

CITY OF HOUSTON
OFFICE
of
BUSINESS OPPORTUNITY

FY2025 YTD: July 01, 2024 - December 31, 2024

**Minority, Women, and Small
Business Enterprise Awards Report**

Appendices: DBE, ACDBE, HUB and LGBTBE Awards

Mayor John Whitmire
OBO Director Cylenthia Hoyrd



Table of Contents

<u>MWSBE Awards Summary</u>	3-5
<u>Citywide Summary</u>	
Citywide Dollars Awarded	6
Year to Date Participation Citywide	6
Citywide MWSBE Awards by Certification Type	7
Citywide MWSBE Awards by Vendor Type	7
Citywide MWSBE Awards by Ethnicity and Contract Type	7
Citywide MWSBE Awards by Ethnicity	7
Citywide MWSBE Awards by Industry Type	8
Utilization of Certified Vendors by Industry Type	8
Citywide Awards by Department	9
<u>MWSBE Awards by Department</u>	
Administration Departments	
Administration and Regulatory Affairs	11
City Controller’s Office	12
Finance	13
Houston Information Technology Services	14
Human Resources	15
Legal Department	16
Mayor’s Office	17
Office of Business Opportunity	18
Development and Maintenance Departments	
Fleet Management Department	19
General Services Department	20
Houston Airport System	21
Houston Public Works	22
Solid Waste Management Department	23
Human and Cultural Services	
Department of Neighborhoods	24
Housing & Community Development Department	25
Houston Health Department	26
Houston Parks and Recreation Department	27
Houston Public Library	28
Public Safety Departments	
Houston Fire Department	29
Houston Police Department	30
Municipal Courts	31
Appendices	
APPENDIX A: Citywide Exempt and Waiver Contracts	32-43
APPENDIX B: Contracts by Council District	44
APPENDIX C: Small procurements for Historically Underutilized Businesses (HUB)	45
APPENDIX D: Disadvantaged Business Enterprise (DBE) Contracts	46
APPENDIX E: Airport Concessions Disadvantaged Business Enterprise (ACDBE) Revenue	47
APPENDIX F: Economic Impact Summary	48

Background

The Office of Business Opportunity is committed to cultivating an inclusive and competitive economic environment in the City of Houston by promoting the success of small businesses and developing Houston's workforce, with a special emphasis on historically underutilized businesses and disenfranchised individuals.

In compliance with Chapter 15, Article V of the City Code of Ordinances, this report details the progress city departments have made towards attaining the utilization goals established for the City's MWSBE program. In addition, for the purpose of reporting the awards to certified firms on all city-related contracts, this report includes the dollars amounts awarded to all certified firms including Disadvantaged Business Enterprises (DBE), Airport Concession Disadvantaged Business Enterprises (ACDBE), Historically Underutilized Businesses (HUB) and Lesbian, Gay, Bisexual and Transgender Business Enterprises (LGBTBE). This data can be found in the appendices.

MWSBE Awards Summary

This is the YTD report for fiscal year 2025, which includes award data from Jul 01, 2024 - Dec 31, 2024. To date the City of Houston awarded a total of \$1,037,503,911 to firms on construction, professional services, and goods & services agreements, with \$274,355,129 awarded to certified minority, women, and small, business enterprises (MWSBE) firms. Of that, \$112,246,069 were exempt contracts, \$195,698,168 were contracts with waivers, and \$789,132 were non-goal-oriented contracts. Therefore, the total dollar amount awarded through the YTD of FY'25 on goal-oriented contracts was \$728,770,542, of which \$228,740,720 was awarded to certified MWSBE firms, yielding an average utilization rate of 31.4%.

When analyzing participation of MWSBE firms on **goal-oriented** contracts by **ethnicity**, Hispanic-owned businesses received the largest share \$76,076,429 or 33.3% of the total amount awarded to certified firms. Black-owned businesses came in second, \$54,054,599 award or 23.6% of dollars awarded. Caucasian Women-owned firms came in third with \$48,897,177 or 21.4%. Asian-owned firms were fourth with \$29,236,860 or 12.8%. Other-owned firms were fifth with \$19,182,983 or 8.4%. Non-minority Male-owned firms were six with \$1,208,296 or 0.5%. Awards to certified firms each on these contracts totaled 623 with the following breakdown: Asian:154, Hispanic:145, Black:131, Caucasian Women:117, Non-minority Male:52, Other:20.

When analyzed by **industry**, MWSBE certified firms on **goal-oriented** construction contracts were awarded \$95,945,679, which is 51.2% of the total amount of \$187,311,824 awarded in all city-related construction projects. A total of \$82,522,304 was awarded to certified firms on professional services contracts out of 53.1% of all professional services contracts awarded citywide, A total of \$50,272,737 was awarded to certified firms on goods & services projects, which is 13.0% of \$386,168,043 awarded to all goods & services projects citywide.

Summary of Exempt and Contracts with Waivers

As stated above, \$112,246,069 were exempt contracts. The remaining \$195,698,168 include contracts that are subject for approval by OBO for a goal waiver due to sole source, non-divisibility, cooperative purchasing agreements, DIR, HGAC, no certified firms available, etc. Please see Appendix A for more details.

Certification Types

Minority Business Enterprise (MBE) certification applies to firms owned and operated by minorities. MBE goals may be applied to any locally funded contract type.

Women Business Enterprise (WBE) certification applies to firms owned and operated by females. As of July 1, 2013, pursuant to amendments to Chapter 15, Article V of the City Code of Ordinances, WBEs have been reinstated on construction contracts, therefore, WBE goals are now applied to any locally funded contract types.

Small Business Enterprise (SBE) certification is race and gender neutral, and applies only to eligible firms in the construction industry. SBEs can be used, up to 4%, to meet contract specific subcontracting MWBE goals on construction related contracts.

Persons with Disabilities Business Enterprise (PDBE) certification applies to eligible firms owned and operated by a disabled veteran or individuals with an existing medically determined physical or mental impairment of a chronic or permanent character. PDBE utilization may be used to augment citywide goals set by City Council. Most PDBEs have multiple certification types. At the time that a contract is awarded, the prime contractor determines which certification type will be utilized. In most cases, PDBEs are utilized as an MBE or SBE.

Disadvantaged Business Enterprise (DBE) certification is a federal certification and applies to firms owned and operated by economically disadvantaged individuals. DBE goals apply only to U.S. Department of Transportation contracts that receive Federal financial assistance.

Airport Concessionaire Disadvantaged Business Enterprise (ACDBE) certification applies to airport concessions only. Contracts awarded to these certified firms are reported separately in the appendices.

Historically Underutilized Businesses (HUB) certification based on ethnicity, U.S. Citizenship, Texas residency and principal place of business in the State of Texas. See attached Appendix.

Lesbian, Gay, Bisexual, Transgender, Business Enterprises (LGBTBE) certified by the National LGBT Chamber of Commerce to promote economic growth and contracting opportunities. See Appendix.

Goal Oriented Contracts

The following are the types of goal-oriented contracts and their annual citywide goals set by City Council. These projects are goal-oriented, which requires MWSBE utilization.

- **Construction** contracts are related to construction projects above \$1M. The citywide goal for construction contracts is 34%.
- **Professional Services** contracts (also known as Regulated contracts) require a professional license e.g. architect, engineer, attorney, or accountant etc. The citywide goal for professional services contracts is 24%.
- **Goods & Services*** contracts provide for the supply of goods and non-personal or nonprofessional services above \$100K. The citywide goal for goods & services contracts is 11%.

The following are subcategories under goods & services contracts. These are non-goal-oriented contract types and do not have citywide goals set by City Council. Note: the utilization of certified vendors on purchase orders and Pcards augments the citywide goal achievement percentage. Purchase orders and Pcard purchases are included in the "goods & services total" in this report.

- **Purchase orders:** direct orders for various purchases made from vendors.
- **PCard purchases:** direct purchases from vendors using City of Houston purchasing cards

Contracts with Waivers** are contracts that don't have a goal per Chapter 15, Article V, Section 15-83, these contracts must be reviewed and approved by the Office of Business Opportunity (OBO). The following reflect the most frequent circumstances under which OBO may approve a request to waive a contract goal:

- **Emergency Contracts** - A public or administrative emergency exists which requires the goods or services being procured to be provided with unusual immediacy.
- **Specialized Contract** - If goods and services being procured are specialized, technical or of a unique nature as to require the contracting department to select its contractor without application of a goal.
- **Economic Burden or Risk** - If requiring a goal would impose an unwarranted economic burden or risk on the City or unduly delay acquisition of the goods or services, or is not in the best interest of the City.
- **No MWSBEs Available** - There are no MWSBEs available in the market to perform the work required in the contract or who possess the specialized license or certification required to do the work.
- **Non Divisible** - The contract cannot be divided to include the use of subcontractors.
- **Sole Source** - Contracts awarded to meet a need that can only be supplied from a firm that provides specialized and/or unique products or services.
- **Direct shipment** - Contracts where the goods are directly shipped to the customer.
- **Minimal MWSBEs Available** - The level of MWSBE availability would produce minimal MWSBE participation.

** As per the recommendation of Strategic Purchasing Division, 'Purchasing' Contracts will be referred to as 'Goods & Services'. The Report has been edited to reflect this change.*

***Departments are required to request a 0% goal from OBO, however, in some cases a department has requested a 0% goal directly from City Council.*

Non-Goal-Oriented Contracts – Construction contracts \$1,000,000 or less and Goods & Services contracts \$100,000 or less. These are contracts that do not require certified firms or a review from the Office of Business Opportunity.

Citywide Dollars Awarded

	A	B	C=A+B	D=B/C
Contract Type	Non MWSBE Amount	MWSBE Amount	Total Amount Awarded	MWSBE %
Construction	\$91,366,144	\$95,945,679	\$187,311,824	51.2%
Professional Services	\$72,768,371	\$82,522,304	\$155,290,675	53.1%
Goods & Services	\$335,895,306	\$50,272,737	\$386,168,043	13.0%
Total	\$500,029,821	\$228,740,720	\$728,770,542	31.4%
Exempt Contracts	\$97,602,222	\$14,643,847	\$112,246,069	13.0%
Waiver Contracts	\$164,727,606	\$30,970,562	\$195,698,168	15.8%
Non-Goal-Oriented	\$789,132	\$0	\$789,132	0.0%
Grand Total	\$763,148,782	\$274,355,129	\$1,037,503,911	26.4%

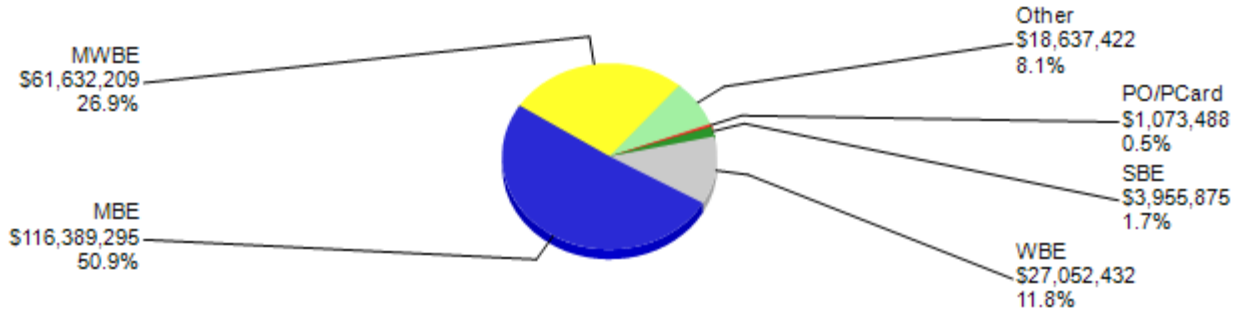
- A. Non MWSBE Amount-Dollars awarded to non-certified firms on contract and non-contract projects. Non-certified prime contractors and non-certified subcontractors are both utilized on projects, therefore this category includes prime and subcontractors.
 B. MWSBE Amount - Dollars awarded to certified MWSBE firms on contract and non-contract projects. Certified MWSBEs can serve as both prime and subcontractors, therefore prime and subcontractors are both included in this category.
 C. Total Amount Awarded - Total contract and non-contract dollars awarded to certified and non-certified firms.
 D. MWSBE % - Percentage of the amount awarded to certified firms compared to the total amount awarded to certified and non-certified firms.

Year to Date Participation Citywide

Contract Area	July 2024 - December 2024		
	Total	MWSBE	%
Construction - MBE		\$80,203,270	42.8%
Construction - MWBE		\$168,226	0.1%
Construction - SBE		\$3,955,875	2.1%
Construction - WBE		\$11,421,403	6.1%
Construction - Other		\$196,907	0.1%
Construction Total	\$187,311,824	\$95,945,679	51.2%
Professional Services - MBE		\$35,345,658	22.8%
Professional Services - MWBE		\$26,002,118	16.7%
Professional Services - WBE		\$15,221,310	9.8%
Professional Services - Other		\$5,953,217	3.8%
Professional Services Total	\$155,290,675	\$82,522,304	53.1%
Goods & Services - MBE		\$840,367	0.2%
Goods & Services - MWBE		\$35,461,865	9.4%
Goods & Services - WBE		\$409,719	0.1%
Goods & Services - Other		\$12,487,298	3.3%
Total Goods & Services Contracts	\$376,014,347	\$49,199,249	13.1%
Purchase Orders	\$10,153,696	\$1,073,488	10.6%
Goods & Services Total	\$386,168,043	\$50,272,737	13.0%
Total without Exempt Purchases	\$728,770,542	\$228,740,720	31.4%
Exempt Contracts	\$112,246,069	\$14,643,847	13.0%
Waiver Contracts	\$195,698,168	\$30,970,562	15.8%
Non-Goal-Oriented	\$789,132	\$0	0.0%
Total with Exempt Purchases	\$1,037,503,911	\$274,355,129	26.4%

- MWBE certification type was introduced to represent subcontractors whose use as an MBE or WBE was undetermined at the time the contract was awarded.
- Purchase orders and Pcards have multiple certification types which do not require a designation at the time of purchase.
- "Other" references contracts for which goals were set but the goal-credit certified firms were not identified at award time. These contracts include revenue contracts, on-call, design-build, emergency, etc.

Citywide MWSBE Awards by Certification Type



* PO/Pcards do not require that certification type be designated at the time of purchase

Citywide MWSBE Awards by Vendor Type

Vendor Type	A		B	C=A/Grand Total	
	Non MWSBE	MWSBE	Total Award	Percent (%)	
Prime	\$490,808,656	\$106,769,097	\$597,577,753	14.7%	
Prime Self Performing	\$0	\$6,544,554	\$6,544,554	0.9%	
Subcontractor	\$140,958	\$114,353,581	\$114,494,539	15.7%	
PO/PCard	\$9,080,208	\$1,073,488	\$10,153,696	0.1%	
Grand Total	\$500,029,821	\$228,740,720	\$728,770,542	31.4%	

* PO/Pcards do not require the vendor type designated.

Citywide MWSBE Awards by Ethnicity and Contract Type

Contract Type	Asian	Black	Caucasian Women	Hispanic	Native American	Non-minority Male	Other	Total
Construction	\$2,422,308	\$36,734,876	\$6,982,096	\$48,299,257		\$1,094,365	\$412,777	\$95,945,679
Professional Services	\$22,649,660	\$10,824,483	\$19,665,702	\$22,974,778	\$80,372	\$44,400	\$6,282,908	\$82,522,304
Goods & Services	\$4,164,892	\$6,495,240	\$22,249,378	\$4,802,395		\$69,532	\$12,491,301	\$50,272,737
Grand Total	\$29,236,860	\$54,054,599	\$48,897,177	\$76,076,429	\$80,372	\$1,208,296	\$19,186,987	\$228,740,720

Citywide MWSBE Awards by Ethnicity

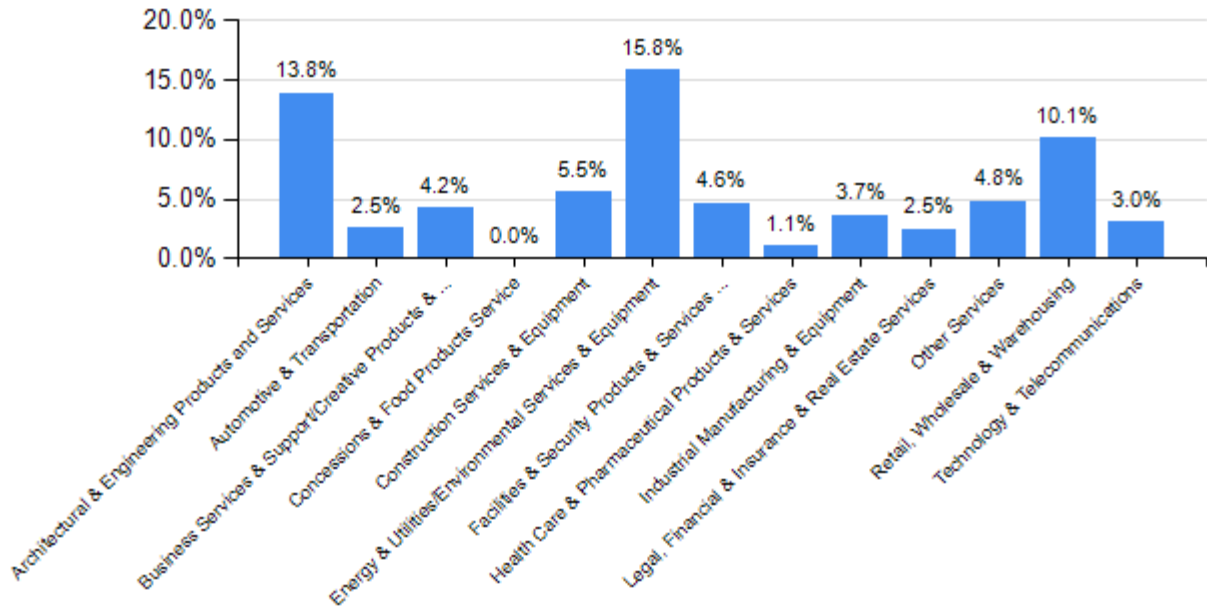
	Asian	Black	Caucasian Women	Hispanic	Native American	Non-minority Male	Other	Total
Count of Amount	154	131	117	145	3	52	21	623
Sum of Amount	\$29,236,860	\$54,054,599	\$48,897,177	\$76,076,429	\$80,372	\$1,208,296	\$19,186,987	\$228,740,720
Percentage	12.8%	23.6%	21.4%	33.3%	0.0%	0.5%	8.4%	100.0%

* The count in each chart represents the number of prime and subcontractors awards. The percentage represents the portion of dollars awarded to certified firms compared to the total dollar amount awarded to all certified firms.

Citywide MWSBE Awards by Industry Type

Industry Type	A	B	C = B/A	D	E=D/B
Industry Type	Number of Certified Firms (1)	Number of Certified Firms Used	Percentage of Utilization	Amount(2)	Average per Vendor
Architectural & Engineering Products and Services	390	54	13.8%	\$30,032,498	\$556,157
Automotive & Transportation	275	7	2.5%	\$1,764,446	\$252,064
Business Services & Support/Creative Products & Services	929	39	4.2%	\$10,563,085	\$270,848
Concessions & Food Products Service	97	0	0.0%	\$0	\$0
Construction Services & Equipment	1667	92	5.5%	\$94,134,897	\$1,023,205
Energy & Utilities/Environmental Services & Equipment	171	27	15.8%	\$10,054,278	\$372,381
Facilities & Security Products & Services (Janitorial/Security/HVAC)	474	22	4.6%	\$3,983,215	\$181,055
Health Care & Pharmaceutical Products & Services	184	2	1.1%	\$69,188	\$34,594
Industrial Manufacturing & Equipment	82	3	3.7%	\$33,110	\$11,037
Legal, Financial & Insurance & Real Estate Services	282	7	2.5%	\$5,127,491	\$732,499
Other Services	479	23	4.8%	\$21,237,416	\$923,366
Retail, Wholesale & Warehousing	218	22	10.1%	\$25,337,957	\$1,151,725
Technology & Telecommunications	299	9	3.0%	\$26,243,139	\$2,915,904
Grand Total	5547	307	5.5%	\$228,580,720	\$744,563

Utilization of Certified Vendors by Industry Type



- (1) At the end of the Fiscal Year there were a total of 5904 certified firms however this includes ACDBE, DBE, LGBTBE and HUB businesses which are not applicable to the MWSBE program. The total of 5547 only includes the total MBE, WBE, SBE and PDBE certified firms which are applicable to this program.
- (2) Numbers in parathesi represent procurements with a reduced amount.

Citywide Summary
FY2025 YTD:
Jul 01, 2024 - Dec 31, 2024

FY2025 MWSBE Awards by Department ¹							
Department/Division ²	Non MWSBE		MWSBE		Total Award		
	A		B		C=A+B		D=B/C
	Count	Amount	Count	Amount	Count	Total	Current Percentage
Administration and Regulatory Affairs	85	\$12,059,929	2	\$482,994	87	\$12,542,923	3.9%
City Controller's Office	8	\$154,384	4	\$55,487	12	\$209,871	26.4%
City Council *	1	\$10,660			1	\$10,660	
Department of Neighborhoods	4	\$36,736	1	\$40,000	5	\$76,736	52.1%
Finance Department	13	\$798,521	2	\$78,650	15	\$877,171	9.0%
Fleet Management Department	438	\$936,280	25	\$70,441	463	\$1,006,722	7.0%
General Services Department	42	\$10,477,683	87	\$3,109,772	129	\$13,587,455	22.9%
Housing and Community Development Dept	34	\$1,438,295	31	\$3,612,777	65	\$5,051,071	71.5%
Houston Airport System	214	\$46,630,387	91	\$17,681,473	305	\$64,311,860	27.5%
Houston Fire Department	55	\$177,760	3	\$48,958	58	\$226,718	21.6%
Houston Health Department	57	\$2,545,784	8	\$451,951	65	\$2,997,735	15.1%
Houston Information Technology Services	12	\$4,882,606	9	\$30,397,872	21	\$35,280,478	86.2%
Houston Parks and Recreation Department	34	\$1,404,451	1	\$131,400	35	\$1,535,851	8.6%
Houston Police Department	100	\$1,043,062	10	\$197,293	110	\$1,240,355	15.9%
Houston Public Library	133	\$818,796	8	\$20,414	141	\$839,210	2.4%
Houston Public Works	322	\$313,602,895	319	\$155,389,581	641	\$468,992,476	33.1%
Human Resources	19	\$204,516	4	\$108,360	23	\$312,876	34.6%
Legal Department	2	\$348,957	1	\$67,500	3	\$416,457	16.2%
Mayor's Office	10	\$131,746	4	\$160,353	14	\$292,098	54.9%
Municipal Courts Department	33	\$170,486	2	\$67,100	35	\$237,586	28.2%
Office of Business Opportunity	1	\$408,175	1	\$128,898	2	\$537,073	24.0%
Planning & Development Department	6	\$85,275			6	\$85,275	
Solid Waste Management Department	19	\$101,662,438	10	\$16,439,445	29	\$118,101,884	13.9%
Total	1,642	\$500,029,821	623	\$228,740,720	2,265	\$728,770,542	31.4%

* Departments denoted with an asterisk only include expenditures for purchase orders and Pcards, which are not goal-oriented and do not require certified firms on each purchase. However, certified firms that were utilized on purchase orders and Pcards are counted toward the goods & services goal.

- (1) Excludes Exempt and non-goal-oriented contracts
- (2) The amounts for strategic Purchasing and City of Houston reflect contracts and non-contracts processed for multiple departments and cannot be applied to the certified vendor awards for one department only.
- (3) Finance Department figures include General Government and Strategic Procurement Division transactions as well.

Table of Contents

MWSBE Awards by Department

Administration Departments

Administration and Regulatory Affairs	11
City Controller's Office	12
Finance	13
Houston Information Technology Services	14
Human Resources	15
Legal Department	16
Mayor's Office	17
Office of Business Opportunity	18

Development and Maintenance Departments

Fleet Management Department	19
General Services Department	20
Houston Airport System	21
Houston Public Works	22
Planning & Development Department	23
Solid Waste Management Department	24

Human and Cultural Services

Housing & Community Development Department	25
Houston Health Department	26
Houston Parks and Recreation Department	27
Houston Public Library	28

Public Safety Departments

Houston Fire Department	29
Houston Police Department	30
Municipal Courts	31

Administration and Regulatory Affairs

Details by Department

FY2025 YTD: 7/1/2024 - 12/31/2024

The Administration and Regulatory Affairs Department (ARA) provides efficient and logical solutions to administrative and regulatory challenges. The department oversees Parking, Operations/3-1-1, Payroll, Administrative Services, BARC (the City's Animal Shelter and Adoption Facility), Transportation and Insurance Management.

As of Dec 31, 2024 YTD, ARA awarded \$15,842,262, of which \$482,994 was awarded to certified firms, accounting for 3.0% utilization over all awards. However, from this amount, \$3,299,340 was either exempt from MWBE goals, granted a waiver, or non goal-oriented. From the remaining \$12,542,923, the department registered 3.9% utilization by awarding a total of \$482,994 to certified firms.

FY2025 Dollars Awarded

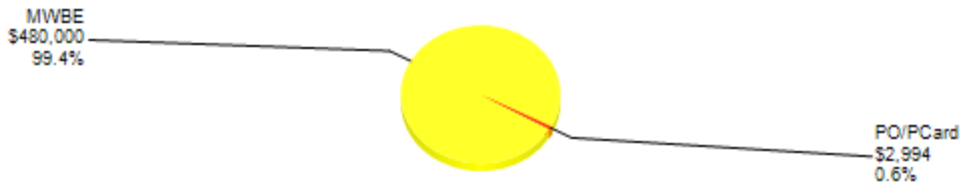
	A	B	C=A+B	D=B/C
Contract Type1	Non MWSBE Amount	MWSBE Amount	Total Amount Awarded	MWSBE %
Construction	\$0	\$0	\$0	0.0%
Professional Services	\$0	\$0	\$0	0.0%
Goods & Services	\$12,059,929	\$482,994	\$12,542,923	3.9%
Total	\$12,059,929	\$482,994	\$12,542,923	3.9%
Exempt Contracts	\$0	\$0	\$0	0.0%
Waiver Contracts	\$3,199,918	\$0	\$3,199,918	0.0%
Non-Goal-Oriented	\$99,421	\$0	\$99,421	0.0%
Grand Total	\$15,359,269	\$482,994	\$15,842,262	3.0%

FY2025 MWSBE Awards by Vendor Type

	A	B	C=A/Grand Total
Vendor Type	Non MWSBE	MWSBE	Percent (%)
Prime	\$11,520,000		0.0%
SubContractor		\$480,000	3.8%
PO/PCard	\$539,929	\$2,994	0.0%
Total Award	\$12,059,929	\$482,994	3.9%

* PO/PCards do not require the vendor type designated.

Awards by Certification Type



* PO/PCards do not require that certification type be designated at the time of purchase

FY2025 MWSBE Awards by Ethnicity

	Black	Caucasian Women	Total
Count of Amount	1	1	2
Sum of Amount	\$480,000	\$2,994	\$482,994
Percentage	99.4%	0.6%	100.0%

* The count in each chart represents the number of awards. The percentage represents the portion of dollars awarded to certified firms compared to the total dollar amount awarded to all certified firms.

City Controller's Office

Details by Department

FY2025 YTD: 7/1/2024 - 12/31/2024

The City Controller serves as the City's Chief Financial Officer and is responsible for ensuring that the assets of the City are properly accounted for and expended in a manner consistent with applicable laws, policies, plans and procedures. To accomplish this goal, the City Controller performs various functions including but not limited to certifying the availability of City funds prior to Council approval of City commitments, processing and monitoring disbursements which total 2.4 billion dollars annually, investing the City's funds, conducting internal audits of City departments and federal grant programs, operating and maintaining the City's financial management system, conducting the sale of the City's public improvement and revenue bonds, and producing a comprehensive annual financial report.

As of Dec 31, 2024 YTD, CTR awarded \$209,871, of which \$55,487 was awarded to certified firms, accounting for 26.4% utilization over all awards. However, from this amount, \$0 was either exempt from MWBE goals, granted a waiver, or non goal-oriented. From the remaining \$209,871, the department registered 26.4% utilization by awarding a total of \$55,487 to certified firms.

FY2025 Dollars Awarded

Contract Type1	A	B	C=A+B	D=B/C
	Non MWSBE Amount	MWSBE Amount	Total Amount Awarded	MWSBE %
Construction	\$0	\$0	\$0	0.0%
Professional Services	\$60,513	\$7,487	\$68,000	11.0%
Goods & Services	\$93,871	\$48,000	\$141,871	33.8%
Total	\$154,384	\$55,487	\$209,871	26.4%
Exempt Contracts	\$0	\$0	\$0	0.0%
Waiver Contracts	\$0	\$0	\$0	0.0%
Non-Goal-Oriented	\$0	\$0	\$0	0.0%
Grand Total	\$154,384	\$55,487	\$209,871	26.4%

FY2025 MWSBE Awards by Vendor Type

Vendor Type	A	B	C=A/Grand Total	
	Non MWSBE	MWSBE	Total Award	Percent (%)
Prime	\$60,513		\$60,513	0.0%
SubContractor		\$7,487	\$7,487	3.6%
PO/PCard	\$93,871	\$48,000	\$141,871	22.9%
Total Award	\$154,384	\$55,487	\$209,871	26.4%

* PO/PCards do not require the vendor type designated.

Awards by Certification Type



* PO/PCards do not require that certification type be designated at the time of purchase

FY2025 MWSBE Awards by Ethnicity

	Black	Caucasian Women	Total
Count of Amount	2	2	4
Sum of Amount	\$50,496	\$4,991	\$55,487
Percentage	91.0%	9.0%	100.0%

* The count in each chart represents the number of awards. The percentage represents the portion of dollars awarded to certified firms compared to the total dollar amount awarded to all certified firms.

Finance Department
Details by Department
FY2025 YTD: 7/1/2024 - 12/31/2024

The Finance Department's (FIN) mission is to safeguard the fiscal integrity of the City, and enable City stakeholders to do the same. We will do this by sustaining and growing a dynamic organization filled with strong people that use rigorous policies, processes, and systems. Strategic Purchasing (SPD) and General Government (GG) transactions are included in the summary below.

As of Dec 31, 2024 YTD, FIN awarded \$1,752,945, of which \$78,650 was awarded to certified firms, accounting for 4.5% utilization over all awards. However, from this amount, \$875,775 was either exempt from MWBE goals, granted a waiver, or non goal-oriented. From the remaining \$877,171, the department registered 9.0% utilization by awarding a total of \$78,650 to certified firms.

FY2025 Dollars Awarded

	A	B	C=A+B	D=B/C
Contract Type1	Non MWSBE Amount	MWSBE Amount	Total Amount Awarded	MWSBE %
Construction	\$0	\$0	\$0	0.0%
Professional Services	\$0	\$0	\$0	0.0%
Goods & Services Total	\$798,521	\$78,650	\$877,171	9.0%
Goods & Services Total (GG)	\$0	\$0	\$0	0.0%
Total	\$798,521	\$78,650	\$877,171	9.0%
Exempt Contracts	\$65,952	\$0	\$65,952	0.0%
Waiver Contracts	\$809,822	\$0	\$809,822	0.0%
Non-Goal-Oriented	\$0	\$0	\$0	0.0%
Grand Total	\$1,674,296	\$78,650	\$1,752,945	4.5%

FY2025 MWSBE Awards by Vendor Type

	A	B	C=A/Grand Total
Vendor Type	Non MWSBE	MWSBE	Total Award
Prime	\$636,350		\$636,350
SubContractor		\$78,650	\$78,650
PO/PCard	\$162,171		\$162,171
Total Award	\$798,521	\$78,650	\$877,171

* PO/PCards do not require the vendor type designated.

Awards by Certification Type



* PO/PCards do not require that certification type be designated at the time of purchase

FY2025 MWSBE Awards by Ethnicity

	Hispanic	Other	Total
Count of Amount	1	1	2
Sum of Amount	\$0	\$78,650	\$78,650
Percentage	0.0%	100.0%	100.0%

* The count in each chart represents the number of awards. The percentage represents the portion of dollars awarded to certified firms compared to the total dollar amount awarded to all certified firms.

Houston Information Technology Services

Details by Department

FY2025 YTD: 7/1/2024 - 12/31/2024

Houston Information Technology Services' (HITS) mission is to provide solutions that serve, protect, and enlighten the residents and visitors of Houston by being a catalyst that transforms Houston into a digital city for all. The department's Strategic Plan includes focus on optimizing City operations, improved data-driven decision making, improved access to citizen services, and to inspire & empower employees.

As of Dec 31, 2024 YTD, HITS awarded \$98,744,334, of which \$41,487,543 was awarded to certified firms, accounting for 42.0% utilization over all awards. However, from this amount, \$63,463,856 was either exempt from MWBE goals, granted a waiver, or non goal-oriented. From the remaining \$35,280,478, the department registered 86.2% utilization by awarding a total of \$30,397,872 to certified firms.

FY2025 Dollars Awarded

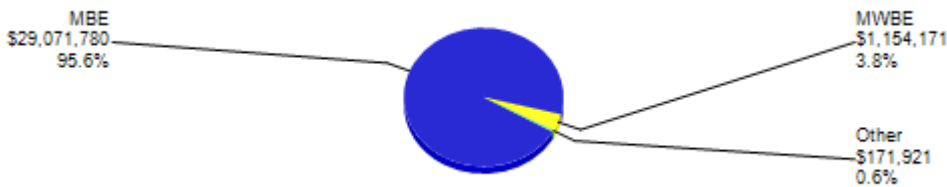
	A	B	C=A+B	D=B/C
Contract Type1	Non MWSBE Amount	MWSBE Amount	Total Amount Awarded	MWSBE %
Construction	\$0	\$0	\$0	0.0%
Professional Services	\$4,122,500	\$30,225,951	\$34,348,451	88.0%
Goods & Services	\$760,106	\$171,921	\$932,027	18.4%
Total	\$4,882,606	\$30,397,872	\$35,280,478	86.2%
Exempt Contracts	\$50,010,444	\$11,089,671	\$61,100,115	18.2%
Waiver Contracts	\$2,363,741	\$0	\$2,363,741	0.0%
Non-Goal-Oriented	\$0	\$0	\$0	0.0%
Grand Total	\$57,256,791	\$41,487,543	\$98,744,334	42.0%

FY2025 MWSBE Awards by Vendor Type

	A	B	C=A/Grand Total	
Vendor Type	Non MWSBE	MWSBE	Total Award	Percent (%)
Prime	\$4,769,251	\$29,071,780	\$33,841,030	82.4%
Prime Self Performing		\$63,750	\$63,750	0.2%
SubContractor		\$1,262,342	\$1,262,342	3.6%
PO/PCard	\$113,355		\$113,355	0.0%
Total Award	\$4,882,606	\$30,397,872	\$35,280,478	86.2%

* PO/Pcards do not require the vendor type designated.

Awards by Certification Type



* PO/Pcards do not require that certification type be designated at the time of purchase

FY2025 MWSBE Awards by Ethnicity

	Asian	Black	Hispanic	Other	Total
Count of Amount	2	5	1	1	9
Sum of Amount	\$3,895,706	\$5,191,671	\$21,138,574	\$171,921	\$30,397,872
Percentage	12.8%	17.1%	69.5%	0.6%	100.0%

* The count in each chart represents the number of awards. The percentage represents the portion of dollars awarded to certified firms compared to the total dollar amount awarded to all certified firms.

Human Resources

Details by Department

FY2025 YTD: 7/1/2024 - 12/31/2024

The Human Resources Department (HR) is committed to the recruitment, retention and development of a highly diverse workforce, serving more than 21,000 city employees across 25 city departments. HR manages services for Safety and Risk Management, Workers' Compensation, Benefits Administration, Talent Management, Strategic Planning and Citywide Corporate Training.

As of Dec 31, 2024 YTD, HR awarded \$372,876, of which \$108,360 was awarded to certified firms, accounting for 29.1% utilization over all awards. However, from this amount, \$60,000 was either exempt from MWBE goals, granted a waiver, or non goal-oriented. From the remaining \$312,876, the department registered 34.6% utilization by awarding a total of \$108,360 to certified firms.

FY2025 Dollars Awarded

	A	B	C=A+B	D=B/C
Contract Type1	Non MWSBE Amount	MWSBE Amount	Total Amount Awarded	MWSBE %
Construction	\$0	\$0	\$0	0.0%
Professional Services	\$0	\$0	\$0	0.0%
Goods & Services	\$204,516	\$108,360	\$312,876	34.6%
Total	\$204,516	\$108,360	\$312,876	34.6%
Exempt Contracts	\$60,000	\$0	\$60,000	0.0%
Waiver Contracts	\$0	\$0	\$0	0.0%
Non-Goal-Oriented	\$0	\$0	\$0	0.0%
Grand Total	\$264,516	\$108,360	\$372,876	29.1%

FY2025 MWSBE Awards by Vendor Type

	A	B	C=A/Grand Total	
Vendor Type	Non MWSBE	MWSBE	Total Award	Percent (%)
PO/PCard	\$204,516	\$108,360	\$312,876	34.6%
Total Award	\$204,516	\$108,360	\$312,876	34.6%

* PO/PCards do not require the vendor type designated.

Awards by Certification Type



* PO/PCards do not require that certification type be designated at the time of purchase

FY2025 MWSBE Awards by Ethnicity

	Asian	Black	Caucasian Women	Hispanic	Total
Count of Amount	1	1	1	1	4
Sum of Amount	\$46,040	\$47,500	\$2,070	\$12,750	\$108,360
Percentage	42.5%	43.8%	1.9%	11.8%	100.0%

* The count in each chart represents the number of awards. The percentage represents the portion of dollars awarded to certified firms compared to the total dollar amount awarded to all certified firms.

Legal Department

Details by Department

FY2025 YTD: 7/1/2024 - 12/31/2024

The Legal Department (LGL) strives to provide the highest quality municipal legal services to the City, its elected and appointed officials, and its employees in the most efficient manner feasible.

As of Dec 31, 2024 YTD, LGL awarded \$588,457, of which \$67,500 was awarded to certified firms, accounting for 11.5% utilization over all awards. However, from this amount, \$172,000 was either exempt from MWBE goals, granted a waiver, or non goal-oriented. From the remaining \$416,457, the department registered 16.2% utilization by awarding a total of \$67,500 to certified firms.

FY2025 Dollars Awarded

	A	B	C=A+B	D=B/C
Contract Type1	Non MWSBE Amount	MWSBE Amount	Total Amount Awarded	MWSBE %
Construction	\$0	\$0	\$0	0.0%
Professional Services	\$307,500	\$67,500	\$375,000	18.0%
Goods & Services	\$41,457	\$0	\$41,457	0.0%
Total	\$348,957	\$67,500	\$416,457	16.2%
Exempt Contracts	\$0	\$0	\$0	0.0%
Waiver Contracts	\$172,000	\$0	\$172,000	0.0%
Non-Goal-Oriented	\$0	\$0	\$0	0.0%
Grand Total	\$520,957	\$67,500	\$588,457	11.5%

FY2025 MWSBE Awards by Vendor Type

	A	B	C=A/Grand Total
Vendor Type	Non MWSBE	MWSBE	Percent (%)
Prime	\$307,500		0.0%
SubContractor		\$67,500	16.2%
PO/PCard	\$41,457		0.0%
Total Award	\$348,957	\$67,500	16.2%

* PO/PCards do not require the vendor type designated.

Awards by Certification Type



* PO/PCards do not require that certification type be designated at the time of purchase

FY2025 MWSBE Awards by Ethnicity

	Hispanic	Total
Count of Amount	1	1
Sum of Amount	\$67,500	\$67,500
Percentage	100.0%	100.0%

* The count in each chart represents the number of awards. The percentage represents the portion of dollars awarded to certified firms compared to the total dollar amount awarded to all certified firms.

Mayor's Office

Details by Department

FY2025 YTD: 7/1/2024 - 12/31/2024

The Mayor's Office (MYR) is responsible for the general management of the City and for seeing that laws and ordinances are enforced. Divisions of the Mayor's Office include, but are not limited to, CitizensNet, Crime Victims Assistance, Cultural Affairs, Economic Development, Green Houston, HTV (Municipal Channel), Intergovernmental Relations, International Trade and Development, Public Safety and Homeland Security, and Special Events.

As of Dec 31, 2024 YTD, MYR awarded \$36,811,889, of which \$998,422 was awarded to certified firms, accounting for 2.7% utilization over all awards. However, from this amount, \$36,519,790 was either exempt from MWBE goals, granted a waiver, or non goal-oriented. From the remaining \$292,098, the department registered 54.9% utilization by awarding a total of \$160,353 to certified firms.

FY2025 Dollars Awarded

	A	B	C=A+B	D=B/C
Contract Type1	Non MWSBE Amount	MWSBE Amount	Total Amount Awarded	MWSBE %
Construction	\$0	\$0	\$0	0.0%
Professional Services	\$0	\$0	\$0	0.0%
Goods & Services	\$131,746	\$160,353	\$292,098	54.9%
Total	\$131,746	\$160,353	\$292,098	54.9%
Exempt Contracts	\$518,604	\$698,776	\$1,217,380	57.4%
Waiver Contracts	\$35,078,117	\$139,293	\$35,217,410	0.4%
Non-Goal-Oriented	\$85,000	\$0	\$85,000	0.0%
Grand Total	\$35,813,466	\$998,422	\$36,811,889	2.7%

FY2025 MWSBE Awards by Vendor Type

	A	B	C=A/Grand Total	
Vendor Type	Non MWSBE	MWSBE	Total Award	Percent (%)
Prime		\$128,367	\$128,367	43.9%
Prime Self Performing		\$14,763	\$14,763	5.1%
SubContractor		\$14,763	\$14,763	5.1%
PO/PCard	\$131,746	\$2,459	\$134,205	0.8%
Total Award	\$131,746	\$160,353	\$292,098	54.9%

* PO/Pcards do not require the vendor type designated.

Awards by Certification Type



* PO/Pcards do not require that certification type be designated at the time of purchase

FY2025 MWSBE Awards by Ethnicity

	Black	Hispanic	Total
Count of Amount	3	1	4
Sum of Amount	\$145,590	\$14,763	\$160,353
Percentage	90.8%	9.2%	100.0%

* The count in each chart represents the number of awards. The percentage represents the portion of dollars awarded to certified firms compared to the total dollar amount awarded to all certified firms.

Office of Business Opportunity

Details by Department

FY2025 YTD: 7/1/2024 - 12/31/2024

The Office of Business Opportunity (OBO) is committed to creating a competitive and diverse business environment in the City of Houston by promoting the growth and success of local small businesses, with special emphasis on historically underutilized groups by ensuring their meaningful participation in the government procurement process.

As of Dec 31, 2024 YTD, OBO awarded \$537,073, of which \$128,898 was awarded to certified firms, accounting for 24.0% utilization over all awards. However, from this amount, \$0 was either exempt from MWBE goals, granted a waiver, or non goal-oriented. From the remaining \$537,073, the department registered 24.0% utilization by awarding a total of \$128,898 to certified firms.

FY2025 Dollars Awarded

	A	B	C=A+B	D=B/C
Contract Type1	Non MWSBE Amount	MWSBE Amount	Total Amount Awarded	MWSBE %
Construction	\$0	\$0	\$0	0.0%
Professional Services	\$408,175	\$128,898	\$537,073	24.0%
Goods & Services	\$0	\$0	\$0	0.0%
Total	\$408,175	\$128,898	\$537,073	24.0%
Exempt Contracts	\$0	\$0	\$0	0.0%
Waiver Contracts	\$0	\$0	\$0	0.0%
Non-Goal-Oriented	\$0	\$0	\$0	0.0%
Grand Total	\$408,175	\$128,898	\$537,073	24.0%

FY2025 MWSBE Awards by Vendor Type

	A	B	C=A/Grand Total	
Vendor Type	Non MWSBE	MWSBE	Total Award	Percent (%)
Prime	\$408,175		\$408,175	0.0%
SubContractor		\$128,898	\$128,898	24.0%
Total Award	\$408,175	\$128,898	\$537,073	24.0%

* PO/Pcards do not require the vendor type designated.

Awards by Certification Type



* PO/Pcards do not require that certification type be designated at the time of purchase

FY2025 MWSBE Awards by Ethnicity

	Black	Total
Count of Amount	1	1
Sum of Amount	\$128,898	\$128,898
Percentage	100.0%	100.0%

* The count in each chart represents the number of awards. The percentage represents the portion of dollars awarded to certified firms compared to the total dollar amount awarded to all certified firms.

Fleet Management Department
Details by Department
FY2025 YTD: 7/1/2024 - 12/31/2024

The mission of the Fleet Management Department (FMD) is to maximize the use and value of the City's vehicle assets. The department partners with other City departments to provide quality services and reliable, safe, and environmentally-efficient vehicles in a cost-effective and transparent manner.

As of Dec 31, 2024 YTD, FMD awarded \$57,705,278, of which \$12,915,580 was awarded to certified firms, accounting for 22.4% utilization over all awards. However, from this amount, \$56,698,557 was either exempt from MWBE goals, granted a waiver, or non goal-oriented. From the remaining \$1,006,722, the department registered 7.0% utilization by awarding a total of \$70,441 to certified firms.

FY2025 Dollars Awarded

	A	B	C=A+B	D=B/C
Contract Type1	Non MWSBE Amount	MWSBE Amount	Total Amount Awarded	MWSBE %
Construction	\$0	\$0	\$0	0.0%
Professional Services	\$0	\$0	\$0	0.0%
Goods & Services	\$936,280	\$70,441	\$1,006,722	7.0%
Total	\$936,280	\$70,441	\$1,006,722	7.0%
Exempt Contracts	\$290,315	\$0	\$290,315	0.0%
Waiver Contracts	\$43,503,103	\$12,845,139	\$56,348,242	22.8%
Non-Goal-Oriented	\$60,000	\$0	\$60,000	0.0%
Grand Total	\$44,789,699	\$12,915,580	\$57,705,278	22.4%

FY2025 MWSBE Awards by Vendor Type

	A	B	C=A/Grand Total	
Vendor Type	Non MWSBE	MWSBE	Total Award	Percent (%)
PO/PCard	\$936,280	\$70,441	\$1,006,722	7.0%
Total Award	\$936,280	\$70,441	\$1,006,722	7.0%

* PO/PCards do not require the vendor type designated.

Awards by Certification Type



* PO/PCards do not require that certification type be designated at the time of purchase

FY2025 MWSBE Awards by Ethnicity

	Asian	Black	Caucasian Women	Hispanic	Non-minority Male	Total
Count of Amount	1	1	12	8	3	25
Sum of Amount	\$2,580	\$10,925	\$37,727	\$15,999	\$3,210	\$70,441
Percentage	3.7%	15.5%	53.6%	22.7%	4.6%	100.0%

* The count in each chart represents the number of awards. The percentage represents the portion of dollars awarded to certified firms compared to the total dollar amount awarded to all certified firms.

General Services Department
Details by Department
FY2025 YTD: 7/1/2024 - 12/31/2024

The General Services Department (GSD) was established in the year 2000 to construct and maintain the City's building portfolio, and providing a comprehensive suite of services to over 300 facilities; representing 7.7 million square feet of occupied space. GSD assists in identifying the appropriate real estate solutions and provides design and construction services for the development of a facility. Divisions include: Asset Management & Strategic Planning, Design & Construction, Financial & Energy Administrative Services, Property Management, and Security Management.

As of Dec 31, 2024 YTD, GSD awarded \$15,657,443, of which \$3,109,772 was awarded to certified firms, accounting for 19.9% utilization over all awards. However, from this amount, \$2,069,988 was either exempt from MWBE goals, granted a waiver, or non goal-oriented. From the remaining \$13,587,455, the department registered 22.9% utilization by awarding a total of \$3,109,772 to certified firms.

FY2025 Dollars Awarded

	A	B	C=A+B	D=B/C
Contract Type ¹	Non MWSBE Amount	MWSBE Amount	Total Amount Awarded	MWSBE %
Construction	\$838,953	(\$77,028)	\$761,925	-10.1%
Professional Services	\$9,613,200	\$2,386,800	\$12,000,000	19.9%
Goods & Services	\$25,530	\$800,000	\$825,530	96.9%
Total	\$10,477,683	\$3,109,772	\$13,587,455	22.9%
Exempt Contracts	\$776,000	\$0	\$776,000	0.0%
Waiver Contracts	\$1,293,988	\$0	\$1,293,988	0.0%
Non-Goal-Oriented	\$0	\$0	\$0	0.0%
Grand Total	\$12,547,671	\$3,109,772	\$15,657,443	19.9%

FY2025 MWSBE Awards by Vendor Type

	A	B	C=A/Grand Total
Vendor Type	Non MWSBE	MWSBE	Total Award
Prime	\$10,443,368	\$1,782,400	\$12,225,768
SubContractor	\$8,786	\$1,327,372	\$1,336,158
PO/Pcard	\$25,530	\$0	\$25,530
Total Award	\$10,477,683	\$3,109,772	\$13,587,455

* PO/Pcards do not require the vendor type designated.

Awards by Certification Type



* PO/Pcards do not require that certification type be designated at the time of purchase

FY2025 MWSBE Awards by Ethnicity

	Asian	Black	Caucasian Women	Hispanic	Non-minority Male	Total
Count of Amount	31	10	23	21	2	87
Sum of Amount	\$658,553	\$664,982	\$1,022,766	\$719,071	\$44,400	\$3,109,772
Percentage	21.2%	21.4%	32.9%	23.1%	1.4%	100.0%

* The count in each chart represents the number of awards. The percentage represents the portion of dollars awarded to certified firms compared to the total dollar amount awarded to all certified firms.

Houston Airport System

Details by Department

FY2025 YTD: 7/1/2024 - 12/31/2024

The Houston Airport System (HAS) ranks as one of the largest multi-airport systems in the world. The system consists of: George Bush Intercontinental Airport (IAH)—ranked as the 7th largest U.S. airport, William P. Hobby Airport (HOU), and Ellington Airport (EFD). The 3 airport system serves more than 50 million passengers annually.

As of Dec 31, 2024 YTD, HAS awarded \$73,180,155, of which \$17,681,473 was awarded to certified firms, accounting for 24.2% utilization over all awards. However, from this amount, \$8,868,295 was either exempt from MWBE goals, granted a waiver, or non goal-oriented. From the remaining \$64,311,860, the department registered 27.5% utilization by awarding a total of \$17,681,473 to certified firms.

FY2025 Dollars Awarded

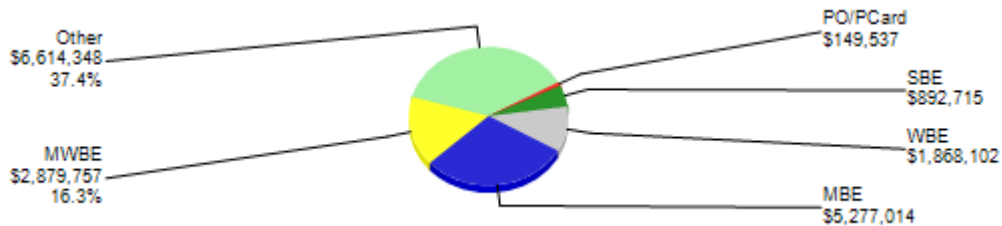
Contract Type1	A Non MWSBE Amount	B MWSBE Amount	C=A+B Total Amount Awarded	D=B/C MWSBE %
Construction	\$14,522,222	\$8,141,620	\$22,663,842	35.9%
Professional Services	\$14,415,304	\$6,675,192	\$21,090,496	31.7%
Goods & Services	\$17,692,861	\$2,864,662	\$20,557,523	13.9%
Total	\$46,630,387	\$17,681,473	\$64,311,860	27.5%
Exempt Contracts	\$426,260	\$0	\$426,260	0.0%
Waiver Contracts	\$8,442,035	\$0	\$8,442,035	0.0%
Non-Goal-Oriented	\$0	\$0	\$0	0.0%
Grand Total	\$55,498,682	\$17,681,473	\$73,180,155	24.2%

FY2025 MWSBE Awards by Vendor Type

Vendor Type	A Non MWSBE	B MWSBE	C=A/Grand Total Total Award	Percent (%)
Prime	\$45,506,228	\$2,560,000	\$48,066,228	4.0%
Prime Self Performing		\$320,000	\$320,000	0.5%
SubContractor	\$0	\$14,651,936	\$14,651,936	22.8%
PO/PCard	\$1,124,159	\$149,537	\$1,273,696	0.2%
Total Award	\$46,630,387	\$17,681,473	\$64,311,860	27.5%

* PO/PCards do not require the vendor type designated.

Awards by Certification Type



* PO/PCards do not require that certification type be designated at the time of purchase

FY2025 MWSBE Awards by Ethnicity

	Asian	Black	Caucasian Women	Hispanic	Non-minority Male	Other	Total
Count of Amount	9	21	7	13	37	4	91
Sum of Amount	\$1,552,621	\$1,904,682	\$1,758,938	\$5,080,735	\$440,458	\$6,944,039	\$17,681,473
Percentage	8.8%	10.8%	9.9%	28.7%	2.5%	39.3%	100.0%

* The count in each chart represents the number of awards. The percentage represents the portion of dollars awarded to certified firms compared to the total dollar amount awarded to all certified firms.

Houston Public Works

Details by Department

FY2025 YTD: 7/1/2024 - 12/31/2024

The Houston Public Works (HPW) department is tasked with providing the range of services integral to maintaining the City's infrastructure. Administration, planning, maintenance, construction management and technical engineering all fall under the umbrella of the department's responsibilities, including distribution of billions of gallons of water, and maintenance of over 16,000 miles of streets.

As of Dec 31, 2024 YTD, HPW awarded \$537,055,651, of which \$174,137,613 was awarded to certified firms, accounting for 32.4% utilization over all awards. However, from this amount, \$68,063,175 was either exempt from MWBE goals, granted a waiver, or non goal-oriented. From the remaining \$468,992,476, the department registered 33.1% utilization by awarding a total of \$155,389,581 to certified firms.

FY2025 Dollars Awarded

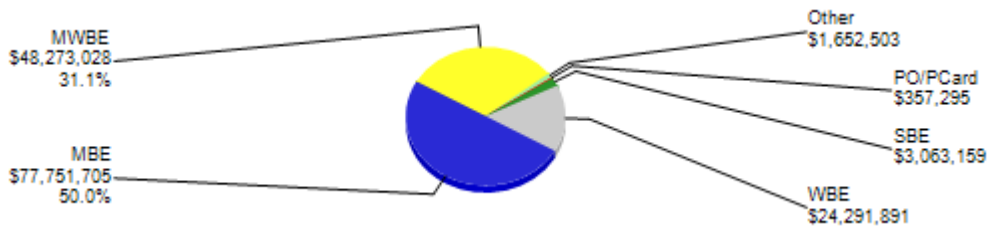
	A	B	C=A+B	D=B/C
Contract Type1	Non MWSBE Amount	MWSBE Amount	Total Amount Awarded	MWSBE %
Construction	\$74,950,956	\$84,425,085	\$159,376,041	53.0%
Professional Services	\$41,508,115	\$42,443,726	\$83,951,842	50.6%
Goods & Services	\$197,143,823	\$28,520,770	\$225,664,593	12.6%
Total	\$313,602,895	\$155,389,581	\$468,992,476	33.1%
Exempt Contracts	\$20,882,831	\$2,779,800	\$23,662,631	11.7%
Waiver Contracts	\$28,142,244	\$15,968,232	\$44,110,476	36.2%
Non-Goal-Oriented	\$290,068	\$0	\$290,068	0.0%
Grand Total	\$362,918,037	\$174,137,613	\$537,055,651	32.4%

FY2025 MWSBE Awards by Vendor Type

	A	B	C=A/Grand Total
Vendor Type	Non MWSBE	MWSBE	Total Award
Prime	\$311,412,156	\$73,182,728	\$384,594,884
Prime Self Performing		\$6,146,041	\$6,146,041
SubContractor	\$0	\$75,703,517	\$75,703,517
PO/PCard	\$2,190,739	\$357,295	\$2,548,034
Total Award	\$313,602,895	\$155,389,581	\$468,992,476

* PO/PCards do not require the vendor type designated.

Awards by Certification Type



* PO/PCards do not require that certification type be designated at the time of purchase

FY2025 MWSBE Awards by Ethnicity

* The count in each chart represents the number of awards. The percentage represents the portion of dollars awarded to certified firms compared to the total dollar amount awarded to all certified firms.

Solid Waste Management Department

Details by Department

FY2025 YTD: 7/1/2024 - 12/31/2024

The Solid Waste Management Department (SWMD) provides solid waste services to Houstonians through the collection, disposal, and recycling of discarded material in an efficient and environmentally cost effective manner. The department is responsible for solid waste services to over 423,000 households (of which 376,820 homes are directly serviced by the department).

As of Dec 31, 2024 YTD, SWD awarded \$121,015,220, of which \$16,439,445 was awarded to certified firms, accounting for 13.6% utilization over all awards. However, from this amount, \$2,913,337 was either exempt from MWBE goals, granted a waiver, or non goal-oriented. From the remaining \$118,101,884, the department registered 13.9% utilization by awarding a total of \$16,439,445 to certified firms.

FY2025 Dollars Awarded

	A	B	C=A+B	D=B/C
Contract Type1	Non MWSBE Amount	MWSBE Amount	Total Amount Awarded	MWSBE %
Construction	\$0	\$0	\$0	0.0%
Professional Services	\$0	\$0	\$0	0.0%
Goods & Services	\$101,662,438	\$16,439,445	\$118,101,884	13.9%
Total	\$101,662,438	\$16,439,445	\$118,101,884	13.9%
Exempt Contracts	\$0	\$0	\$0	0.0%
Waiver Contracts	\$2,913,337	\$0	\$2,913,337	0.0%
Non-Goal-Oriented	\$0	\$0	\$0	0.0%
Grand Total	\$104,575,775	\$16,439,445	\$121,015,220	13.6%

FY2025 MWSBE Awards by Vendor Type

	A	B	C=A/Grand Total	
Vendor Type	Non MWSBE	MWSBE	Total Award	Percent (%)
Prime	\$101,526,611		\$101,526,611	0.0%
SubContractor		\$16,433,685	\$16,433,685	13.9%
PO/PCard	\$135,828	\$5,760	\$141,588	0.0%
Total Award	\$101,662,438	\$16,439,445	\$118,101,884	13.9%

* PO/Pcards do not require the vendor type designated.

Awards by Certification Type



* PO/Pcards do not require that certification type be designated at the time of purchase

FY2025 MWSBE Awards by Ethnicity

	Asian	Black	Hispanic	Other	Total
Count of Amount	1	2	3	4	10
Sum of Amount	\$2,132,800	\$2,453,646	\$1,852,999	\$10,000,000	\$16,439,445
Percentage	13.0%	14.9%	11.3%	60.8%	100.0%

* The count in each chart represents the number of awards. The percentage represents the portion of dollars awarded to certified firms compared to the total dollar amount awarded to all certified firms.

Department of Neighborhoods
Details by Department
FY2025 YTD: 7/1/2024 - 12/31/2024

Established in 2011, the Department of Neighborhoods (DON) serves as a centralized source of services and resources for residents. Through its seven divisions, the department provides citizen assistance, gang prevention outreach, inspections and the reduction of blight and substandard residential property, signs code enforcement and programs focusing on education, the concerns of people with disabilities, international communities and volunteerism. The department works in collaboration with other City departments and community partners to improve neighborhoods and help make Houston a better place to live.

As of Dec 31, 2024 YTD, DON awarded \$76,736, of which \$40,000 was awarded to certified firms, accounting for 52.1% utilization over all awards. However, from this amount, \$0 was either exempt from MWBE goals, granted a waiver, or non goal-oriented. From the remaining \$76,736, the department registered 52.1% utilization by awarding a total of \$40,000 to certified firms.

FY2025 Dollars Awarded

	A	B	C=A+B	D=B/C
Contract Type ¹	Non MWSBE Amount	MWSBE Amount	Total Amount Awarded	MWSBE %
Construction	\$0	\$0	\$0	0.0%
Professional Services	\$0	\$0	\$0	0.0%
Goods & Services	\$36,736	\$40,000	\$76,736	52.1%
Total	\$36,736	\$40,000	\$76,736	52.1%
Exempt Contracts	\$0	\$0	\$0	0.0%
Waiver Contracts	\$0	\$0	\$0	0.0%
Non-Goal-Oriented	\$0	\$0	\$0	0.0%
Grand Total	\$36,736	\$40,000	\$76,736	52.1%

FY2025 MWSBE Awards by Vendor Type

	A	B	C=A/Grand Total	
Vendor Type	Non MWSBE	MWSBE	Total Award	Percent (%)
PO/PCard	\$36,736	\$40,000	\$76,736	52.1%
Total Award	\$36,736	\$40,000	\$76,736	52.1%

* PO/PCards do not require the vendor type designated.

Awards by Certification Type



* PO/PCards do not require that certification type be designated at the time of purchase

FY2025 MWSBE Awards by Ethnicity

	Black	Total
Count of Amount	1	1
Sum of Amount	\$40,000	\$40,000
Percentage	100.0%	100.0%

* The count in each chart represents the number of awards. The percentage represents the portion of dollars awarded to certified firms compared to the total dollar amount awarded to all certified firms.

Housing and Community Development Department

Details by Department

FY2025 YTD: 7/1/2024 - 12/31/2024

The City of Houston's Housing and Community Development Department (HCDD) provides the leadership and financing to make affordable housing and neighborhood revitalization happen in Houston. Currently, the Department administers over \$100 million dollars annually in various federal, state and local programs. From investing in neighborhood parks, multifamily communities and economic development, to providing first-time homebuyer assistance and funds to serve the homeless, elderly and disabled — HCDD works to improve the quality of life for Houston's neighborhoods and families.

As of Dec 31, 2024 YTD, HCD awarded \$26,579,452, of which \$3,612,777 was awarded to certified firms, accounting for 13.6% utilization over all awards. However, from this amount, \$21,528,380 was either exempt from MWBE goals, granted a waiver, or non goal-oriented. From the remaining \$5,051,071, the department registered 71.5% utilization by awarding a total of \$3,612,777 to certified firms.

FY2025 Dollars Awarded

Contract Type1	A	B	C=A+B	D=B/C
	Non MWSBE Amount	MWSBE Amount	Total Amount Awarded	MWSBE %
Construction	\$742,231	\$3,386,026	\$4,128,258	82.0%
Professional Services	\$693,064	\$226,750	\$919,814	24.7%
Goods & Services	\$3,000	\$0	\$3,000	0.0%
Total	\$1,438,295	\$3,612,777	\$5,051,071	71.5%
Exempt Contracts	\$21,528,380	\$0	\$21,528,380	0.0%
Waiver Contracts	\$0	\$0	\$0	0.0%
Non-Goal-Oriented	\$0	\$0	\$0	0.0%
Grand Total	\$22,966,675	\$3,612,777	\$26,579,452	13.6%

FY2025 MWSBE Awards by Vendor Type

Vendor Type	A	B	C=A/Grand Total	
	Non MWSBE	MWSBE	Total Award	Percent (%)
Prime	\$1,303,123	(\$15,897)	\$1,287,225	-0.3%
SubContractor	\$132,172	\$3,628,674	\$3,760,846	71.8%
PO/PCard	\$3,000	\$0	\$3,000	0.0%
Total Award	\$1,438,295	\$3,612,777	\$5,051,071	71.5%

* PO/Pcards do not require the vendor type designated.

Awards by Certification Type



* PO/Pcards do not require that certification type be designated at the time of purchase

FY2025 MWSBE Awards by Ethnicity

	Asian	Black	Caucasian Women	Hispanic	Total
Count of Amount	3	13	4	11	31
Sum of Amount	\$6,987	\$424,048	\$292,845	\$2,888,897	\$3,612,777
Percentage	0.2%	11.7%	8.1%	80.0%	100.0%

* The count in each chart represents the number of awards. The percentage represents the portion of dollars awarded to certified firms compared to the total dollar amount awarded to all certified firms.

Houston Health Department
Details by Department
FY2025 YTD: 7/1/2024 - 12/31/2024

The Houston Health Department (HHD) provides traditional public health services and seeks to use innovative methods to meet the community's present and future needs. The department conducts numerous projects, one of which is the AIM project, whereby HHD employees go door-to-door in selected neighborhoods performing assessments, linking residents to services and providing immediate follow-up. The department also partners with nonprofit health centers and hospital district primary care clinics to enhance access to services for residents and improve the City's health profile.

As of Dec 31, 2024 YTD, HHD awarded \$12,838,400, of which \$2,469,849 was awarded to certified firms, accounting for 19.2% utilization over all awards. However, from this amount, \$9,840,665 was either exempt from MWBE goals, granted a waiver, or non goal-oriented. From the remaining \$2,997,735, the department registered 15.1% utilization by awarding a total of \$451,951 to certified firms.

FY2025 Dollars Awarded

	A	B	C=A+B	D=B/C
Contract Type ¹	Non MWSBE Amount	MWSBE Amount	Total Amount Awarded	MWSBE %
Construction	\$311,782	\$69,976	\$381,758	18.3%
Professional Services	\$1,640,000	\$360,000	\$2,000,000	18.0%
Goods & Services	\$594,002	\$21,975	\$615,977	3.6%
Total	\$2,545,784	\$451,951	\$2,997,735	15.1%
Exempt Contracts	\$235,489	\$0	\$235,489	0.0%
Waiver Contracts	\$7,587,278	\$2,017,898	\$9,605,176	21.0%
Non-Goal-Oriented	\$0	\$0	\$0	0.0%
Grand Total	\$10,368,551	\$2,469,849	\$12,838,400	19.2%

FY2025 MWSBE Awards by Vendor Type

	A	B	C=A/Grand Total
Vendor Type	Non MWSBE	MWSBE	Total Award
Prime	\$1,951,782		\$1,951,782
SubContractor		\$429,976	\$429,976
PO/PCard	\$594,002	\$21,975	\$615,977
Total Award	\$2,545,784	\$451,951	\$2,997,735
			15.1%

* PO/PCards do not require the vendor type designated.

Awards by Certification Type



* PO/PCards do not require that certification type be designated at the time of purchase

FY2025 MWSBE Awards by Ethnicity

	Asian	Black	Caucasian Women	Hispanic	Other	Total
Count of Amount	2	1	1	3	1	8
Sum of Amount	\$1,975	\$20,000	\$49,972	\$260,004	\$120,000	\$451,951
Percentage	0.4%	4.4%	11.1%	57.5%	26.6%	100.0%

* The count in each chart represents the number of awards. The percentage represents the portion of dollars awarded to certified firms compared to the total dollar amount awarded to all certified firms.

Houston Parks and Recreation Department

Details by Department

FY2025 YTD: 7/1/2024 - 12/31/2024

The Houston Parks and Recreation Department (HPARD) stewards & manages over 37,832 acres of parkland & greenspace for the City of Houston; develops & implements recreational programming for citizens of all abilities; maintains greenspace for the Houston Public Library and the Houston Health Department and manages all PRD facilities.

As of Dec 31, 2024 YTD, PRD awarded \$2,912,890, of which \$131,400 was awarded to certified firms, accounting for 4.5% utilization over all awards. However, from this amount, \$1,377,039 was either exempt from MWBE goals, granted a waiver, or non goal-oriented. From the remaining \$1,535,851, the department registered 8.6% utilization by awarding a total of \$131,400 to certified firms.

FY2025 Dollars Awarded

	A	B	C=A+B	D=B/C
Contract Type1	Non MWSBE Amount	MWSBE Amount	Total Amount Awarded	MWSBE %
Construction	\$0	\$0	\$0	0.0%
Professional Services	\$0	\$0	\$0	0.0%
Goods & Services	\$1,404,451	\$131,400	\$1,535,851	8.6%
Total	\$1,404,451	\$131,400	\$1,535,851	8.6%
Exempt Contracts	\$56,000	\$0	\$56,000	0.0%
Waiver Contracts	\$1,066,396	\$0	\$1,066,396	0.0%
Non-Goal-Oriented	\$254,643	\$0	\$254,643	0.0%
Grand Total	\$2,781,489	\$131,400	\$2,912,890	4.5%

FY2025 MWSBE Awards by Vendor Type

	A	B	C=A/Grand Total	
Vendor Type	Non MWSBE	MWSBE	Total Award	Percent (%)
Prime	\$963,600		\$963,600	0.0%
SubContractor		\$131,400	\$131,400	8.6%
PO/PCard	\$440,851		\$440,851	0.0%
Total Award	\$1,404,451	\$131,400	\$1,535,851	8.6%

* PO/PCards do not require the vendor type designated.

Awards by Certification Type



* PO/PCards do not require that certification type be designated at the time of purchase

FY2025 MWSBE Awards by Ethnicity

	Hispanic	Total
Count of Amount	1	1
Sum of Amount	\$131,400	\$131,400
Percentage	100.0%	100.0%

* The count in each chart represents the number of awards. The percentage represents the portion of dollars awarded to certified firms compared to the total dollar amount awarded to all certified firms.

Houston Public Library

Details by Department

FY2025 YTD: 7/1/2024 - 12/31/2024

The Houston Public Library (HPL) serves a population of 2.1 million over 634 square miles. HPL includes the Central Library, 3 Special Collection Libraries including the Houston Metropolitan Research Center, the Clayton Center for Genealogical Research, and the African-American Library at the Gregory School, 4 Regional Libraries, 31 Neighborhood Libraries, 4 Express Libraries, 1 Mobile express Library, and 1 Satellite Library.

As of Dec 31, 2024 YTD, HPL awarded \$2,724,400, of which \$20,414 was awarded to certified firms, accounting for 0.7% utilization over all awards. However, from this amount, \$1,885,190 was either exempt from MWBE goals, granted a waiver, or non goal-oriented. From the remaining \$839,210, the department registered 2.4% utilization by awarding a total of \$20,414 to certified firms.

FY2025 Dollars Awarded

	A	B	C=A+B	D=B/C
Contract Type1	Non MWSBE Amount	MWSBE Amount	Total Amount Awarded	MWSBE %
Construction	\$0	\$0	\$0	0.0%
Professional Services	\$0	\$0	\$0	0.0%
Goods & Services	\$818,796	\$20,414	\$839,210	2.4%
Total	\$818,796	\$20,414	\$839,210	2.4%
Exempt Contracts	\$0	\$0	\$0	0.0%
Waiver Contracts	\$1,885,190	\$0	\$1,885,190	0.0%
Non-Goal-Oriented	\$0	\$0	\$0	0.0%
Grand Total	\$2,703,986	\$20,414	\$2,724,400	0.7%

FY2025 MWSBE Awards by Vendor Type

	A	B	C=A/Grand Total	
Vendor Type	Non MWSBE	MWSBE	Total Award	Percent (%)
PO/PCard	\$818,796	\$20,414	\$839,210	2.4%
Total Award	\$818,796	\$20,414	\$839,210	2.4%

* PO/PCards do not require the vendor type designated.

Awards by Certification Type



* PO/PCards do not require that certification type be designated at the time of purchase

FY2025 MWSBE Awards by Ethnicity

	Black	Caucasian Women	Hispanic	Total
Count of Amount	3	2	3	8
Sum of Amount	\$6,339	\$2,199	\$11,876	\$20,414
Percentage	31.1%	10.8%	58.2%	100.0%

* The count in each chart represents the number of awards. The percentage represents the portion of dollars awarded to certified firms compared to the total dollar amount awarded to all certified firms.

Houston Fire Department
Details by Department
FY2025 YTD: 7/1/2024 - 12/31/2024

The Houston Fire Department (HFD) is the third largest fire department in the United States and is responsible for preserving life and property to a population of more than 2 million in an area totaling 654 square miles. While the department provides crucial services such as prevention and enforcement, public education, pre-hospital emergency care and transportation, and fire control, their responsibilities are constantly evolving; hazardous materials removal, technical rescue, tactical medicine, swift water rescue, and social service calls are also services the department undertakes.

As of Dec 31, 2024 YTD, HFD awarded \$15,513,872, of which \$48,958 was awarded to certified firms, accounting for 0.3% utilization over all awards. However, from this amount, \$15,287,154 was either exempt from MWBE goals, granted a waiver, or non goal-oriented. From the remaining \$226,718, the department registered 21.6% utilization by awarding a total of \$48,958 to certified firms.

FY2025 Dollars Awarded

Contract Type ¹	A	B	C=A+B	D=B/C
	Non MWSBE Amount	MWSBE Amount	Total Amount Awarded	MWSBE %
Construction	\$0	\$0	\$0	0.0%
Professional Services	\$0	\$0	\$0	0.0%
Goods & Services	\$177,760	\$48,958	\$226,718	21.6%
Total	\$177,760	\$48,958	\$226,718	21.6%
Exempt Contracts	\$253,100	\$0	\$253,100	0.0%
Waiver Contracts	\$15,034,054	\$0	\$15,034,054	0.0%
Non-Goal-Oriented	\$0	\$0	\$0	0.0%
Grand Total	\$15,464,914	\$48,958	\$15,513,872	0.3%

FY2025 MWSBE Awards by Vendor Type

Vendor Type	A	B	C=A/Grand Total	
	Non MWSBE	MWSBE	Total Award	Percent (%)
PO/PCard	\$177,760	\$48,958	\$226,718	21.6%
Total Award	\$177,760	\$48,958	\$226,718	21.6%

* PO/PCards do not require the vendor type designated.

Awards by Certification Type



* PO/PCards do not require that certification type be designated at the time of purchase

FY2025 MWSBE Awards by Ethnicity

	Asian	Caucasian Women	Hispanic	Total
Count of Amount	1	1	1	3
Sum of Amount	\$43,960	\$2,288	\$2,711	\$48,958
Percentage	89.8%	4.7%	5.5%	100.0%

* The count in each chart represents the number of awards. The percentage represents the portion of dollars awarded to certified firms compared to the total dollar amount awarded to all certified firms.

Houston Police Department
Details by Department
FY2025 YTD: 7/1/2024 - 12/31/2024

Staffed with 5,248 sworn police officers and more than 1,287 civilian employees, the Houston Police Department (HPD) is the fifth largest police agency in the United States. The department's divisions include: Auto Theft, Robbery, Special Operations, and Vice.

As of Dec 31, 2024 YTD, HPD awarded \$16,651,184, of which \$272,893 was awarded to certified firms, accounting for 1.6% utilization over all awards. However, from this amount, \$15,410,829 was either exempt from MWBE goals, granted a waiver, or non goal-oriented. From the remaining \$1,240,355, the department registered 15.9% utilization by awarding a total of \$197,293 to certified firms.

FY2025 Dollars Awarded

Contract Type1	A	B	C=A+B	D=B/C
	Non MWSBE Amount	MWSBE Amount	Total Amount Awarded	MWSBE %
Construction	\$0	\$0	\$0	0.0%
Professional Services	\$0	\$0	\$0	0.0%
Goods & Services	\$1,043,062	\$197,293	\$1,240,355	15.9%
Total	\$1,043,062	\$197,293	\$1,240,355	15.9%
Exempt Contracts	\$2,498,848	\$75,600	\$2,574,448	2.9%
Waiver Contracts	\$12,836,381	\$0	\$12,836,381	0.0%
Non-Goal-Oriented	\$0	\$0	\$0	0.0%
Grand Total	\$16,378,292	\$272,893	\$16,651,184	1.6%

FY2025 MWSBE Awards by Vendor Type

Vendor Type	A		B	C=A/Grand Total
	Non MWSBE	MWSBE	Total Award	Percent (%)
PO/Pcard	\$1,043,062	\$197,293	\$1,240,355	15.9%
Total Award	\$1,043,062	\$197,293	\$1,240,355	15.9%

* PO/Pcards do not require the vendor type designated.

Awards by Certification Type



* PO/Pcards do not require that certification type be designated at the time of purchase

FY2025 MWSBE Awards by Ethnicity

	Asian	Caucasian Women	Total
Count of Amount	8	2	10
Sum of Amount	\$115,893	\$81,400	\$197,293
Percentage	58.7%	41.3%	100.0%

* The count in each chart represents the number of awards. The percentage represents the portion of dollars awarded to certified firms compared to the total dollar amount awarded to all certified firms.

Municipal Courts Department
Details by Department
FY2025 YTD: 7/1/2024 - 12/31/2024

The mission of the Municipal Courts Department (MCD) is to provide an accessible legal forum for individuals to have their court matters heard in a fair and efficient manner, while providing a high level of integrity, professionalism and customer service.

As of Dec 31, 2024 YTD, MCD awarded \$637,586, of which \$67,100 was awarded to certified firms, accounting for 10.5% utilization over all awards. However, from this amount, \$400,000 was either exempt from MWBE goals, granted a waiver, or non goal-oriented. From the remaining \$237,586, the department registered 28.2% utilization by awarding a total of \$67,100 to certified firms.

FY2025 Dollars Awarded

Contract Type1	A	B	C=A+B	D=B/C
	Non MWSBE Amount	MWSBE Amount	Total Amount Awarded	MWSBE %
Construction	\$0	\$0	\$0	0.0%
Professional Services	\$0	\$0	\$0	0.0%
Goods & Services	\$170,486	\$67,100	\$237,586	28.2%
Total	\$170,486	\$67,100	\$237,586	28.2%
Exempt Contracts	\$0	\$0	\$0	0.0%
Waiver Contracts	\$400,000	\$0	\$400,000	0.0%
Non-Goal-Oriented	\$0	\$0	\$0	0.0%
Grand Total	\$570,486	\$67,100	\$637,586	10.5%

FY2025 MWSBE Awards by Vendor Type

Vendor Type	A	B	C=A/Grand Total	
	Non MWSBE	MWSBE	Total Award	Percent (%)
Prime		\$59,719	\$59,719	25.1%
SubContractor		\$7,381	\$7,381	3.1%
PO/PCard	\$170,486		\$170,486	0.0%
Total Award	\$170,486	\$67,100	\$237,586	28.2%

* PO/PCards do not require the vendor type designated.

Awards by Certification Type



* PO/PCards do not require that certification type be designated at the time of purchase

FY2025 MWSBE Awards by Ethnicity

	Caucasian Women	Total
Count of Amount	2	2
Sum of Amount	\$67,100	\$67,100
Percentage	100.0%	100.0%

* The count in each chart represents the number of awards. The percentage represents the portion of dollars awarded to certified firms compared to the total dollar amount awarded to all certified firms.

FY2025 YTD Contracts Determined Exempt by Departments with Council Approval*

Dept	Justification	Contract Title	Amount
FIN	Emergency	Final payment for Emergency Catering Services - WS1185431942	\$65,952
FMD		Polaris All-Terrain Vehicles - WS1326216660	\$90,315
FMD	Emergency	Fuel - P40-WS1198146873	\$100,000
FMD	Emergency	Fuel Delivery Services - P33-WS1225288472	\$100,000
GSD		City Hall Annex Garage Waterproofing Project- WBS No: D-000166-0005	\$99,000
GSD	Emergency	Emergency repair and Construction Services at the Houston Fire Department Val Jahnke Training Facility- 25CONS553-WBS No: C-000236	\$677,000
HAS	Emergency	Rubber Removal Services - P33- WS1228927598	\$426,260
HCD	Emergency	Property Security Measures - P33-WS1207998465	\$113,325
HCD	Federal / State Funds	Administration and operation of Childcare Services Program for Early Childhood Development Program with Supportive Services for low-to moderate income families SEARCH's Foshee Family House of Tiny Treasures	\$100,000
HCD	Federal / State Funds	Early Childhood Education and Out of School Time Program for low-to-moderate income families through Wesley Day School and Kurtz Education/Recreation Center	\$125,000
HCD	Federal / State Funds	Housing Navigation Center Operations	\$580,791
HCD	Federal / State Funds	Subrecipient Agreement for the administration and operation of Project Access, a Homeless Transportation Program to provide homeless persons with access to essential health and social resources	\$250,000
HCD	Federal / State Funds	Subrecipient Agreement for the Early Childhood Development and Out-of-School Time youth enrichment programs for low-to moderate-income families.	\$140,000
HCD	Federal / State Funds	Subrecipient Agreement providing up to \$200,000.00 in HOPWA funds to support the continued operation of a job services program with supportive services for a minimum of 150 low-to-moderate households affected by HIV/AIDS.	\$175,000
HCD	Federal / State Funds	Subrecipient Agreement providing up to \$250,000.00 in CDBG funds to provide case management and employment services to approximately 250 unduplicated low-to-moderate income individuals living in Houston.	\$250,000
HCD	Federal / State Funds	Subrecipient Agreement to administer a program that will serve a total of 140 eligible households affected with HIV/AIDS consisting of 28 households receiving tenant based rental assistance and 140 households provided with supportive services	\$750,000
HCD	Federal / State Funds	Subrecipient Agreement to provide City of Houston General Funding for continued administration and operation of Housing Navigation Center.	\$3,500,000
HCD	Federal / State Funds	Subrecipient Agreement to provide Department of Labor – Community Project Funding Funds for Home Recovery and Construction Industry Job Training Program	\$4,675,000

HCD	Federal / State Funds	Subrecipient Agreement to provide HOPWA Funds for administration and operation of a permanent Supportive Housing Community Residence and a Transitional Housing Community Residence along with Supportive Services - \$1,049,048.20	\$941,052
HCD	Federal / State Funds	Subrecipient Agreement to provide HOPWA Funds to provide Housing and Supportive Services for 265 HOPWA eligible households affected by HIV/AIDS	\$2,153,928
HCD	Federal / State Funds	Subrecipient Agreement to provide HOPWA Funds to provide Short-Term Rent, Mortgage, and Utility Assistance, Supportive Services, and Transitional Housing to low-income households living with HIV/AIDS - \$886,636.00	\$892,000
HCD	Federal / State Funds	Subrecipient Agreement to provide HOPWA Funds to provide Tenant-Based Rental Assistance, Short-Term Rent, Mortgage, and Utility Assistance, Permanent Housing Placement Services, and Supportive Services to low-income households living with HIV/AIDS	\$1,754,024
HCD	Federal / State Funds	Subrecipient Agreement to provide Infant and Early Childhood Development Enrichment Program Services to low- to moderate-income families \$100,000.00	\$100,000
HCD	Federal / State Funds	Subrecipient Agreement to provide short-term rent, mortgage, and utility assistance and tenant-based rental assistance to low-income persons and families affected by or living with HIV/AIDS	\$2,385,900
HCD	Federal / State Funds	Subrecipient Agreement to provide Tenant-Based Rental Assistance, Short-Term Rent, Mortgage, and Utility Assistance, Permanent Housing Placement Services; and Supportive Services to low-income households living with HIV/AIDS	\$1,989,343
HCD	Federal / State Funds	Subrecipient Agreement to provide the administration and operation of the Housing Entrepreneurial and Readiness Training (H.E.A.R.T.) Program, a Job Training Program for developmentally disabled low- and moderate-income adults	\$250,000
HCD	Federal / State Funds	Subrecipient Agreement with Child Care Council of Greater Houston Child Care Program	\$82,000
HCD	Federal / State Funds	Subrecipient Agreement with Child Care Council of Greater Houston Juvenile Delinquency Prevention	\$82,000
HCD	Federal / State Funds	Subrecipient Agreement with SEARCH HOMELESS SERVICES to provide HOPWA Funds for the administration and operation of a Childcare Services Program with Supportive Services for families living with AIDS/HIV	\$140,273
HCD	Federal / State Funds	Zuri Gardens	\$98,744
HFD		Breathing Air Compressor - S87-Doc1148564528	\$58,032
HFD		Online Continuing EMT/Paramedic Education - WS1273310369	\$61,218
HFD		Purchase of a Rescue Boat - P40-WS1312754508	\$88,850
HFD	Pre-Award GFE	Emergency Medical Tracking System for the Houston Fire Department.	\$45,000
HHD		Postage and Meter Mail Machine - WS1273640463	\$73,463
HHD	Emergency	Bio-Rad Wastewater Surveillance System and Various Components, Assays, and Services - P33-WS1242864019	\$162,026
HITS	Federal / State Funds	Wireless Telecommunications Devices and Service - Doc985031860	\$61,100,115
HPD		Pen-Link Software License Renewal - WS1311106265	\$62,810
HPD		Towed Vehicle Reporting Management System - WS1242322913	\$75,600

HPD	Drop Shipment	Rolls-Royce Turbine Engine Replacement Parts, Overhaul or Exchange and Repair Services for the Houston Police Department	\$467,568
HPD	Emergency	Emergency Repairs of the Underground Plumbing Systems at Val Jahnke Training Facility - WS1272407214	\$148,471
HPD	Federal / State Funds	Intergovernmental Agreement between HOUSTON-GALVESTON AREA COUNCIL and City of Houston to fund the Tow and Go Program	\$1,820,000
HPW		Electric Utility Carts - P23-WS1255022330	\$78,535
HPW		Mobile Generator - P23-WS1342837446	\$92,000
HPW		Purchase of Various Trailers - P23-WS1377064453	\$94,100
HPW		Relocation and Adjustment of existing Sanitary Sewer Lines along Campbell Road at Harris County Flood Control District Ditch - WBS No(s): N-TX0290-0007-7; R- 000521-0231-7	\$68,101
HPW		Relocation and Adjustment of existing Water Line along South Braeswood Boulevard at Harris County Flood Control District Ditch - WBS: N-140011-0001-7 S-000521-0232-7	\$246,304
HPW		RotoShear Rotating Drum Screen - B23 - Doc1198808134	\$96,454
HPW		Solar Batteries - 1302524953	\$17,160
HPW		Water Meter Vaults - P23-WS1302652278	\$99,750
HPW	Emergency	Emergency Purchase of Traffic Signal Equipment - P23-WS1138755483	\$279,800
HPW	Emergency	Emergency Repair of a Collapsed Pipe - P23-WS1149528779	\$1,600,000
HPW	Emergency	Emergency Repairs to a Sanitary Sewer Line - WBS No. R-000019-0101-4	\$2,900,000
HPW	Emergency	Emergency Repairs to Stormwater Outfall - P23-WS1198614564	\$86,257
HPW	Emergency	Emergency Traffic Signal Repairs - P23-WS1185300370	\$1,500,000
HPW	Emergency	Groundwater Well Motor Repair Services - P23-WS1149528715	\$750,000
HPW	Emergency	Inorganic Metal Salt Coagulants (Aluminum Chlorohydrate (ACH) - P23-WS1198154231	\$2,594,635
HPW	Emergency	Repair and Replace Traffic Signal Equipment - P23-WS1311548374	\$191,944
HPW	Emergency	Traffic Signal Equipment and Repairs - P23-WS1283422286	\$500,000
HPW	Emergency	Traffic Signal Equipment Repairs - P23-WS1311540838	\$500,000
HPW	Emergency	Trailer Mounted Generators - P23-WS1269519173	\$407,000
HPW	Interlocal Agreement	Interlocal Agreement for the design and permitting of the Phase 1 Lake Houston Dam Spillway Improvement Project. S-000890-0003-3, M-450500-0300-7	\$11,560,591
HR		Executive Search Firm Services - S49-WS1326462542	\$60,000
MYR		Binocular Night Vision Device-Fused Kits - P42-DOC1153163370	\$84,751
MYR		Construction Site Work at the Val Jahnke Training Facility - WS1269391148	\$698,776
MYR		Indoor Capable Drone Bundles - P33-WS1288026723	\$60,000
MYR		Night Vision Devices and MAX Mount Vampire Lights - WS1337203410	\$45,505
MYR		Personal Protective Equipment - WS1328877615	\$83,422
MYR		R.E.E.L Rescue Equipment - WS1315694863	\$11,623

MYR		Remote Methane Leak Detectors - S80-Doc1218413662	\$75,000
MYR		THIRA Consulting and Assessment Services - WS1287531551	\$84,954
MYR		Underwater Remotely Operated Vehicle - DOC1145881334-P38	\$73,349
PRD	Emergency	Golf Course Netting - P33-WS1208406947	\$56,000
Total			\$112,246,069

*These contracts were not reviewed or approved by OBO

FY2025 Citywide Contracts with Waivers

Dept	Justification	Contract Title	Amount
ARA	Drop Shipment	BARC Animal Enforcement Officer Trucks - P46-WS1278414587	\$297,013
ARA	Interlocal Agreement	Adoption trailer for BARC - P46-WS1198448715	\$106,905
ARA	Other	Spay and Neuter Services - WS1047921019	\$1,746,000
ARA	Sole Source	Purchase Order Addendum for Electric, Eco-Friendly and On-Demand Shared Ride Services within multiple Houston Complete Communities	\$1,050,000
FIN	Drop Shipment	Chrysler/Dodge OEM Replacement Parts and Repair Services for Fleet Management Department	\$448,412
FIN	Non-Divisible	Purchase of a Software Subscription, Customization, and Maintenance - WS1382101320	\$361,410
FMD	Drop Shipment	Chrysler/Dodge OEM Replacement Parts and Repair Services - S35-DOC1198608785	\$2,338,234
FMD	Drop Shipment	Electric and Hybrid Vehicles - WS1326274208	\$355,263
FMD	Drop Shipment	Electric and Hybrid Vehicles - WS1326274208 /1	\$525,606
FMD	Drop Shipment	Electric and Hybrid Vehicles - WS1326274208 /2	\$1,455,608
FMD	Drop Shipment	Ford F-250 and Ford F-350 Trucks - WS1264775005	\$1,638,985
FMD	Drop Shipment	Front and Rear End Medium and Heavy-Duty Vehicle Repair Services	\$236,327
FMD	Drop Shipment	GPS Devices and Monitoring and Tracking Services - S05 – WS1152732793	\$5,799,291
FMD	Drop Shipment	John Deere Agricultural Mowers and Agricultural Equipment, OEM Replacement Parts and Repair Services - S91-S32614	\$1,966,837
FMD	Drop Shipment	John Deere Mowers and Ground Maintenance Equipment - WS1328825300	\$1,662,217
FMD	Drop Shipment	Machinery Replacement Parts and Repair Services - P26-Doc1065912351	\$1,716,210
FMD	Drop Shipment	OEM Automotive Parts, Supplies, and Repair Services - WS1264775068	\$8,216,000
FMD	Drop Shipment	Purchase of a Closed-Circuit Television Van -	\$337,747
FMD	Drop Shipment	Purchase of Aftermarket Vehicle Parts and Supplies	\$439,985
FMD	Drop Shipment	Purchase of Ford Explorer Police Pursuit Vehicles - WS1281711743	\$1,580,240
FMD	Drop Shipment	Purchase of General Hardware Tools - WS1309670765	\$410,820
FMD	Drop Shipment	ShopKey Software License Renewal - WS1180997929	\$692,094
FMD	Non-Divisible	Ambulance Module Refurbishing and Remounting Services - P26-L33090	\$4,629,139
FMD	Non-Divisible	Fuel cards and related services through Texas State Council on Competitive Government contract through the State of Texas Cooperative Purchasing Program S-17-E32782	\$4,886,878
FMD	Pre-Award GFE	McNeilus Refuse Body Replacement Parts and Repair Services - P26-Doc1144344098	\$8,332,633
FMD	Pre-Award GFE	Toyota OEM Replacement Parts and Repair Services - P26-Doc1165000479	\$1,697,968
FMD	Sole Source	Boat Maintenance and Repair Services - S87-WS1189650861	\$1,340,323
FMD	Sole Source	Petersen and New Way Replacement Parts and Repair Services - S91-WS1098160340	\$6,089,839
GSD	Drop Shipment	Ford F-150 Hybrid and Ford Maverick Hybrid Trucks - S80-WS1163775889	\$943,988

GSD	Non-Divisible	HVAC Equipment Maintenance - WS1351172309	\$350,000
HAS	Drop Shipment	ARFF Emergency Response Vehicles - WS1343800255	\$2,871,469
HAS	Drop Shipment	Stripe Hog Parts and Repair Services - WS1262242357	\$5,044,878
HAS	Interlocal Agreement	Lease of a Modular Building through The Interlocal Purchasing System (TIPS) - S97-WS1138412939	\$92,589
HAS	Sole Source Federal / State Funds	WS1155561008 - ACI Training and Workforce Capabilities Management Tool (Ceventas Pty, Ltd.) - ORDINANCE	\$433,099
HFD	Drop Shipment	Fire Apparatus Equipment, Parts, and Supplies - WS1264832443	\$6,478,280
HFD	Drop Shipment	Purchase of Haix Fire Eagle Air Boots - WS1138732303	\$111,360
HFD	Drop Shipment	Purchase of various Rescue and Extrication Tools - WS1376778323	\$353,350
HFD	Interlocal Agreement	Emergency Medical Services Educational Training - S38-WS1216866794	\$4,855,500
HFD	Non-Divisible	Stretcher Maintenance and Repairs - S17-WS1033734567	\$2,346,327
HFD	Sole Source	E-fibrillator Maintenance Services	\$889,237
HHD	Drop Shipment	Dental Supplies and Equipment - P43-WS1084336346/1	\$500,000
HHD	Drop Shipment	Dental Supplies and Equipment -P43-WS1084336346	\$1,595,000
HHD	Drop Shipment	T700U Dynamic Dilutions Calibrators - P19-WS1084336346	\$100,944
HHD	Interlocal Agreement	Optometry and Vision Services - P33-WS1285008716	\$525,000
HHD	Non Available SMWDBEs	Maintenance and Technical Support of the Clinical Management Information System for the Houston Health Department. S69-E28920	\$400,000
HHD	Sole Source	Cyberlab Laboratory Information System Service - P35-WS983346726	\$504,469
HHD	Sole Source	Emergency Purchase of E-Plex 6-Bay Tower Kits, Maintenance, Repair, Equipment, and other related services - P20-WS1059656257	\$191,600
HHD	Specialized / Technical	Administration and Management of the Nurse-Family Partnership Program - P43 - WS1236492287	\$425,000
HHD	Specialized / Technical	Lead Hazard Management - WS1187485461	\$3,363,163
HHD	Specialized / Technical	Provide Credible Messenger Services - P22-T32754	\$2,000,000
HITS	Non-Divisible	GovQA Software Renewal and Maintenance - WS1194859967	\$381,789
HITS	Non-Divisible	Virtualization Product Licenses and Support - WS1297275484	\$1,299,659
HITS	Non-Divisible	ZClient Software Maintenance - WS1332846772	\$185,780
HITS	Sole Source	Replacement of Mobile (In-Car) Radios and Antennas - WS1185213035	\$496,514
HPD	Drop Shipment	Ford Explorer SUV's - P21-WS1196597295	\$842,310
HPD	Drop Shipment	Ford Maverick Hybrid Trucks - S80-WS1186331660	\$90,857
HPD	Drop Shipment	HPD Interceptor and Investigative Vehicles - WS1326737094	\$5,409,100
HPD	Drop Shipment	HPD Interceptor and Investigative Vehicles - WS1326737094 /1	\$519,578
HPD	Drop Shipment	HPD Interceptor and Investigative Vehicles - WS1326737094 /2	\$1,217,147
HPD	Drop Shipment	Mobile Storefront RV Unit - WS1376797852	\$891,526
HPD	Non Available SMWDBEs	Helicopter Replacement Parts, Overhauls/Exchanges, and Repair Services - P12-L33016	\$1,427,724
HPD	Non-Divisible	Microsoft Unified Support Services - WS1340977626	\$501,393
HPD	Non-Divisible	Subscription Renewal of Video Manager EL Cloud Storage Solution - WS1220464627	\$1,716,000

HPD	Sole Source	Professional Helicopter Pilot and Maintenance Training Services - P33-WS1240118585	\$132,336
HPD	Sole Source	Repair Services for a FLIR Dual Sensor Thermal Imaging System - P46-WS1155810215	\$88,410
HPL	Drop Shipment	Mobile Classroom Units - WS1344004748	\$500,670
HPL	Non-Divisible	Video Streaming Services - P12-WS1090381339	\$1,384,520
HPW	Drop Shipment	Aluminum Traffic Sign Blanks for Various Departments	\$300,000
HPW	Drop Shipment	Autonomous Pipe Inspection Units - B23-Doc11595533298	\$174,925
HPW	Drop Shipment	Bucket Trucks - P23-WS1185269674	\$3,189,000
HPW	Drop Shipment	Chevy Tahoes - P05-DOC1324708391	\$177,000
HPW	Drop Shipment	Earthmoving Equipment - P23-WS1280088084	\$141,500
HPW	Drop Shipment	Earthmoving Equipment - P23-WS1280088084/1	\$1,014,343
HPW	Drop Shipment	Earthmoving Equipment - P23-WS1280088084/2	\$50,154
HPW	Drop Shipment	Groundskeeping and Restoration Equipment - P23-WS1342936426	\$716,816
HPW	Drop Shipment	Groundskeeping and Restoration Equipment - P23-WS1342936426 /1	\$209,780
HPW	Drop Shipment	Groundskeeping and Restoration Equipment - P23-WS1342936426/2	\$65,448
HPW	Drop Shipment	Hand Tools and Small Repair Equipment for Houston Public Works	\$175,125
HPW	Drop Shipment	Heavy-Duty Trucks - P23-WS1287886941	\$1,809,418
HPW	Drop Shipment	Heavy-Duty Trucks - P23-WS1287886941/1	\$559,210
HPW	Drop Shipment	Light-Duty Vehicles - P23-WS1370738033	\$1,071,677
HPW	Drop Shipment	Light-Duty Vehicles - P23-WS1370738033/1	\$184,084
HPW	Drop Shipment	Light-Duty Vehicles - P23-WS1370738033/2	\$57,370
HPW	Drop Shipment	Low Voltage Variable Frequency Drives- P34-Doc1076728124	\$80,000
HPW	Drop Shipment	Material Handling Equipment - P23-WS1346861928	\$155,900
HPW	Drop Shipment	Material Handling Equipment - P23-WS1346861928/1	\$88,150
HPW	Drop Shipment	Medium-Duty Vehicles - P23-WS1308814417	\$3,715,518
HPW	Drop Shipment	Medium-Duty Vehicles - P23-WS1308814417/1	\$244,799
HPW	Drop Shipment	Mobile Generators - P23-WS1290428288	\$272,940
HPW	Drop Shipment	Mobile Generators - P23-WS1290428288/1	\$1,128,640
HPW	Drop Shipment	Mobile Generators - P23-WS1290428288/2	\$556,916
HPW	Drop Shipment	Purchase of Miscellaneous Equipment - P23-WS1313000031	\$156,529
HPW	Drop Shipment	Signposts and Associated Hardware - P04-D0C1064421390	\$3,003,400
HPW	Drop Shipment	Traffic Control Cabinets - P23-WS1265787054	\$187,708
HPW	Drop Shipment	Traffic Equipment - P23-WS1245244821	\$306,578
HPW	Drop Shipment	Trailer - Technical Laboratory Systems, Inc. - P23-WS1149946611	\$122,210
HPW	Drop Shipment	Trailer-Mounted Sewer Jet Cleaners - P23-WS1324519700	\$209,110
HPW	Drop Shipment	Walco Industrial Laminator and Roller Table - P34-Doc1026095862/1	\$106,188
HPW	Drop Shipment	Water Meters and Repair Parts - P23-WS1287728435	\$15,198,145
HPW	Drop Shipment	Well Motors and Back Drive Motors - P23-WS1275312116	\$500,187
HPW	Drop Shipment	Zetasizer Advanced Configured Systems - B23-WS1023438593	\$94,312
HPW	Emergency	Emergency Bridge Repair Services -P23-E32848	\$1,000,000

HPW	Emergency	Emergency Electrical Service and Repairs - P23-WS1311565595	\$176,206
HPW	Emergency	Emergency Purchase for a Blower Rental for the Greater Northeast Houston Service Area	\$225,000
HPW	Emergency	Traffic Signal Equipment - P23-WS1269448763	\$299,815
HPW	Interlocal Agreement	Fire Hydrants - P23-WS1227756528	\$379,676
HPW	Interlocal Agreement	Lake Houston Dam Spillway Improvements - WBS No. S-000890-0004-7	\$2,500,000
HPW	Interlocal Agreement	Light-duty Toyota Vehicles - WS1316980145	\$1,547,200
HPW	Non-Divisible	Consulting Services for the Brownfields Redevelopment Program - P23-WS1298734890	\$100,000
HPW	Non-Divisible	Process Improvement Consulting Services - P23-WS1344094506	\$884,500
HPW	Non-Divisible	Purchase of Household Hazardous Waste Collection - P07-WS930002850	\$750,000
HPW	Sole Source	Legal Notice Publications - WS1181259649	\$225,000
LGL	Non-Divisible	Legal Services	\$172,000
MCD	Specialized / Technical	Language Services - WS1333373209	\$400,000
MYR	Drop Shipment	Fire Rescue Truck - S80-Doc1208114782	\$1,446,998
MYR	Drop Shipment	Ford F350 Rapid Response Truck - WS1343852183	\$110,878
MYR	Drop Shipment	Paratech Air Bag and various accompanying accessories - P33-WS1253302376	\$128,712
MYR	Drop Shipment	Personal Radiation Detectors - DOC1054764961-P27	\$5,725,000
MYR	Drop Shipment	Radio Isotope Identification Detectors - DOC1171563273-P38	\$1,620,000
MYR	Drop Shipment	Rescue Tower Training Structure - P21-Doc1275411407	\$347,000
MYR	Drop Shipment	Survey Meter Kits - P29-DOC1145499662	\$129,570
MYR	Non-Divisible	Constellation for Safety and Security License - WS1307939930	\$276,012
MYR	Sole Source	Network Application Services and Hardware - P38-WS1147257886	\$139,293
MYR	Sole Source	Professional Civic Art and Conservation Administration Services - P15-WS932429947	\$25,000,000
MYR	Specialized / Technical	SAFE Boat Refurbishment Services - WS1275411473	\$293,947
PRD	Drop Shipment	Fertilizer - WS1275693162	\$102,681
PRD	Drop Shipment	Grass Seed - WS127560498	\$213,366
PRD	Drop Shipment	Mowers and Ground Maintenance Equipment - WS1357640555	\$750,349
SWD	Drop Shipment	Mobile Security Camera Trailer System - P30 - WS1100872899	\$1,681,992
SWD	Drop Shipment	Tractor Trucks - P40-WS1279943395	\$1,231,345
Total			\$195,698,168

FY2025 YTD Contracts Determined Exempt by Departments with Council Approval*

Justification	Count	Amount
Pre-Award GFE	1	\$45,000
Interlocal Agreement	1	\$11,560,591
Federal / State Funds	24	\$84,335,170
Emergency	20	\$13,158,670
Drop Shipment	1	\$467,568
Unspecified	26	\$2,679,070
Total	73	\$112,246,069
*These contracts were not reviewed or approved by OBO		

Contracts with Waivers

Justification	Count	Amount
Specialized / Technical	5	\$6,482,110
Sole Source Federal / State Funds	1	\$433,099
Sole Source	12	\$36,147,021
Pre-Award GFE	2	\$10,030,600
Other	1	\$1,746,000
Non-Divisible	16	\$20,225,407
Non Available SMWDBEs	2	\$1,827,724
Interlocal Agreement	7	\$10,006,871
Emergency	4	\$1,701,021
Drop Shipment	80	\$107,098,316
Total	130	\$195,698,168

Exempt Contracts \$112,246,069

Waiver Contracts \$195,698,168

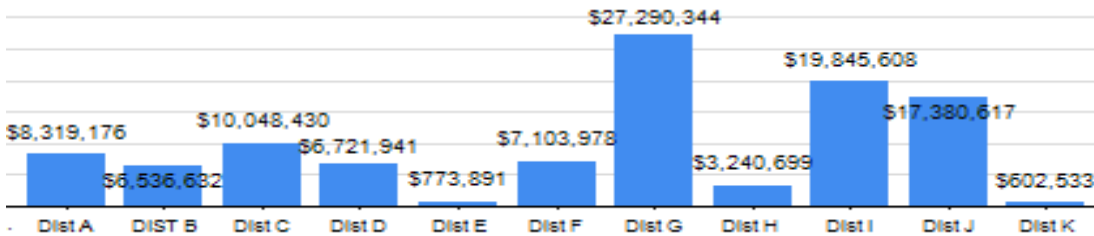
Total Exempt & Waiver Contracts \$307,944,237

Appendix B FY2025 YTD: Jul 01, 2024 - Dec 31, 2024

The City of Houston certifies businesses throughout a 10-county (Harris, Montgomery, San Jacinto, Liberty, Chambers, Galveston, Brazoria, Fort Bend, Waller, Austin) area. As such, this data does not show overall MWSBE participation.

FY2025 Awarded Contracts to Certified Firms by Council District

The charts below represent the amount awarded by Council District for certified firms only. The data includes construction contracts, professional services contracts, goods & services contracts, purchase order and Pcards. Exempt and non-goal-oriented contracts are excluded.



Dist A	DIST B	Dist C	Dist D	Dist E	Dist F	Dist G	Dist H	Dist I	Dist J	Dist K
\$8,319,176	\$6,536,632	\$10,048,430	\$6,721,941	\$773,891	\$7,103,978	\$27,290,344	\$3,240,699	\$19,845,608	\$17,380,617	\$602,533

Council District	Asian	Black	Caucasian Women	Hispanic	Native American	Non-minority Male	Other	Grand Total
Dist A	\$268,570	\$3,017,479	\$3,901,006	\$699,749	\$80,372	\$352,000		\$8,319,176
Dist B	\$12,465	\$1,608,730	\$6,008	\$4,764,911		\$144,517		\$6,536,632
DIST C	\$1,008,745	\$721,210	\$4,567,070	\$3,738,416		\$12,989		\$10,048,430
Dist D	\$6,885,304	(\$363,280)	\$139,335	\$60,582				\$6,721,941
Dist E				\$773,891				\$773,891
DIST F	\$572,108	\$5,459,158	\$490,990	\$561,708		\$20,015		\$7,103,978
Dist G	\$2,195,811	\$1,345,527	\$630,800	\$23,118,206				\$27,290,344
DIST H	\$1,861,572	\$41,953	\$138,032	\$1,072,182		\$126,960		\$3,240,699
Dist I	\$445,505	\$866,921	\$9,153,491	\$9,379,691				\$19,845,608
Dist J	\$10,970,668	\$6,269,806	\$72,457	\$67,685				\$17,380,617
Dist K	\$8,750	\$663,173	\$59,719	(\$129,109)				\$602,533
Non Council District	\$4,572,777	\$34,328,085	\$29,061,934	\$14,960,473		\$551,815	\$4,003	\$83,479,087
Other	\$374,000	\$95,836	\$322,898	\$17,008,045			\$19,182,983	\$36,983,762
Grand Total	\$29,236,860	\$54,054,599	\$48,897,177	\$76,076,429	\$80,372	\$1,208,296	\$19,186,987	\$228,740,720

Council District	Number of Certified firms	Number of Certified Firms With Contracts	Percentage	Council District	Female	Male	Grand Total
Dist A	352	22	6.3%	DIST A	\$3,539,893	\$4,779,283	\$8,319,176
Dist B	251	23	9.2%	Dist B	\$5,545,034	\$991,598	\$6,536,632
Dist C	338	13	3.8%	Dist C	\$5,481,360	\$4,567,070	\$10,048,430
Dist D	257	13	5.1%	Dist D	\$6,567,606	\$154,335	\$6,721,941
Dist E	111	2	1.8%	Dist E	\$11,633	\$762,259	\$773,891
Dist F	172	19	11.0%	Dist F	\$6,571,310	\$532,668	\$7,103,978
Dist G	335	18	5.4%	DIST G	\$4,177,807	\$23,112,537	\$27,290,344
Dist H	154	18	11.7%	Dist H	\$3,102,667	\$138,032	\$3,240,699
Dist I	213	11	5.2%	Dist I	\$9,487,039	\$10,358,569	\$19,845,608
Dist J	199	16	8.0%	Dist J	\$16,655,608	\$725,009	\$17,380,617
Dist K	226	6	2.7%	Dist K	\$531,421	\$71,112	\$602,533
Non Council District	3296	141	4.3%	Non Council District	\$29,254,406	\$54,224,681	\$83,479,087
Other				Other			\$36,977,762
Grand Total	5904	302	5.1%	Grand Total	\$122,631,110	\$103,415,339	\$246,535,499

Historically Underutilized Businesses

As stated in Administrative Policy 5-8 effective March 4, 2016, Bids must be solicited from at least two Historically Underutilized Businesses (HUBs) certified by the Office of Business Opportunity before any expenditure of more than \$3,000 but less than \$50,000 are made. This policy does not apply to Purchasing Cards (Pcard) transactions.

The following below reflects the awards to HUB for FY2025.

	Amount	Vendor	Percentage
Hub	\$ 285,224.95	20	4.0%
Not Hub	\$ 6,846,816.31	408	96.0%
Total	\$ 7,132,041.27	428	100.0%

Appendix D
FY2025 YTD:
Jul 01, 2024 - Dec 31, 2024

DBE Certified Firms

The United States Department of Transportation requires recipients who receive more than \$250,000 in federal funds to establish a Disadvantaged Business Enterprise Plan and set participation goals on all federally-assisted projects as well as setting a triennial goal. On October 23, 2013, the Houston City Council approved a DBE Triennial Goal for the Houston Airport System of 29% for the participation of Disadvantaged Business Enterprises and 3.7% goal for the race/gender neutral component on all Houston Airport System contracts; funded (wholly or in part) by the U.S. Department of Transportation.

As of Dec 31, 2024, Fiscal Year 2025, DBE Certified Firms were utilized on a total of 5 contracts. The total amount awarded to these contracts was \$17,239,917. From that amount, DBE Certified firms were awarded \$2,231,915 for a combined participation of 12.9%.

FY2025 Awards on DBE Contracts

	A	B	C=A+B	D=B/C
Contract Type	Non DBE Amount	DBE Amount	Total Amount Awarded	DBE %
Construction	\$14,413,002	\$1,126,915	\$15,539,917	7.3%
Professional Services	\$595,000	\$1,105,000	\$1,700,000	65.0%
Goods & Services	\$0	\$0	\$0	0.0%
Total	\$15,008,002	\$2,231,915	\$17,239,917	12.9%
Exempt Contracts	\$0	\$0	\$0	0.0%
Waiver Contracts	\$0	\$0	\$0	0.0%
Non-Goal-Oriented	\$0	\$0	\$0	0.0%
Grand Total	\$15,008,002	\$2,231,915	\$17,239,917	12.9%

Details of FY2025 Awards on DBE Contracts

Department	Goals	Num of Contract	Total Amount
HAS	5.0%	1	\$755,390
HAS	6.0%	1	\$4,546,575
HAS	7.0%	1	\$9,082,022
HAS	16.0%	1	\$1,155,930
HAS	35.0%	1	\$1,700,000
Grand Total		5	\$17,239,917

FY2025 DBE Awards on DBE Contracts by Ethnicity

	Asian	Black	Caucasian Women	Hispanic	Total
Count of Amount	17	41	6	37	101
Sum of Amount	\$170,000	\$180,234	\$563,073	\$1,318,609	\$2,231,915
Percentage	7.6%	8.1%	25.2%	59.1%	100.0%

*** These Contracts were not included in the overall MWSBE Awards Summary for this Report.**

FY2025 ACDBE Concessions

Airport Concessions Disadvantaged Business Enterprise Program

The City of Houston (City) has established an Airport Concessions Disadvantaged Business Enterprise (ACDBE) Program in accordance with regulations of the U.S. Department of Transportation (DOT), 49 CFR, Part 23. The City owns and operates three commercial airports in the Houston Airport System. Of these three, George Bush Intercontinental Airport/Houston (IAH) and William P. Hobby Airport (HOU) are primary airports. The City has received federal funds authorized for airport development after January 1988 authorized under Title 49 of the United States Code. The City has signed airport grant assurances that it will comply with 49 CFR, Part 23.

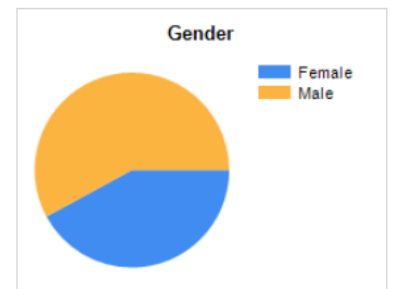
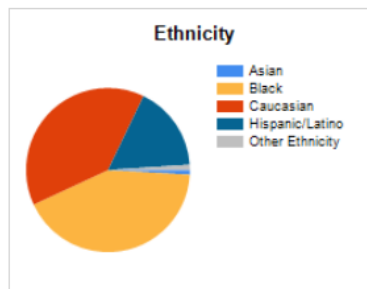
ACDBE Triennial Goals

The United States Department of Transportation requires recipients that receive more than \$250,000 in federal funds to establish an Airport Concession Disadvantaged Business Enterprise Plan and set Triennial Goals on projects that receive federal funds. The Houston Airport System receives Airport Improvement Program (AIP) Funds from the Federal Aviation Administration (FAA) in excess of this amount.

	A	B	C	D	E	F	G
	Total Dollars (Everyone)	Total Number (Everyone)	Total to ACDBEs (dollars) [E+F]	Total to ACDBEs (number)	Total to ACDBEs /Race Conscious (dollars)	Total to ACDBEs /Race Neutral (dollars)	Percentage of total dollars to ACDBEs [C/A]
5. NON-CAR RENTAL CUMULATIVE ACDBE PARTICIPATION							
Prime Concessions	\$53,481,664.58	169	\$19,905,609.10	123	\$15,989,185.09	\$3,916,424.00	73.35%
Subconcessions	\$4,400,753.40	78	\$2,993,174.97	50	\$2,366,089.32	\$627,086.00	136.15%
Management Contracts							
Goods and Services							0.00%
Total Cumulative Non-Car Rental ACDBE Participation	\$57,882,417.98	247	\$22,898,784.07	173	\$18,355,274.42	\$4,543,510.00	79.06%

Total Revenues	For Credit Revenues	For Credit %
\$57,882,418	\$23,300,416	40.25%

Ethnicity	For Credit \$	For Credit %
Asian	\$209,404	0.36%
Black	\$9,831,078	16.98%
Caucasian	\$9,097,919	15.72%
Hispanic/Latino	\$3,912,566	6.76%
Other Ethnicity	\$249,450	0.43%



Economic Impact

The City of Houston spends billions of dollars to maintain and improve the City’s infrastructure, and provide other services for the public. These dollars promote economic opportunity for Houston businesses and support job creation. The following provides a summary of the economic impact of hiring and supporting certified firms.



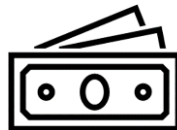
507 Businesses

From July 1, 2024 through December 31, 2024, the City provided the support to hire 507 MBEs, WBEs, SBEs, PDBEs, DBEs, ACDBEs HUB, and LGBTBE certified businesses.



13K Jobs

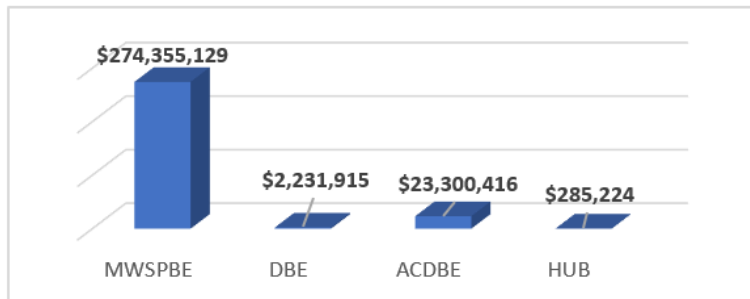
Out of 507 certified businesses, thirteen thousand jobs were supported.



\$597M Revenue Generated

Based on the data provided certified firms, on average these businesses generate a total of \$597 million dollars in gross revenue.

	Contracts Awarded
MWSPBE	\$ 274,355,129
DBE	\$ 2,231,915
ACDBE	\$ 23,300,416
HUB	\$ 285,224
Total Certified Awards	\$ 300,172,684



The City of Houston contributed over \$300 million dollars on contracts awarded to certified firms.



Educate. Connect. **Grow.**

Created by: Katrina Williams, OBO Systems and Data Analysis Manager

Co-Produced by:

Cylenthia Hoyrd, OBO Director

Norma Meadows, OBO Chief of Staff/Title VI Coordinator

Donald Black, OBO Business Development Supervisor

Christa Jones, OBO Administrative Specialist