

# 2018 ANNUAL ACTION PLAN

City of Houston  
*Sylvester Turner, Mayor*

Housing and Community Development Department  
*Tom McCasland, Director*



CITY OF HOUSTON  
HOUSING AND  
COMMUNITY  
DEVELOPMENT





# Housing and Community Development Department

## Funding Priorities for HUD Grants

Affordable  
Homes

Supportive  
Services

Infrastructure/  
Neighborhood  
Services

Community  
Economic  
Development

HCDD receives Entitlement Grants and Special Grants

# Entitlement Grants

## CDBG

Community Development  
Block Grant

Finances affordable homes, public services, public facilities, and economic development

## HOME

HOME Investment  
Partnerships Grant

Promotes public/private partnerships to expand affordable housing stock for renters and owners

## HOPWA

Housing Opportunities for  
Persons with AIDS

Funds affordable homes and social services for persons with HIV/AIDS and their families

## ESG

Emergency Solutions Grant

Funds shelter and services for homeless persons and those at risk of becoming homeless



**Annual Action Plan**

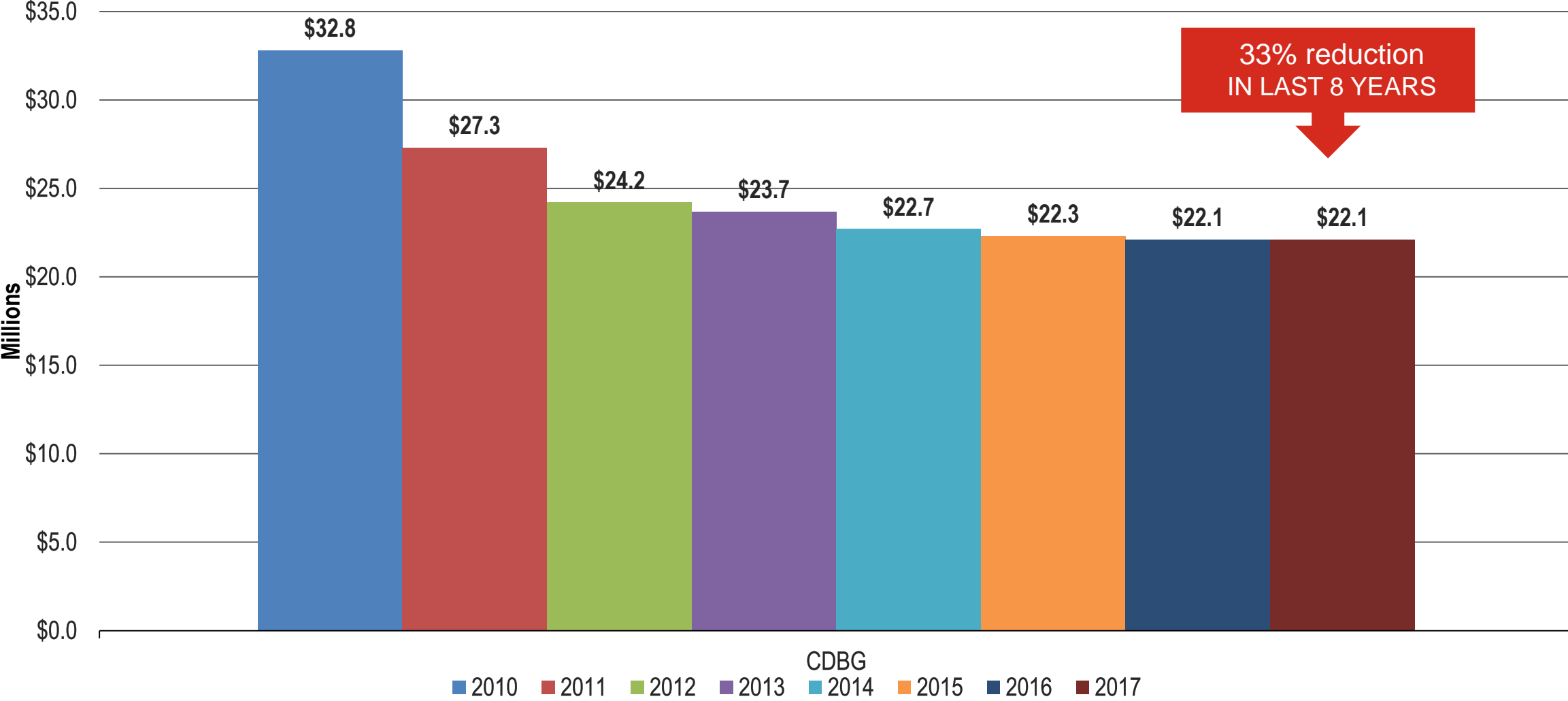
**Allocates federal entitlement funds to activities for the year**

**Will allocate federal entitlement funds for Program Year 2018 (July 1, 2018 – June 30, 2019)**

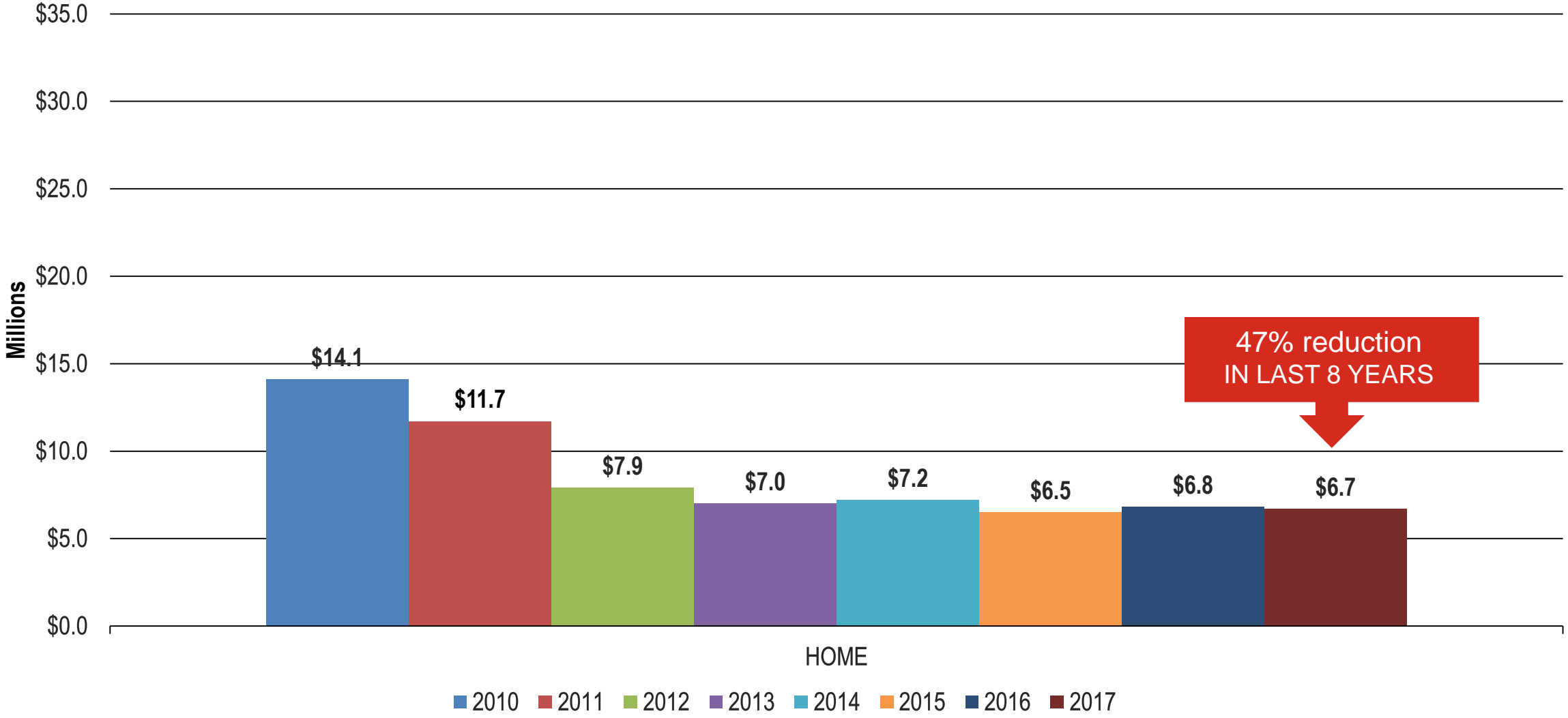


**2018 Action Plan**

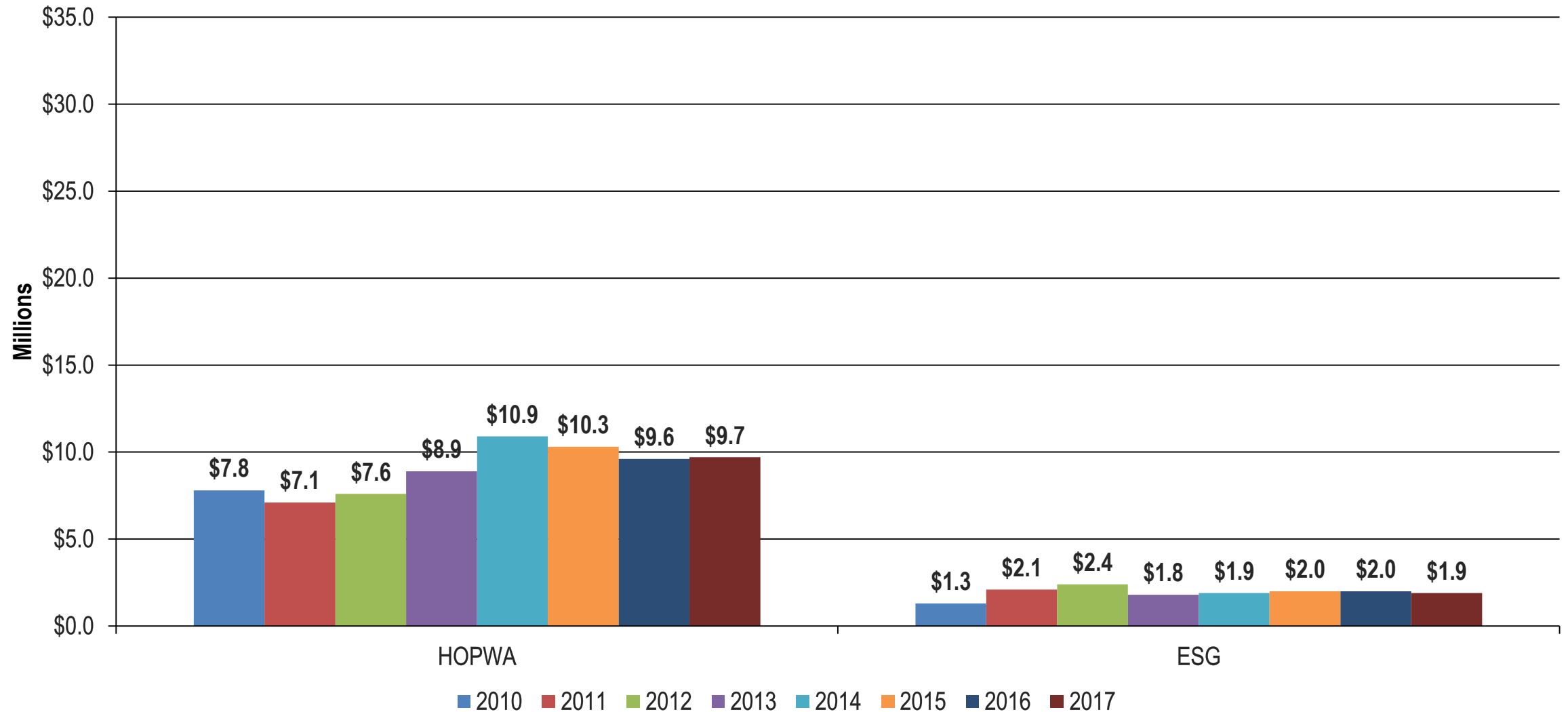
# Program Years 2010 to 2017 Allocations: CDBG



# Program Years 2010 to 2017 Allocations: HOME



# Program Years 2010 to 2017 Allocations: HOPWA and ESG



# Estimated 2018 Annual Entitlement Allocations

**Total: \$39,424,188**

**CDBG\***  
\$21,969,500

**HOME\***  
\$6,794,343

**HOPWA**  
\$8,687,055

**ESG**  
\$1,973,290

\*Amount includes estimated Program Income (CDBG - \$156,500 and HOME - \$94,943)



# Estimated 2018 HUD Entitlement Allocations

CDBG	AMOUNT	PERCENT
Single Family Home Development	\$4,803,772	21.9%
Single Family Home Repair	\$4,300,000	19.6%
Homeownership Assistance	\$1,400,000	6.4%
Public Services	\$3,683,698	16.7%
Code Enforcement	\$2,608,830	11.9%
Neighborhood Facilities & Improvements	\$380,000	1.7%
Multifamily Home Rehabilitation	\$200,000	0.9%
Economic Development	\$200,000	0.9%
Planning & Administration	\$4,393,200	20.0%
<b>TOTAL*</b>	<b>\$21,969,500</b>	

\*Amount includes estimated Program Income of \$156,500

# Estimated 2018 HUD Entitlement Allocations

HOME	AMOUNT	PERCENT
Multifamily Home Rehabilitation and Development	\$4,909,999	72.3%
Single Family Housing Development	\$1,204,910	17.7%
Planning & Administration	\$679,434	10.0%
TOTAL*	\$6,794,343	

\*Amount includes estimated Program Income amount of \$94,943



# Estimated 2018 HUD Entitlement Allocations

HOPWA	AMOUNT	PERCENT
Operating Costs	\$1,820,000	21.0%
Supportive Services	\$2,500,000	28.8%
Project or Tenant Based Rental Assistance	\$2,000,000	23.0%
Short-term Rent, Mortgage, & Utility Subsidies	\$2,106,444	24.2%
Grantee Administration	\$260,611	3.0%
TOTAL	\$8,687,055	

# Estimated 2018 HUD Entitlement Allocations

ESG	AMOUNT	PERCENT
Homeless Management Information System (HMIS)	\$79,200	4.0%
Emergency Shelter	\$656,368	33.3%
Homeless Prevention	\$396,196	20.1%
Rapid Rehousing	\$693,530	35.1%
Administration	\$147,996	7.5%
TOTAL	\$1,973,290	

# Draft 2018 Annual Action Plan

## 30-day public comment period for the Draft 2018 Annual Action Plan

- Comment period: **March 13, 2018 to April 12, 2018**
- Comments may be e-mailed to: [Fatima.Wajahat@houstontx.gov](mailto:Fatima.Wajahat@houstontx.gov)
- Comments may be mailed to: HCDD, Attn: Fatima Wajahat, 601 Sawyer, 4<sup>th</sup> Floor, Houston, TX 77007



# THANK YOU



CITY OF HOUSTON  
HOUSING AND  
COMMUNITY  
DEVELOPMENT



@HoustonHCDD