

2023

CONSOLIDATED ANNUAL PERFORMANCE AND EVALUATION REPORT


CITY OF HOUSTON

JOHN WHITMIRE, MAYOR

**HOUSING AND COMMUNITY
DEVELOPMENT DEPARTMENT**

MICHAEL C. NICHOLS, DIRECTOR

July 1, 2023-June 30, 2024



CITY OF HOUSTON
HOUSING AND
COMMUNITY
DEVELOPMENT

2023 CONSOLIDATED ANNUAL EVALUATION AND PERFORMANCE REPORT



CITY OF HOUSTON

JOHN WHITMIRE, MAYOR

HOUSING AND COMMUNITY DEVELOPMENT DEPARTMENT

MICHAEL C. NICHOLS, DIRECTOR

SEPTEMBER 2024

THIS DOCUMENT IS SUBJECT TO CHANGE PENDING HUD APPROVAL

MAYOR

John Whitmire
CITY OF HOUSTON

CITY COUNCIL

Amy Peck	District A
Tarsha Jackson	District B
Abbie Kamin	District C
Carolyn Evans-Shabazz	District D
Fred Flickinger	District E
Tiffany Thomas	District F
Mary Nan Huffman	District G
Mario Castillo	District H
Joaquin Martinez	District I
Edward Pollard	District J
Martha Castex-Tatum	District K
Julian Ramirez	At Large Position Number 1
Willie Davis	At Large Position Number 2
Twila Carter	At Large Position Number 3
Letitia Plummer	At Large Position Number 4
Sallie Alcorn	At Large Position Number 5

CONTROLLER

Chris Hollins



Table of Contents

Highlights/Accomplishments	1
CR-05 Goals and Outcomes - 24 CFR 91.520(a)	1
Performance Information	8
CR-10 Racial and Ethnic composition of person/households/families assisted	8
CR-15 Resources and Investments 91.520(a)	10
CR-20 Affordable Housing 91.520(b)	15
CR-25 Homeless and Other Special Needs 91.220(d,e); 91.320(d,e); 91.520l	17
CR-30 Public Housing 91.220(h); 91.320(j)	22
CR-35 Other Actions – 91.220(j)-(k)	25
CR-40 Monitoring 91.220(d,e); 91.520(c)	34
Program Specific Requirements	36
CR-45 CDBG 91.520(c)	36
CR-50 HOME 91.520(d)	38
CR-55 HOPWA 91.520(e)	40
CR-58 Section 3	47
CR-60 Subrecipient Information	49
CR-65 ESG Persons Assisted 91.520(g)	53
CR-70 ESG Assistance Provided	54
CR-75 ESG Expenditures	55
Appendix	56
Appendix 1: Tables	56
Appendix 2: Maps	126
Appendix 3: Substantial Amendments	142





List of Tables

Table 1 – Accomplishments – Program Year & Strategic Plan to Date	3
Table 2 – Accomplishments for CV Funding.....	6
Table 3 – Accomplishments for HOME-ARP Funding	6
Table 4 – Table of assistance to racial and ethnic populations by source of funds	8
Table 5 – Table of assistance to racial and ethnic populations by source of CV funds	9
Table 6 – Resources Made Available	10
Table 7 – Identify the geographic distribution and location of investments.....	11
Table 8 – Fiscal Year Summary - HOME Match Report	13
Table 9 – Match Contribution for the Federal Fiscal Year	13
Table 10 – HOME Program Income.....	13
Table 11 – Minority Business and Women Business Enterprises.....	13
Table 12 – Minority Owners of Rental Property	14
Table 13 – Relocation and Real Property Acquisition.....	14
Table 14 – Number of Households Assisted.....	15
Table 15 – Number of Households Supported.....	15
Table 16 – Number of Persons Served.....	16
Table 17 - HHA FY 2024 Estimated Financial Resources.....	22
Table 18 – Examples of HCD funded projects with onsite/coordinated social services.....	32
Table 19 – HOPWA Number of Households Served	40
Table 20 – HOPWA Subrecipient Award Amounts	42
Table 21 – HOPWA PY 2023 Outcomes: Action Plan Goals vs. Agreement Goals	43
Table 22 – HOPWA PY 2023 Outcomes: Project Sponsor Breakdown of Agreement Goals.....	44
Table 23 – HOPWA PY 2023 Outcomes: Households served compared to previous program year	44
Table 24 – HOPWA Subrecipient List.....	46
Table 25 – Total Labor Hours	47
Table 26 – Qualitative Efforts - Number of Activities by Program	47





Highlights/Accomplishments

CR-05 Goals and Outcomes - 24 CFR 91.520(a)

Progress the jurisdiction has made in carrying out its strategic plan and its action plan. 91.520(a).

Overview

On behalf of the City of Houston (City), the Housing and Community Development Department (HCD) has prepared the Consolidated Annual Performance and Evaluation Report (CAPER), which serves as an evaluation of the annual progress made in carrying out the community development programs and a description of activities identified in the 2020-2024 Consolidated Plan (Con Plan) and 2023 Annual Action Plan. This annual report also assesses HCD's success in addressing its 5-year priorities and objectives contained within the Con Plan.

This report details HCD's progress in meeting the goals established in the Annual Action Plan for program year 2023 (PY 2023), which covers July 1, 2023 – June 30, 2024, by comparing the accomplishments with the proposed goals. The CAPER contains detail on activities funded by the U.S. Department of Housing and Urban Development (HUD), including the Community Development Block Grant (CDBG), the HOME Investment Partnerships (HOME) Program, the Emergency Solutions Grant (ESG), and the Housing Opportunities for Persons with AIDS (HOPWA) Program. This CAPER also reviews other programs, special grants, and a range of locally funded programs carried out by HCD.

In addition to providing housing outcome data, the CAPER also provides data and information related to the status of other priority programs covering supportive services (public services), infrastructure/public facilities, homelessness, and economic development and small business assistance. Also, this CAPER shows projects and activities completed during PY 2023 to respond to the continued impact of Coronavirus (COVID-19). Tables throughout this report provide data on homes completed, number and type of individuals assisted, dollar amounts expended, source(s) of funds used to finance individual activities, and other relevant product and process data.

Highlights

Affordable Housing

In PY 2023, HCD funded the construction of new affordable homes for purchase throughout the city. Also, the Homebuyer Assistance Program exceeded its PY 2023 goal by 109.1%, or 36 additional households assisted above and beyond its annual goal. The Community Housing Development Organization (CHDO) Single Family Home Development Program completed construction of 10 homes and will perform final close-out activities and take those accomplishments in the next program year. HCD's Affordable Home Development Program issued a NOFA for the Stella Link Development Project, which will identify a qualified developer to begin construction on affordable homes in PY 2024. HCD continues to expand affordable homeownership opportunities using entitlement and non-entitlement funding.



Community Project Funding

In PY 2023, HCD applied for and received \$1,000,000 in Community Project Funding (CPF) from the U.S. Department of Labor for job training in the home recovery and construction industries. HCD also applied for and is awaiting grant awards for two additional CPF grants from HUD, totaling \$2,300,000:

- Sunnyside Park Capital Improvements (\$1,550,000)
- Magnolia Park-Manchester Services Hub (\$750,000)

HCD plans to apply for additional Community Project Funding in PY 2024 and begin to implement the projects listed above.

2021 Winter Storm

HUD allocated the City of Houston Community Development Block Grant Disaster Recovery for the 2021 Winter Storm (CDBG-DR21) to fund activities related to recovery from the 2021 Winter Storm and mitigation against future disasters. HCD received the grant agreements for the two CDBG-DR21 allocations in June 2024 and will begin implementing the activities outlined in the Action Plan for Disaster Recovery - 2021 Winter Storm.

2024 Houston Derecho

In May 2024, severe storms, straight-line winds, and tornadoes, termed the Houston Derecho by the National Weather Service, struck Houston and surrounding areas with winds up to 100 miles per hour, causing widespread and substantial damage to homes and businesses and caused eight deaths. Winds were strong enough to shatter windows from skyscrapers in downtown Houston, which caused areas of the city to be closed due to falling glass. These winds also damaged transmission lines causing more than a million Houstonians to lose power. The event was declared a federal disaster on May 17, 2024.

Hurricane Beryl

Before the end of the last program year, a tropical wave in the Atlantic Ocean formed into what would become Hurricane Beryl. Beryl was the earliest forming Category 5 hurricane on record, reaching that status shortly after entering the Caribbean, before weakening, then re-intensifying and making landfall near Matagorda, Texas as a Category 1 storm on July 8, 2024. Just as the Houston region was recovering from the Derecho a month before, the storm caused widespread wind damage and severe flooding. The main impact due to Beryl was the largest power outage in Houston's history. According to the Houston Chronicle, more than 2.2 million households lost power during the summer heat, and the storm caused the deaths of 38 people in the Houston area. Eleven of these deaths were due to complications from heat after losing power and air conditioning. The cumulative effects of this and previous natural disasters in the Houston area continue to exacerbate community needs.



Table 1 – Accomplishments – Program Year & Strategic Plan to Date

Goal	Category	Source / Amount	Indicator	Unit of Measure	Expected – Strategic Plan	Actual – Strategic Plan	Percent Complete	Expected – Program Year	Actual – Program Year	Percent Complete
Preserve and Expand Supply of Affordable Housing	Affordable Housing	CDBG: \$5,324,615 HOME: \$10,769,447	Rental Units Constructed	Household Housing Unit	214	155	72.0%	71	0	0.0%
			Rental Units Rehabilitated	Household Housing Unit	30	127	423.3%	0	29	-
			Homeowner Housing Constructed	Household Housing Unit	44	0	0.0%	12	0	0.0%
			Homeowner Housing Rehabilitated	Household Housing Unit	178	95	53.4%	31	19	61.3%
Expand Homeownership Opportunities	Affordable Housing	CDBG: \$2,049,783	Direct Financial Assistance to Homebuyers	Households Assisted	75	105	140.0%	33	69	209.1%
Provide Assistance to Persons Affected by HIV/AIDS	Affordable Housing (Non-Homeless Special Needs)	HOPWA: \$13,293,296	Tenant-Based Rental Assistance / Rapid Re-housing	Households Assisted	2,375	1,609	67.7%	475	376	79.2%
			HIV/AIDS Housing Operations	Household Housing Unit	1,500	992	66.1%	300	259	86.3%
			Other (Supportive Services)	Other	13,000	12,346	95.0%	4,130	2,435	59.0%
Reduce Homelessness	Homeless	ESG: \$2,129,884 CDBG: \$500,000	Tenant-Based Rental Assistance / Rapid Re-housing	Households Assisted	1,425	5,368	376.7%	200	573	286.5%
			Homelessness Prevention	Persons Assisted	375	2,774	739.7%	300	203	67.7%
			Public Service Activities Other Than Low/Moderate Income Housing Benefit	Persons Assisted	41,945	38,623	9.2%	7,150	6,358	88.9%
Enhance Quality of Life through the Provision of Public Services	Non-Housing Community Development	CDBG: \$3,692,169	Public Service Activities Other Than Low/Moderate Income Housing Benefit	Persons Assisted	92,660	59,894	64.6%	10,970	8,473	77.2%
Revitalize Communities	Non-Housing Community Development	CDBG: \$5,014,832	Public Facility or Infrastructure Activities	Other	5	4	80.0%	2	0	0.0%
Promote Health and Safety	Non-Housing Community Development	CDBG: \$2,917,156	Housing Code Enforcement/Foreclosed Property Care	Household Housing Units	160,000	152,008	95.0%	32,000	39,395	123.1%
			Other (Lead-Based Paint)	Household Housing Units	250	128	51.2%	50	29	58.0%
Foster Community Economic Development	Non-Housing Community Development	CDBG: \$500,000	Jobs Created / Retained	Jobs	481	408	84.8%	20	0	0.0%
			Businesses Assisted	Businesses Assisted	5	2	40.0%	0	0	0.0%
Promote Fair Housing	Non-Housing Community Development	CDBG: \$150,000	Other	Other	500,000	1,942,092	388.4%	50,000	4,930	9.9%





Comparison of the proposed versus actual outcomes for each outcome measure submitted with the consolidated plan and explain, if applicable, why progress was not made toward meeting goals and objectives. 91.520(g).

Progress towards program year and strategic plan goals

PY 2023 is the fourth reporting year of the 5-year Consolidated Plan (2020-2024). As detailed in Table 1, programs and activities made progress towards both the strategic 5-year and annual goals. Of the 18 goal indicators, 7 achieved at least 70% of their one-year goal, and 3 met or exceeded their one-year goal. Some annual goal indicators were surpassed by significant amounts, including for the goals to expand homeownership opportunities and reduce homelessness through rapid re-housing.

Many programs were impacted by the economic trends that have continued in the wake of the COVID-19 pandemic, including increased inflation leading to a rise in the price of building materials and an accompanying rise in interest rates.

Preserve and Expand Supply of Affordable Housing

Preserving and expanding the supply of affordable housing is based on the rehabilitation and construction of single family and multifamily homes. In the Multifamily Housing Program, one newly constructed multifamily rental home development, 4600 Main/Light Rail Lofts, was completed during the program year, which allowed HCD to exceed its goal of the rehabilitation of rental units by 29 units. Construction was complete on two other multifamily rental developments, Sunrise Lofts and Temenos Place, but were not completed in IDIS by the close of the program year. These are expected to be completed in PY 2024. The Home Repair Program fell short of its annual goal by 39% during PY 2023. This is largely due to procurement delays, and the Home Repair Program expects to meet or exceed its goal in PY 2024.

HCD allocates HOME funds to support Community Housing Development Organizations (CHDOs) in developing new homes for purchase for low- and moderate-income families. During PY 2023, the CHDO Single Family Development Program was expected to complete 12 homes, and HCD almost met this goal by building 10 homes, which will be reported as accomplishments in PY 2024 as closeout activities are finalized. Additionally, a NOFA was issued at the end of PY 2023 to begin development on a roughly 12-acre site to build new affordable single family homes, and HCD plans to meet its future goals in this area.

Expand Homeownership Opportunities

During PY 2023, HCD used CDBG funds for homebuyer assistance activities. HCD provided assistance to 69 homebuyers, as reported in Table 1, exceeding that year's goal by 109.1%.

Provide Assistance to Persons Affected by HIV/AIDS

Activities under the HOPWA program came close to meeting the goals set in PY 2023. The HOPWA activities Tenant Based Rental Assistance, Housing Operations and Supportive Services almost met the estimated goals for the program year, at 79.2%, 86.3%, and 59.0%, respectively.

Reduce Homelessness

The indicator of Rapid Re-housing under the Reducing Homelessness goal was significantly exceeded by 186.5%, or 373 households assisted in excess of the PY 2023 goal. Also, within the homelessness reduction goal, HCD nearly met its goal of persons assisted with public service activities at 88.9%. HCD expects to complete its goals to reduce homelessness through homelessness prevention in the following program year.





Enhance Quality of Life through the Provision of Public Services

The goal to Enhance Quality of Life Through the Provision of Public Services almost met its annual goal in PY 2023, achieving 77.2% of the expected number of persons assisted. These programs included the Child Care Council, Mobile Laboratory Program, the Village Learning Center, Capital IDEA, HEART Educational Programs Inspiring Communities, health services programs provided by the Houston Health Department, and employment training programs. HCD expects to meet its goal in PY 2024.

Revitalize Communities

HCD did not meet its annual goal to complete construction or improvements of 2 public facilities. There are several public facilities projects that are underway, including Bethune Empowerment Center, Winzer Park, East End Makers Hub, and SER Jobs Workforce Training Center, and this goal is still on track to meet its five-year goal.

Promote Health and Safety

The goal to promote health and safety includes code enforcement and lead-based paint remediation activities. HCD continues to fund the Department of Neighborhoods to carry out code enforcement activities, which exceeded its goal at 123.1%, and the Houston Health Department to carry out lead paint remediation in residences in Houston, which fell short of its annual goal at 58%.

Foster Community Economic Development

The goal for fostering community economic development includes assisting businesses and creating jobs. There were no accomplishments for these two goals of Businesses assisted or Jobs created or retained in PY 2023. HCD continues to foster community economic development by providing workforce training opportunities through public service activities and by constructing or rehabbing public facilities that provide job or job training opportunities through public facility activities, like the East End Makers Hub or SER Jobs Workforce Center.

Promote Fair Housing

HCD has exceeded its five-year fair housing goal and continued activities to educate Houstonians about fair housing during PY 2023, including providing fair housing presentations to stakeholders and residents.

COVID-19 Outcomes

During PY 2023, HCD continued to administer several programs responding to the impacts of COVID-19 using CDBG-CV and ESG-CV funding. These programs included public services, tenant-based rental assistance, homeless prevention, and supportive services. Additionally, HCD finished expending ESG-CV funding during PY 2023 and closed out the grant. The goals for this funding were established under the 2019 Annual Action Plan; in accordance with HUD guidance, the outcomes began to be reported in the 2020 CAPER. Compared to the original goal outcomes, all but several goals have been well exceeded. Funding changes have been made, as necessary, to ensure funding supported activities needed in the community. HCD continues to make substantial steps towards meeting its remaining goals.





Table 2 – Accomplishments for CV Funding

Goal	Category	Source / Amount	Indicator	Unit of Measure	Expected Outcome	Annual Outcome	Percent Complete (All Years)
Provide Assistance to Persons Affected by HIV/AIDS*	Affordable Housing (Non-Homeless Special Needs)	HOPWA-CV: \$1,501,211	Tenant-Based Rental Assistance / Rapid Re-housing	Households Assisted	100	0	34.0%
			Other (Supportive Services)	Other	550	0	922.0%
Reduce Homelessness	Homeless	ESG-CV: \$28,902,420 CDBG-CV: \$1,277,780	Tenant-Based Rental Assistance / Rapid Re-housing**	Households Assisted	270	27	4,411.5%
			Tenant-Based Rental Assistance / Rapid Re-housing	Households Assisted	1,500	742	88.3%
			Homelessness Prevention	Persons Assisted	690	816	234.6%
			Street Outreach**	Persons Assisted	30	311	12,020.0%
			Emergency Shelter	Persons Assisted	1,300	907	128.8%
Enhance Quality of Life through the Provision of Public Services	Non-Housing Community Development	CDBG-CV: \$23,882,996	Public Service Activities Other Than Low/Moderate Income Housing Benefit	Persons Assisted	900	1,679	1,665.2%
Revitalize Communities	Non-Housing Community Development	CDBG-CV: \$10,637,033	Public Facility or Infrastructure Activities	Other	1	0	0%

*Accomplishments for this goal associated with the HOPWA-CV grant were reported in previous program years, and the grant has been completed.

** Activities associated with ESG-CV funding were performed in previous program years and have been completed.

Table 3 – Accomplishments for HOME-ARP Funding

Goal	Category	Source / Amount	Indicator	Unit of Measure	Expected Outcome	Annual Outcome	Percent Complete (All Years)
Reduce Homelessness	Homeless	HOME-ARP: \$6,699,885	Other (Supportive Services)	Households Assisted	510	710	139.2%
Reduce Homelessness	Homeless	HOME-ARP: \$22,550,000	Rehabilitate or develop non-congregate shelter	HOME-ARP-Assisted Units	510	135	26.5%
Reduce Homelessness	Homeless	HOME-ARP: \$2,500,000	Tenant-Based Rental Assistance / Rapid Re-housing	Households Assisted	160	28	17.5%

Assess how the jurisdiction’s use of funds, particularly CDBG, addresses the priorities and specific objectives identified in the plan, giving special attention to the highest priority activities identified.

All four high priority funding categories (shown below) received entitlement funding during PY 2023.

- Affordable Housing
- Supportive Services
- Public Improvements and Infrastructure
- Economic Development

The City of Houston’s use of funds is detailed in the following tables in the Appendix.

- PR26 – CDBG Financial Summary Report
- PR26 – CDBG-CV Financial Summary Report
- CDBG Program Spending Summary





- CDBG-CV Program Spending Summary
- HOME Program Spending Summary
- HOME-ARP Program Spending Summary
- ESG/HESG Program Spending Summary
- ESG-CV Program Spending Summary
- HOPWA Program Spending Summary
- Multifamily and Homeless Housing Project Status Report
- Public Facility, Neighborhood Improvement, and Economic Development – Ongoing and Completed Projects
- Public Facility, Neighborhood Improvement, and Economic Development – Completed Projects
- Revenue-Program Income Report – CDBG and Section 108 Programs
- Program Income Uses and Beneficiary Information Summary
- SAGE Reports for ESG and ESG-CV



Performance Information

CR-10 Racial and Ethnic composition of person/households/families assisted

Describe the families assisted (including the racial and ethnic status of families assisted). 91.520(a)

Table 4 – Table of assistance to racial and ethnic populations by source of funds

Race	CDBG (Persons)	HOME (Persons)	ESG (Persons)	HOPWA (Individuals)	Total
White	6,672	5	392	323	7,387
Black or African American	10,315	8	776	1,157	12,248
Asian	522	0	4	6	532
American Indian/Alaskan Native	105	0	4	1	110
Native Hawaiian/Other Pacific Islander	33	0	9	3	45
American Indian/Alaskan Native & White	18	0	1	2	21
Asian & White	18	0	1	0	19
Black or African American & White	64	0	6	13	83
American Indian/Alaskan Native & Black or African American	23	0	0	2	25
Other Multi-Racial	674	0	5	141	820
Did not answer/Data not collected	0	0	66	0	66
Total	18,444	13	1,264	1,648	21,356
Hispanic	3,938	1	892	326	5,156
Non-Hispanic	14,506	12	372	1,322	16,200
Total	18,444	13	1,264	1,648	21,356

Narrative

In line with HCD’s commitment to serve people of color, about 63.8% of the households served through CDBG funding in PY 2023 were of a non-white race. Over 63.7% of persons served with ESG funding, which assists in reducing homelessness through rapid re-housing and public service activities, identified as a non-white race. In total, activities funded with entitlement grants served 65.4% individuals identifying as non-white races and 24.1% identifying as Hispanic.

HCD also maintained its commitment to serve people of color as it expended CV funding. In PY 2023, 73.3% of the households served through CDBG-CV funding were of a non-white race and 18.2% were Hispanic. With ESG-CV funding, 61.7% of persons served identified as non-white races and 20.7% identified as Hispanic.





Table 5 – Table of assistance to racial and ethnic populations by source of CV funds

Race	CDBG-CV (Persons)	ESG-CV (Persons)	HOPWA-CV (Individuals)	Total
White	1,835	72	0	1,907
Black or African American	4,565	107	0	4,672
Asian	34	3	0	37
American Indian/Alaskan Native	34	0	0	34
Native Hawaiian/Other Pacific Islander	20	0	0	20
American Indian/Alaskan Native & White	2	0	0	2
Asian & White	2	0	0	2
Black or African American & White	17	2	0	19
American Indian/Alaskan Native & Black or African American	125	0	0	125
Other Multi-Racial	227	4	0	231
Total	6,861	188	0	7,049
Hispanic	1,248	39	0	1,287
Non-Hispanic	5,613	149	0	5,762
Total	6,861	188	0	7,049



CR-15 Resources and Investments 91.520(a)

Identify the resources made available

Table 6 – Resources Made Available

Sources of Funds	Source (Federal, State, Local)	Expected Amount Available PY 2023*	Actual Amount Expended PY 2023
Cares Act 2021 - ERAP	Federal	4,832,463	4,832,463
Cares Act 2021 - ERAP Rnd 2	Federal	2,373,205	2,149,380
CDBG**	Federal	49,140,992	29,340,145
CDBG-DR 2015	Federal	46,490,266	12,301,110
CDBG-DR 2016	Federal Pass Through	6,395,026	1,772,334
CDBG-DR 2017	Federal Pass Through	284,268,726	104,567,908
CDBG COVID	Federal	16,923,747	13,465,521
CDBG-MIT	Federal	61,490,923	2,027,318
CPF	Federal	1,750,000	162,071
DR21 URI	Federal	50,095,000	46,065
Section 108	Federal	13,562,967	-
ESG	Federal	2,129,884	2,180,169
ESG COVID	Federal	1,983,541	1,983,541
HOME**	Federal	47,227,761	10,023,400
HOME ARP	Federal	32,465,390	11,771,970
HOPWA	Federal	29,404,158	11,730,911
HHSP	State	2,379,715	1,721,442
HHSP YOUTH	State	720,308	354,635
General Fund	Local	1,692,507	1,692,507
Local Bonds	Local	20,291,286	292,069
TIRZ Affordable Housing	Local	53,812,856	11,903,471
TIRZ Bonds	Local	81,180,490	27,014,643
Grand Total		\$810,611,213	\$251,333,073

*Expected amounts available for the above funding sources include anticipated unspent prior year funding (balances on hand as of July 1, 2023), along with known or anticipated amounts to be received during PY 2023.

**CDBG and HOME include program income

Narrative

For PY 2023, an estimated \$123,943 was anticipated to be received as HOME program income. The total amount received was \$142,434.72, which is similar to the projected amount.

The CDBG program income anticipated during PY 2023 was \$157,393, as identified in the 2023 Annual Action Plan; the actual amount received during the program year was \$124,925.20. The difference in estimated and received CDBG program income is due to deferred principal and interest payments that were previously projected to be received in PY 2023 from multifamily developers.



Identify the geographic distribution and location of investments

Table 7 – Identify the geographic distribution and location of investments

Target Area	Planned Percentage of Allocation	Actual Percentage of Allocation	Narrative Description
Areas for Community Reinvestment	-	-	n/a
Citywide	-	-	n/a

Narrative

For over a decade, HCD has identified Areas for Community Reinvestment which are target areas used in code enforcement activities. There was not a specific percentage of funding, by target area, identified in the 2023 Annual Action Plan. Thus, the Geographic Distribution and Location of Investments Table is not populated.

HCD developed maps that illustrate the entitlement and HUD’s Coronavirus (CV) funding geographic location of PY 2023 investments for the programs and activities listed below. These maps are in the Appendix.

- PY 2023 New Affordable Homes Built
- PY 2023 Housing Rehabilitation
- PY 2023 Direct Financial Assistance to Homebuyers
- PY 2023 Lead Hazard Reduction Demonstration Program
- PY 2023 Multifamily Housing Developments
- PY 2023 Code Enforcement Citations Issued by Census Tract
- PY 2023 Code Enforcement Site Visits by Census Tract
- PY 2023 Child Care Council Administered Public Service Agencies
- PY 2023 Houston Public Library Mobile Express
- PY 2023 Juvenile Delinquency Prevention Program
- PY 2023 Housing Opportunities for Persons With AIDS (HOPWA)
- PY 2023 Emergency Solutions Grant (ESG)
- PY 2023 Direct Funded Public Service Agencies
- PY 2023 Health and Mental Health Services
- PY 2023 Public Facilities and Improvements Projects

Explain how federal funds leveraged additional resources (private, state and local funds), including a description of how matching requirements were satisfied, as well as how any publicly owned land or property located within the jurisdiction that were used to address the needs identified in the plan.

Leveraging

HCD follows a policy of using its limited federal resources to leverage other funding for new construction and major rehabilitation of affordable housing, public improvements, and infrastructure through private, state, or local funding.

- Multifamily activities leveraged entitlement grant funds as gap funding for projects with various funding sources such as local tax incentives, including the Tax Abatement Ordinance, TIRZ affordable housing set-aside funds, Homeless and Housing Bond funds, federal and state tax incentives, and state funded bond programs. Private sources were also leveraged to increase the supply of affordable rental housing. In total, for completed and ongoing entitlement developments in PY 2023, HCD provided an investment of \$33,374,143, including \$23,874,143 in entitlement funds, to leverage \$86,669,776 in



additional funding. HCD also awarded \$263,661,440 in funding for new and ongoing projects funded with other local sources to leverage \$504,479,413 in additional funding.

- Public services and services for homeless and other special needs populations required some form of cash and/or in-kind matching contributions from subrecipients.

More information on how HCD leveraged additional resources can be found in the CR-35 actions taken to address obstacles to meeting underserved needs response.

Satisfaction of HOME Match Requirements

HUD has determined that the City of Houston is fiscally distressed, and the match amount has been lowered from the required 25% to 12.5% of the HOME funds drawn. After match reporting for HUD FY 2022 (10/1/21 - 9/30/22), HCD had an excess match amount of \$24,880,397.56. HUD allows the excess match funds to be carried forward to be applied to future fiscal years' match liability. Per the 07/15/2024 IDIS Report PR33, HCD had a match liability of \$290,683.23 for HUD FY 2023 (10/1/22 - 9/30/23). The excess amount of \$24,880,397.56 remaining after PY 2022, combined with the \$21,515,696.00 in match contributions HCD documented during HUD FY2023, leaves HCD with an excess match amount of \$46,105,413.33, after applying the HUD FY2023 match liability. The value of bonds in excess of the established 25% limit may be banked as match credit, to offset future liabilities. As a result, an additional \$7,038,742.30 in bond fund match credit may be applied toward future year's HOME match requirement, for an excess match total of \$53,144,155.63 for this reporting period.

Satisfaction of ESG Match Requirements

HCD allocated and subrecipient agencies expended \$1,298,035.02 in CDBG funds to meet the ESG match requirement as part of the Child Care Council's Homeless Services Program ESG administrative service agreement, SEARCH Homeless Services Outreach activities, Catholic Charities Rapid Rehousing/Homelessness Prevention activities, and Covenant House of Texas Shelter Operations. In addition, HCD allocated \$66,005.00 of HOPWA funds to partially meet the ESG match requirement as part of the Coalition for the Homeless' HMIS administration. TDHCA HHSP funds in the amount of \$687,117.70 and \$91,509.65 of local TIRZ funds were also used to help subrecipient agencies meet their ESG match requirement. The ESG subcontracted agencies were required to provide \$141,320.56 in cash and/or in-kind contributions for ESG match. In-kind contributions were detailed in each subcontractor's budget. The in-kind contributions included, but were not limited to, staff salaries, professional fees, contract services, rent, direct assistance to clients, office space, and utilities. Additionally, ESG-CV funds were not subject to match requirements; so, ESG-CV subcontracted agencies were not required to provide match dollars because there were no match requirements for ESG-CV funding.

Publicly Owned Land or Property

No publicly owned land or property located within the jurisdiction was used to address the needs identified in the plan, using entitlement funds. However, the mission of HCD's Affordable Home Development Program is to create new single family homeownership opportunities throughout Houston by financing the acquisition of land and building of new mixed-income neighborhoods to increase attainable homeownership opportunities for Houstonians at various income levels, using non-entitlement funding sources. HCD's New Home Development Program and HCD's partnership with the Houston Land Bank fund the development of new affordable homes throughout Houston.



Table 8 – Fiscal Year Summary - HOME Match Report

Fiscal Year Summary – HOME Match	
1. Excess match from prior Federal fiscal year	\$24,880,397.56
2. Match contributed during current Federal fiscal year	\$21,515,696.00
3. Total match available for current Federal fiscal year (Line 1 plus Line 2)	\$46,396,093.56
4. Match liability for current Federal fiscal year	\$290,680.23
5. Excess match carried over to next Federal fiscal year (Line 3 minus Line 4)	\$46,105,413.33

Table 9 – Match Contribution for the Federal Fiscal Year

Match Contribution for the Federal Fiscal Year								
Project No. or Other ID	Date of Contribution	Cash (non-Federal sources)	Foregone Taxes, Fees, Charges	Appraised Land/Real Property	Required Infrastructure	Site Preparation, Construction Materials, Donated labor	Bond Financing	Total Match
12196	08/01/2018	\$ 0.00	\$ 0.00	\$ 0.00	\$ 0.00	\$ 0.00	\$ 0.00	\$ 0.00
16-1	08/09/2014	\$ 0.00	\$ 0.00	\$ 0.00	\$ 0.00	\$ 0.00	\$ 0.00	\$ 0.00
11776	08/20/2015	\$ 0.00	\$ 0.00	\$ 0.00	\$ 0.00	\$ 0.00	\$ 0.00	\$ 0.00

Table 10 – HOME Program Income

HOME Program Income – Enter the program amounts for the reporting period				
Balance on hand at beginning of reporting period \$	Amount received during reporting period \$	Total amount expended during reporting period \$	Amount expended for TBRA \$	Balance on hand at end of reporting period \$
\$ 6,703,628.64	\$ 142,434.72	\$ 0.00	\$ 0.00	\$ 6,846,063.36

Table 11 – Minority Business and Women Business Enterprises

Indicate the number and dollar value of contracts for HOME projects completed during the reporting period

	Total	Minority Business Enterprises				White Non-Hispanic
		Alaskan Native or American Indian	Asian or Pacific Islander	Black Non-Hispanic	Hispanic	
Contracts						
Number	1	0	0	0	0	1
Dollar Amount	\$ 20,094,900.00	\$ 0.00	\$ 0.00	\$ 0.00	\$ 0.00	\$ 20,094,900.00
Sub-Contracts						
Number	59	0	1	2	4	52
Dollar Amount	\$ 12,637,728.04	\$ 0.00	\$ 11,600.53	\$ 11,600.53	\$ 1,802,913.00	\$ 10,811,613.98
	Total	Women Business Enterprises	Male			
Contracts						
Number	1	0	1			
Dollar Amount	\$ 20,094,900.00	\$0.00	\$ 20,094,900.00			
Sub-contracts						
Number	71	2	69			
Dollar Amount	\$ 13,973,795.85	\$ 1,020,534.00	\$ 12,953,261.85			





Table 12 – Minority Owners of Rental Property

Indicate the number of HOME assisted rental property owners and the total amount of HOME funds in these rental properties assisted

	Total	Minority Property Owners				White Non-Hispanic
		Alaskan Native or American Indian	Asian or Pacific Islander	Black Non-Hispanic	Hispanic	
Number	0	0	0	0	0	0
Dollar Amount	\$ 0.00	\$ 0.00	\$ 0.00	\$ 0.00	\$ 0.00	\$ 0.00

Table 13 – Relocation and Real Property Acquisition

Indicate the number of persons displaced, the cost of relocation payments, the number of parcels acquired, and the cost of acquisition

	Number	Amount
Parcels Acquired	50	\$ 1,764,231.38
Businesses Displaced	0	\$ 0.00
Nonprofit Organizations Displaced	0	\$ 0.00
Households Temporarily Relocated, not Displaced	0	\$ 0.00

Households Displaced	Total	Minority Business Enterprises				White Non-Hispanic
		Alaskan Native or American Indian	Asian or Pacific Islander	Black Non-Hispanic	Hispanic	
Number	0	0	0	0	0	0
Dollar Amount	\$ 0.00	\$ 0.00	\$ 0.00	\$ 0.00	\$ 0.00	\$ 0.00





CR-20 Affordable Housing 91.520(b)

Evaluation of the jurisdictions progress in providing affordable housing, including the number and types of families served, the number of extremely low-income, low-income, moderate-income, and middle-income persons served.

Table 14 – Number of Households Assisted

	One-Year Goal	Actual
Number of Homeless households to be provided affordable housing units	360	776
Number of Non-Homeless households to be provided affordable housing units	196	133
Number of Special-Needs households to be provided affordable housing units	1,275	1,089
Total	1,831	1,998

Table 15 – Number of Households Supported

	One-Year Goal	Actual
Number of households supported through rental assistance	1,635	1,865
Number of households supported through the production of new units	82	0
Number of households supported through rehab of existing units	81	64
Number of households supported through acquisition of existing units	33	69
Total	1,831	1,998

Discuss the difference between goals and outcomes and problems encountered in meeting these goals.

Preserve and Expand the Supply of Affordable Housing

Rental Housing

HCD completed the rehabilitation of 29 City of Houston income-restricted affordable rental homes using entitlement funds during PY 2023, through the construction of one City of Houston income-restricted affordable rental home development using HOME and CDBG funds, 4600 Main Street/Light Rail Lofts. As explained in the section CR-05 Progress Made Towards Action Plan Goals, the goal for rental units rehabilitated far exceeded its goal. Construction was completed on two additional multifamily developments during the program year, Temenos Place and Sunrise Lofts, but additional close-out activities will be required before these two developments can be marked complete, sometime in PY 2024.

Home Repair

The Home Repair Program met over half of its goal during the program year. This is largely due to process improvements that continue to be implemented and procurement processes. The Home Repair Program continues to partner with the Public Works Department to provide more efficient services in permitting. During PY 2023, the Home Repair Program completed 19 home repairs.

Discuss how these outcomes will impact future annual action plans.

Preserve and Expand the Supply of Affordable Housing

Rental Housing

The Qualified Application Plan (QAP) for the State of Texas tax credit program encourages development in High Opportunity Areas. As a result, HCD will likely forecast fewer HOME income-restricted units in the future years as construction costs keep increasing and the City promotes affordable home development in higher income neighborhoods. HCD continues to encourage developments in high opportunity areas within the City by offering letters of support to





developments that align with the City’s efforts to build affordable rental homes near valuable neighborhood services and other amenities. By working closely with developers, HCD has continued success in assisting developers with receiving tax credits in Houston. Of the 8 developments in the region that were awarded 9% tax credits in the summer of 2024, all of them are located within the Houston city limits. HCD continues its efforts to identify additional funding sources to provide both new and high-quality rehabilitated affordable rental homes and will continue supporting developments through resolutions of support. In addition, HCD will continue its proactive approach to contact appropriate developers who own developments that are nearing the end of the affordability period on their income-restricted units to offer various possibilities to increase or renew the properties’ affordability period. These efforts may be shown in future Annual Action Plans.

Home Repair

The Home Repair Program projects that it will meet its PY 2024 goals. Future CAPERs will provide updates on the implementation of any updates to program guidelines, application processes, and funding sources, as well as implementation timelines for home repair activities. It is anticipated that the completed number of homes will be constant or increase in future years as staff implement new processes to increase efficiencies. HCD will continue to dedicate staff to improve the permitting process, which ultimately helps streamline the home repair process.

Include the number of extremely low-income, low-income, and moderate-income persons served by each activity where information on income by family size is required to determine the eligibility of the activity.

Table 16 – Number of Persons Served

Number of Persons Served	CDBG Actual	CDBG-CV Actual	HOME Actual
Extremely Low-income (0-30% of AMI)	4,870	1,959	11
Low-income (31-60% of AMI)	2,332	360	2
Moderate-income (61-80% of AMI)	767	22	0
Total	7,969	2,341	13

Narrative

HCD strives to maximize all available funding for the benefit of low- and moderate-income households and has worked to increase the supply of, and access to, affordable housing. The CDBG and HOME information contained in Table 15 comes from the IDIS PR23 report under Housing, and the number of persons served with CDBG-CV was compiled from IDIS PR23 report and IDIS activities using CV funding. In addition to the number of persons served as shown in this table, one HOME funded rental home development was rehabilitated and completed in PY 2023 and will result in 29 rehabilitated, City of Houston, income-restricted rental homes being added to the available pool of affordable rental housing. Additional information on the number of persons provided housing related assistance through CDBG funded public service activities can be found in the accomplishment table in CR-05.





CR-25 Homeless and Other Special Needs 91.220(d,e); 91.320(d,e); 91.520I

Evaluate the jurisdictions progress in meeting its specific objectives for reducing and ending homelessness for the following:

Reaching out to homeless persons (especially unsheltered persons) and assessing their individual needs

Housing and Community Development (HCD) and The Way Home: An Integrated Response to Homelessness

HCD invests in the homeless response system, known as The Way Home, by providing Emergency Solutions Grants (ESG) and Community Development Block Grant (CDBG) funding, along with state and local resources. These funds support social service organizations in assessing and addressing the needs of individuals experiencing homelessness, thereby strengthening the overall social service system. HCD collaborates closely with the Coalition for the Homeless of Houston/Harris County (CFTH) and other partners within The Way Home to align funding, uphold community-adopted priorities, and meet the needs of residents who are currently or at risk of becoming homeless.

The Coalition for the Homeless of Houston/Harris County (CFTH) is a 501(c)(3) nonprofit organization serving as the designated coordinating agency for The Way Home. CFTH plays a crucial role in fostering collective impact by uniting partners and maximizing resources to move people experiencing homelessness into permanent housing with supportive services.

Collaborative Efforts and Resource Allocation

As the designated coordinating agency, CFTH collaborates extensively with HCD and a wide range of partners across the Continuum of Care (CoC), including public, private, governmental, and nonprofit entities. Our efforts focus on

- Tracking trends and identifying needs within Houston and surrounding areas
- Allocating resources toward housing and stability services
- Building relationships to enhance the effectiveness of the CoC

Strategic Goals and Community Engagement

HCD, CFTH, and The Way Home aim to end homelessness by driving strategies to address the community's needs and the goals of the [Five-Year Community Plan to End Homelessness](#), which was developed in 2021 with the input of people with lived experience of homelessness, homelessness assistance providers, stakeholders, and public officials throughout the CoC.

Annual Point-in-Time Count

CFTH organizes the annual Point-In-Time (PIT) Count and Survey, which measures the number of people experiencing homelessness, both sheltered and unsheltered, in the CoC's region (Harris, Fort Bend, and Montgomery counties, Texas). This "snapshot" provides valuable data on trends and the effectiveness of CoC programs and services. In PY 2023, HCD continued to support the annual PIT Count both financially and in active engagement.





Coordinated Access System (CAS)

To enhance access to housing and services, the CoC has implemented a Coordinated Access System (CAS), which standardizes the assessment and referral process across The Way Home. The CAS triages, assesses, matches, and refers individuals experiencing homelessness to the most appropriate housing and service intervention(s) available. The CAS is the sole referral method for all homeless programs and services, with a Coordinated Access (CA) assessment serving as the first step toward assistance for individuals experiencing homelessness.

CA assessments are conducted at various Assessment Hubs throughout the CoC, including many day centers and emergency shelters. The CoC also works with adjacent systems, such as hospitals and jails, to ensure that individuals who were experiencing homelessness prior to entering one of these facilities, can access the assessment process.

The CAS continues to evolve, optimizing access for both sheltered and unsheltered individuals experiencing homelessness. Community-wide Homeless Outreach Teams are trained as CA Assessors and Housing Navigators, ensuring that those experiencing unsheltered homelessness have full access to available housing and service opportunities.

Homeless Management Information System (HMIS) and Prioritization

The CA assessment is completed by Housing Assessors using the Homeless Management Information System (HMIS), a data collection tool designed to capture client-level, system-wide information about homelessness. A locally developed Housing Prioritization Tool helps prioritize individuals for referrals based on their needs, determining the best housing or service intervention to swiftly end their homelessness.

An Integrated Response to Homelessness

The collaborative efforts of HCD, CFTH, and The Way Home's extensive network of partners are pivotal in addressing homelessness in Houston and its surrounding areas. Through targeting funding, strategic planning, and comprehensive data collection, The Way Home works together to create a robust social service system. The CAS ensures streamlined and equitable access to housing and supportive services, while initiatives like the PIT Count provide critical insights into community needs and program effectiveness. Together, these efforts contribute to the ongoing mission to end homelessness, demonstrating a strong commitment to supporting the most vulnerable members of the community and fostering a more inclusive and compassionate society.

Addressing the emergency shelter and transitional housing needs of homeless persons

In PY 2023, HCD continued to fund social service agencies to address the emergency shelter and transitional housing needs of people experiencing homelessness. These services included case management, direct rental and/or utility assistance, and operational support for overnight shelter facilities. HCD's ESG funding specifically targeted emergency shelter needs, ensuring that facilities could operate efficiently and safely.

As part of the strategy to improve the community-wide coordination of ESG implementation, the CoC collaborated with local ESG recipients to optimize the system, particularly for emergency shelters impacted by COVID-19. This involved restructuring funding processes and implementing the community Diversion program to prevent homelessness before it occurs. By enhancing prevention resources and streamlining shelter operations, the CoC aims to reduce the demand for emergency shelter, allowing the system to stabilize and work towards the ultimate goal of equilibrium and effectively ending homelessness.





Helping homeless persons (especially chronically homeless individuals and families, families with children, veterans and their families, and unaccompanied youth) make the transition to permanent housing and independent living, including shortening the period of time that individuals and families experience homelessness, facilitating access for homeless individuals and families to affordable housing units, and preventing individuals and families who were recently homeless from becoming homeless again

Comprehensive Strategies for Successful Solutions

It is important to connect people to permanent housing with the right level of services to ensure their success. Housing solutions must be flexible, client-centered, easily accessible, and paired with support services that are essential to long-term stability. Returning to homelessness after obtaining housing is both re-traumatizing and an inefficient use of assistance resources.

To address these issues, CFTH hosts the Pipeline Workgroup, designed to monitor public investments in affordable, quality, and accessible housing, and to align resources with the CoC's goals outlined in the [Five-Year Community Plan to End Homelessness](#)

- Expand the supply of Permanent Supportive Housing (PSH) to meet the current system gap of 1,900 units for single adults and youth
- Expand the annual supply of Rapid Re-Housing (RRH) to meet the current system gap of 1,165 annual slots for single adults, families, and youth
- Provide rehousing navigation support by recruiting and retaining a reliable supply of landlords and rental units
- Implement a “moving on” strategy, targeting up to 20% of current PSH residents to transition to affordable housing for the general population, thus freeing up PSH for new tenants
- Establish, support, and use all available homeless preferences for affordable housing resources and assets available through public housing authority (PHA) properties, multi-family developments, and Low-Income Housing Tax Credit developments

HCD's Role in Expanding Affordable Housing

In PY 2023, HCD continued its involvement in the CoC Pipeline Workgroup and engagement alongside the CoC lead agency, CFTH, to develop new affordable and accessible PSH in Houston.

HCD is dedicated to leveraging federal, state, and local resources in partnership with Harris County and the CoC to fund Permanent Supportive Housing (PSH) and Rapid Re-Housing (RRH) for families with children, veterans, and unaccompanied youth. The CoC's CAS identifies those most in need of PSH or RRH, including people who are chronically homeless, families with children, veterans, persons fleeing domestic violence, and unaccompanied youth. This system ensures that resources are allocated efficiently and that those most in need receive appropriate support.

- PSH provides long-term rental assistance and supportive case management for chronically homeless households, ensuring they receive the necessary support to remain stably housed.
- RRH assists households to return to permanent housing quickly by offering short-term case management and financial assistance.

These interventions have proven to be highly effective, with over 90% of participants achieving housing stability.





Helping low-income individuals and families avoid becoming homeless, especially extremely low-income individuals and families and those who are: being discharged from publicly funded institutions and systems of care (such as health care facilities, mental health facilities, foster care and other youth facilities, and corrections programs and institutions); or, receiving assistance from public or private agencies that address housing, health, social services, employment, education, or youth needs.

Diversions Programs and Short-Term Financial Assistance

In PY 2023, HCD utilized state and federal grants to support agencies providing homelessness prevention assistance through

- Diversion, a three-month program aimed to prevent people from entering homelessness by addressing their immediate needs and goals. Diversion focuses on avoiding trauma, enhancing stabilization, and self-sufficiency
- Short-term subsidies to defray rent and utility arrearages for families that have received eviction or utility termination notices or are experiencing a hardship that may lead to homelessness
- Security deposits and first month's rent to permit homeless families to move into their own apartments
- Mortgage payments through the City's HOPWA program

Preventing Homelessness and Increasing Income Stability

Preventing homelessness, especially family homelessness, is a priority for the City of Houston CFTH, and all partners of The Way Home. CFTH supports the CoC service providers, many of whom are CDBG and/or ESG subrecipients, in implementing strategies that keep families stably housed and increase income. By offering case management and connecting families with resources, the CoC works to reduce the risk of homelessness.

Coordination and Standards for Case Management

As part of the community-wide coordination of ESG and CoC funding processes, the CFTH has collaborated with local ESG recipients to establish New Case Management Standards. These Standards ensure consistent and effective support across all participating agencies and partners of The Way Home.

HCD continues to work with CFTH and partners of The Way Home to review and promote data quality for all projects serving people experiencing homelessness in the greater Houston region. This involves utilizing the HMIS and implementing program performance standards to drive ongoing improvements to program performance and service delivery. These efforts are crucial to making data-driven decisions about resource allocation and investment, as well as the impact and support provided to those most vulnerable in our community.

Connecting Clients to Mainstream and Supportive Services

The CoC continues to execute memorandums of understanding (MOUs) with mainstream and other homeless service providers to facilitate access to essential services beyond ESG programs. The MOUs help clients navigate and easily access mainstream services that might have a cumbersome application process or a long waitlist. For example, protocols have been developed for warm handoffs to

- United Way's THRIVE programs, which aim to enhance family self-sufficiency and financial mobility
- Two local Public Housing Authorities to enhance the navigation process and access to housing choice vouchers





- Direct connections to the Local Mental Health Authority
- Connections to Workforce Solutions and other income supports to improve income stability

Additional services include those listed in 24 CFR 576.400(c), the SOAR program, and locally funded programs aimed at increasing income and improving health outcomes for those experiencing homelessness.

Conclusion: Comprehensive Strategies for Ending Homelessness

The collaborative efforts of HCD, CFTH, and partner agencies of The Way Home underscore a comprehensive and integrated approach to ending homelessness. Through targeted funding, strategic planning, data-driven initiatives, and a client-centered approach, these organizations work together to end and address homelessness in our community. Although many programs within the CoC have proven to be successful, the emphasis is on permanent housing paired with supportive services because it works. By coordinating with a wide network of partners and leveraging local, state, and federal resources, the CoC aims to end and prevent homelessness, support those in need, and ultimately create a pathway to stable, independent living for all. These coordinated efforts are critical in fostering a more inclusive and compassionate society where every individual has access to safe and affordable housing with the support necessary to stabilize and thrive.





CR-30 Public Housing 91.220(h); 91.320(j)

Actions taken to address the needs of public housing

The Houston Housing Authority (HHA) provides affordable homes and services to more than 60,000 low-income Houstonians, including over 19,000 families housed through the Housing Choice Voucher Program. HHA and its affiliates own and operate 24 housing communities with more than 5,200 units for families, seniors, persons with disabilities, and other residents. HHA also administers one of the nation’s largest Veterans Affairs Supportive Housing (VASH) programs exclusively serving homeless veterans.

The following table summarizes HHA’s preliminary estimated funding for FY 2024. Actual amounts may vary. Please note that HHA’s current fiscal year ends on December 31, 2024 and therefore, the financial resource estimates cross over two different CDBG program years.

Table 17 - HHA FY 2024 Estimated Financial Resources

Source	Amount
Housing Choice Voucher Program	\$180,047,216
Mainstream Voucher Program	\$4,767,193
Mod Rehab Voucher Program	\$1,367,579
Emergency Housing Voucher Program	\$8,457,675
Continuum of Care Program	\$4,179,525
Section 8 New Construction	\$3,126,875
Public Housing Operations	\$26,915,555
Capital Fund Program	\$8,569,461
Resident Services/Self-Sufficiency	\$427,680
Jobs Plus Grant	\$525,750
Central Office	\$8,447,938
Business Activities	\$30,803,625
Real Estate Component Units	\$21,323,099
State/Local	\$604,473
TOTAL	\$299,563,645

HHA’s program accomplishments related to the public housing and Housing Choice Voucher programs over the past year include:

Soar 2034 Plan

HHA developed the Soar 2034 strategic framework to reposition the Public Housing portfolio and create new affordable housing in the City of Houston through the creation and expansion of public/private partnerships and the use of private capital. Soar 2034 is the culmination of over two years of planning in which Public Housing properties have been thoroughly assessed by third party professionals including architects, engineers, appraisers and environmental consultants. Houston’s Public Housing portfolio has capital needs of over \$300 Million. Conversion tools provided by HUD will enable HHA to access private capital through public/private partnerships to reposition the public housing portfolio. HUD’s Rental Assistance Demonstration (RAD) Program removes properties from the Public Housing Program and transitions them to the Section 8 platform to assure continued affordability for residents. Over the next several years, HHA will utilize RAD along with other HUD conversion tools to reposition all public housing communities, building on the RAD successes noted below.





Choice Neighborhoods Implementation Grant

Building on a two-year community-based planning and visioning process, a comprehensive Transformation Plan for Cuney Homes and the Third Ward neighborhood was prepared and submitted to HUD in March 2023. Subsequently, HHA and the City of Houston, in collaboration with developer and supportive service partners, submitted an application for Choice Neighborhoods Implementation grant funding for Cuney Homes, and was awarded \$50 million by HUD in July 2024. Grant funds will leverage over \$650 million in housing development, neighborhood improvements, educational and supportive service programs.

Housing Mobility Grant

HHA secured a \$5 million HUD Housing Mobility Grant in December 2023 which will help to expand housing choice for HCV program participants. Program implementation has begun and will ultimately assist up to 1000 HCV participating families to access "opportunity neighborhoods" where they can take advantage of job opportunities, high-performing schools, low crime rates and other neighborhood amenities and resources.

Older Adult Home Modification Grant

HHA also received a \$1.25 million grant in 2024 to help senior citizens stay in their homes with the goal of long-term independence, rather than reliance on nursing homes or assisted care centers. The program provides funds for home improvements, such as installing wheelchair ramps and other accessibility enhancements.

Heat Relief Initiative

In response to heat emergencies impacting the region and agency residents, HHA took a historic step forward by introducing the \$2 million "Heat Relief Initiative" for public housing communities. This unprecedented program will provide air conditioning for every resident living in HHA public housing properties. HHA began installation of 1,615 AC units at three public housing properties: Cuney Homes, Irvington Village, and Kelly Village.

Family Self-Sufficiency and Affordable Homeownership

Through HHA's Family Self-Sufficiency (FSS) and Homeownership programs, facilitated and supported 26 FSS participants who graduated with earned escrows totaling \$315,572. Overall, the FSS program assisted 649 non-elderly, non-disabled households in working towards economic self-sufficiency. Through HHA's Homeownership Program, 24 families became first-time homeowners.

HHA Training Center

HHA established and is currently implementing an innovative affordable housing training center in collaboration with NMA. The Center provides affordable housing training programs and certifications for both HHA and other agency staff.

Waiting List Opening

HHA opened the public housing wait list for a thirty-day period in early 2023 following an extensive community outreach process.

Call Center Improvements

HHA enhanced call center operations with new contractor support to reduce wait times and improve overall customer service.





Capital Fund and Rental Assistance Demonstration Program

HHA obligates and expends its HUD Capital Fund Program (CFP) allocation to address the most severe capital needs of aging public housing developments. The current CFP grant is less than \$9 million; thus, without additional funding HHA will remain significantly short of the resources required to implement the Soar 2034 Plan and adequately address the portfolio's documented capital needs of over \$300 million.

In addition to the strategic framework provided in the Soar 2034 Plan, HHA's capital improvement plans and activities are detailed in the 5-Year Action Plans that are updated annually and posted for public comment as part of the Annual PHA Plan process. As noted in the Annual Plan, HHA is in the process of converting its public housing developments to project-based assistance through HUD's Rental Assistance Demonstration (RAD) program to ensure preservation of affordability and provide additional capital funds to address long-term capital needs. RAD provides extensive resident protections and a more stable funding platform than the existing public housing program.

To date, HHA has successfully converted the following developments to the Project Based Voucher program under RAD

- Historic Rental Initiative/Victory Place
- Sweetwater
- Allen Parkway Village
- Historic Oaks of Allen Parkway Village

Over the next year, HHA plans to commence the RAD conversion process for the following developments: Bellerive, Lyerly, Kennedy, Lincoln Park, Fulton Village, Oxford Place and Heatherbrook.

Actions to encourage public housing residents to become more involved in management and participate in homeownership

HHA encourages resident involvement in the development of policies and programs. For example, HHA extensively involved residents in the development of plans for the new Moving to Work Program including the planned rent reform evaluation program. Also, HHA encouraged participation among public housing residents by hosting a variety of programs that promoted self-sufficiency and independent living, in the last year.

HHA is actively working to assist public housing and HCV program residents to become homeowners. As noted, last year, 24 HHA families became first-time homeowners.

Actions taken to provide assistance to troubled PHAs

HHA has not been designated as a troubled PHA by HUD. Therefore, no actions were necessary on the part of HCD to provide assistance to remove such designation.





CR-35 Other Actions – 91.220(j)-(k)

Actions taken to remove or ameliorate the negative effects of public policies that serve as barriers to affordable housing such as land use controls, tax policies affecting land, zoning ordinances, building codes, fees and charges, growth limitations, and policies affecting the return on residential investment. 91.220 (j); 91.320 (i)

HCD's actions taken to address regulatory barriers, in PY 2023, are described below.

- Address housing market conditions that inhibit low- and moderate-income persons from obtaining decent housing
 - Continued to increase the supply of affordable homes in Houston by funding new construction and repair of affordable rental and homeowner homes through a variety of programs.
 - Assisted 69 low- and moderate-income families achieve homeownership by providing down-payment and closing cost assistance using CDBG funding.
 - Issue Resolutions of Support for the Competitive (9%) Housing Tax Credit application process to promote the development and preservation of affordable housing.
- Invest in building code enforcement and lead hazard remediation to abate deterioration of housing stock
 - Improved and built homes for low- and moderate-income homeowners through the repair and building of single family homes, using entitlement and non-entitlement funding sources.
 - Reduced lead-based paint hazards in homes occupied by low- and moderate-income families by partnering with HHD and providing matching funding for federal grants.
 - Engaged in code enforcement activities carried out by the City's Department of Neighborhoods to address code violations.
- Strengthen intergovernmental relationships to resolve regulatory issues
 - Communicated with TDHCA regarding updates to the Qualified Allocation Plan (QAP) as needed, which will continue in PY 2024.
 - Coordinated with HUD and GLO officials to request waivers to certain standards, as needed.
 - Continually improved HCD's monitoring and compliance function to detect and address inconsistencies and/or conflicts among federal, state, and local grant and regulatory requirements.
 - Continued to provide technical assistance to nonprofit and for-profit affordable housing developers and public service agencies regarding new or changing requirements.
 - Continued to refer fair housing complaints to substantially equivalent agencies and the regional HUD office, which are equipped and trained to manage such complaints effectively and efficiently.
- Use education to encourage policy decisions and public support that positively impact affordable housing
 - Continued partnering with community agencies annually to ensure that contract compliance emphasizes the promotion of small businesses and educates these businesses on the various certificates available to them, including Minority, Women, Disadvantaged, Small Business Enterprise (MWSBE) and Section 3.
 - HCD's Contract Compliance team also offers hands-on guidance to assist small businesses and workers in successfully navigating the application process to help empower small businesses and their communities.





HCD continued to work to identify regulatory barriers to affordable housing within local codes, regulations, and policies. These efforts will continue in PY 2024.

Actions taken to address obstacles to meeting underserved needs. 91.220(k); 91.320(j)

Actions to Address Obstacles. Three obstacles to meeting the needs of the underserved identified in the 2020-2024 Consolidated Plan are (1) the lack of resources (both program resources and personal resources of the underserved), (2) the lack of service or housing availability, and (3) the lack of knowledge of programs.

The underserved are low- and moderate-income households that have a member that is elderly, is a child, has a disability, or has a quality of life-limiting medical condition. The underserved also include individuals experiencing homelessness or victims of domestic violence. Characteristics of the underserved population may include fixed incomes, unemployment or underemployment, living in aging housing stock, language barriers, and physical limitations to access services.

HCD carried out the following strategies and actions during PY 2023 to address identified obstacles to meeting underserved needs.

Leveraging its resources

- HCD continued to implement programs through special grants and support funding applications for various non-profit agencies and housing developers.
- HCD continued partnering with housing and service organizations to create permanent supportive housing for the chronically homeless.
- HCD continued to work with HHA to efficiently utilize special funds to provide rental assistance for extremely low- and low-income residents.
- HCD staff continued to research competitive grant opportunities to fund and enhance community development activities in Houston.
- HCD researched ways in which funded activities, such as development of affordable rental units, could be paired with other funding sources or programs, such as on-site public services availability, to lower costs for residents or make services easily available.
- HCD prioritized selection of public services agencies and home developers that leveraged other funding sources with entitlement funds.
- HCD continued to seek partnerships with entities in the private sector, such as banks, realtors, builders, and non-profits to fund trainings and utilize volunteer resources.
- HCD continued to work with the Houston Land Bank to provide and preserve affordable homes.
- HCD partnered with Harris County to fund the Emergency Rental Assistance Program and the Eviction Intervention Program to families who were economically impacted by COVID-19. HCD also funded emergency shelter and rapid rehousing to assist families who experience homelessness due to COVID-19. HCD also leveraged funding from HUD to support COVID-related activities.
- HCD continued to work with the Coalition for the Homeless to expand the Community COVID Housing Program (CCHP), using a variety of funding sources to provide permanent supportive housing, rapid re-housing, and diversion services for families impacted by COVID-19.





Assisting households increase their income and assets

- HCD continued to fund public services, including job training and other assistance programs, like childcare, to help individuals secure a job to increase their family income.
- HCD's Compliance and Monitoring Division facilitated training and routinely monitored contractual compliance to ensure that contractors were adhering to Section 3 guidelines to provide job training, employment, and contract opportunities to low-income residents. The Davis Bacon Act is also enforced to ensure contractors and sub-contractors pay the prevailing wage rates to employees.
- The Homebuyer Assistance Program provided financial assistance to income-eligible households that otherwise could not afford to purchase a home due to the lack of funds for a downpayment and other fees associated with a home purchase.
- HCD also raised the maximum assistance amount for its Homebuyer Assistance Program from \$30,000 to \$50,000 in PY 2023.
- HCD continued to look for new ways to create job opportunities for low- and moderate-income people through existing funding resources.

Making housing and services available for the underserved

- HCD prioritized housing and services to those in most need, including populations with special needs.
- Rapid re-housing activities, using ESG funds, targeted homeless individuals and those who were victims of domestic violence.
- HCD continued to address the rental housing needs of the underserved by giving preference to developments that serve the elderly, persons with a disability, or persons who have experienced homelessness in the selection process. Housing developments assisted with entitlement funds continued to comply with Section 504 requirements to make housing available to persons with disabilities.
- HCD continued to make fair housing presentations to residents, including to refugees, providing information about renter's rights.
- The City of Houston and Harris County continued to partner in the Houston-Harris County Emergency Rental Assistance Program. This program worked with experienced community social service agencies that support renters with their applications for rental assistance and connected families to additional services such as food, healthcare, job training and legal services. The Navigators are located throughout Houston including in many neighborhoods that have been historically underserved.
- The City of Houston, Harris County, and the CoC also continued to partner in the Community Covid Housing Program (CCHP) to deliver services that help to house people experiencing chronic or literal homelessness or rehouse people who have recently become homeless or housing instable.

Advertising available services to the underserved

- HCD Outreach staff made presentations and attended community events to advertise HCD's existing services and reached 7,046 residents.
- HCD held virtual public hearings to reach low-income residents and agencies that serve special needs populations. The hearings were available through virtual platforms like Microsoft Teams and Facebook Live, and the hearings were also held in-person. HCD utilized live open captioning and a Spanish interpreter for each meeting and posted a video of the hearings and the presentation slides for viewing and commenting. Aside from the public hearings, Annual Action Plan commenters were able to comment online, by phone, by email, and by postal mail.





All planned actions were addressed, and while no specific changes are planned, HCD always looks for ways to maximize the impact of its programs and activities on the lives of Houston's underserved populations.

Actions taken to reduce lead-based paint hazards. 91.220(k); 91.320(j)

Lead-Based Paint Hazard Control Program (LBPHC)

HCD and HHD's Bureau of Community and Children's Environmental Health (BCCEH) worked closely to eliminate childhood lead poisoning by performing lead hazard reduction. Beginning in 1996, HHD received federal funding from HUD to reduce lead-based paint hazards and establish Healthy Homes principles in low- and moderate-income homes within the City of Houston. The LBPHC Program is funded by the Lead Hazard Reduction Demonstration (LHRD) Grant.

During PY 2023, Houston Health Department continued to carry out lead hazard reduction and remediation services by way of an interdepartmental agreement with HCD. The CDBG-funded interdepartmental agreement provided match funds for HHD's LHRD grant. HHD remediated 29 homes in PY 2023.

Home Repair Program Lead Activities

For home repair activities, HCD utilized qualified contractors to perform lead-based paint testing and risk assessments for homes built before 1978. Staff ensured that contractors who carried out the repairs were certified for lead hazard abatement and addressed lead hazard according to regulations and requirements. HCD staff obtained a lead clearance letter from the contractors after repairs were finished and ensured that the delivery of repair services was provided in a timely, efficient, and healthy manner.


Actions taken to reduce the number of poverty-level families. 91.220(k); 91.320(j)

HCD supported services that assisted poverty-level families in a variety of ways to enable families to gain more income. Support services, such as affordable childcare through SEARCH and the Child Care Council, helped parents pursue education, job training, and become employed in higher wage work. HCD continued the funding of juvenile delinquency programs that promote job prospects and cultural awareness and help provide opportunities to the youth to rise out of poverty. HCD also supported employment services and training programs to help improve the skills of job seekers and to help them find appropriate, decent jobs with a livable wage. The Houston Public Library (HPL) Mobile Express, a mobile computer-training lab, brought job training and computer training to 5,118 persons in underserved communities, increasing job prospects for families in poverty. Other employment services funded during the year were through Capital IDEA, HEART Educational Programs Inspiring Communities, and the Village Learning Center.

Creating equity and financial security through homeownership is a long-term strategy for poverty-reduction for low- and moderate-income families. Through direct financial assistance, HCD assisted 69 households achieve homeownership with CDBG funds and helped them move towards greater self-sufficiency by building long-term assets.

As a strategy to create more affordable housing opportunities for low- and moderate-income persons, HCD also partnered with the Houston Land Bank in PY 2023. HCD continues to partner with the Houston Land Bank to create new homeownership opportunities for residents. Acquired sites are developed into mixed-income properties through HCD's Affordable Home Development Program, with over 51% of the new homes available to households earning up to 80% AMI. These new affordable homes are close to jobs, parks, and services. The Houston Land Bank and HCD





through the New Home Development Program build homes for low- and moderate-income homebuyers throughout the city.

Actions taken to develop institutional structure. 91.220(k); 91.320(j)

All actions proposed in the plan were undertaken during the program year. Changes were made, as needed, to more efficiently and effectively administer grant programs and to meet the goals and objectives, as planned, and as amended. HCD continued its efforts to respond and adapt to the changing environment in which it operates by evaluating needs related to institutional structure and implementing revisions, as needed.

Internally, HCD is comprised of several major functions: Program Areas (Multifamily Development, Public Facilities, Public Services and Economic Development, and Single Family), Financial Services, Operations, Planning and Grant Reporting, Compliance and Grant Administration, and Communication and Outreach Divisions. The current structure highlights HCD's commitment to ensuring that all functions perform in a concerted manner to guarantee an efficient use of public and private resources that maximize output in the form of accomplishments. Underlying this effort is the recognized need to maintain a high level of coordination on projects involving other City departments and/or outside agencies.

HCD addressed gaps and improved institutional structure using the following strategies

Reduced and/or alleviated any gaps in services and expedited the delivery of housing and community development improvements (primarily affordable housing) to eligible residents.

- HCD and other City Departments continued to build efficiencies and capacity to carry out programs.
- The activities performed by the Mayor's Office for Homeless Initiatives have moved under HCD, which will now lead the planning efforts related to ending homelessness and advancing permanent supportive housing.
- HCD worked with the CoC, subrecipients, other City Departments and regional agencies to provide assistance to families and homeless residents, including those impacted by COVID-19.
- HCD continues to refine department policies and program guidelines to ensure that programs using different funding sources align and complement other programs.
- With CDBG-DR17 funding, HCD's homebuyer assistance activities continued to assist households earning up to 120% of the area median income. Program staff continued to market to the public and those working in the homebuyer industry.
- HCD continues to support tax credits to encourage development that will allow multifamily developments for affordable housing to be available in all sections of the city.
- During PY 2023 HCD issued an RFP for Master Contractor Agreements to help expand the pool of available home repair contractors.
- HCD continued to work through its list of applications for the Home Repair Program in anticipation of a new round of applicants in PY 2024.

Used high level of communication and project coordination among City departments and supported the City's efforts to revitalize and/or stabilize low- and moderate-income neighborhoods.

- HCD partners with the Health, Library, and Parks and Recreation departments, Houston Public Works, as well as the Mayor's Office on a variety of community improvement



projects in low- and moderate-income neighborhoods. HCD continued to refine ways to communicate regulations to other City departments and streamline the LOA procedures.

- HCD meets regularly with the Planning Department to enhance services and meet the needs of residents.
- Continued to support Houston Public Works, including supporting staff, in the effort to expedite the permitting process for new affordable homes and update the City's codes.

Worked with and financially supported various Community Housing Development Organizations (CHDOs) operating in low- and moderate-income neighborhoods to build affordable housing for the elderly, veterans, and other special needs populations.

- Selected CHDOs continued the planning and construction process for new affordable single family homes in PY 2023.
- HCD is accepting unsolicited proposals to increase the number of CHDOs. Currently, HCD is partnering with three CHDOs, which include A Caring Safe Place, Change Happens, CDC, and Heart of Houston CDC, Inc.
- A NOFA was issued at the end of PY 2023 to begin development on a roughly 12-acre site to build new affordable single family homes.

Continued to cultivate strong working relationships with local financial institutions to ensure the availability of private funding for housing projects and low- and moderate-income homebuyers.

- HCD continued to reach out to realtor associations, including those representing minorities and realtors working in low-income areas of Houston, to advertise HCD's Homebuyer Assistance Program and Affordable Home Development Program.
- HCD worked with finance agencies to further economic development initiatives, including those funded with Section 108 and EDI.

Actions taken to enhance coordination between public and private housing and social service agencies. 91.220(k); 91.320(j)

HCD continues to share a common vision with its partners in the public and private housing and social service sectors. That vision promotes community development and the leveraging of resources to maximize program outcomes. HCD continued to enhance coordination efforts between housing and social service agencies in PY 2023. Some of these efforts are described as follows.

HCD worked with developers and local public service agencies to provide much needed social services to residents of HCD funded multifamily housing developments. Of the developments that were completed, initiated, or under construction during the 2023 program year, most offered some form of on-site social services. Social services are an important aspect of affordable multifamily housing developments. By providing social services, HCD continued to create a safe, supportive community for the low- and moderate-income Houstonians most in need, such as seniors, homeless persons, persons with disabilities, and families.

Examples of HCD funded projects and the types of services provided are shown in Table 18. Coordination efforts between HCD and public and private housing and social service agencies can also be seen in our response in CR 25 - Homeless and Other Special Needs, which details HCD's work with the Coalition for the Homeless Houston/Harris County and the Continuum of Care.





Future actions will change based on the results of the current year, by exploring more collaborations in funding projects for the community and in application results from RFPs issued throughout the CoC. The relationship between the Housing Authorities, Harris County, and the City of Houston continues to develop, and there are possibilities of future joint ventures. The government funders meet regularly to discuss current and future projects in the pipeline to systematically plan projects. The continuation of technical assistance for ESG and HOPWA programs will play a significant role in future actions.

In PY 2023, planned efforts to enhance coordination between housing and social service agencies included the following

- *Coalition for the Homeless Houston/Harris County, Continuum of Care (CoC), and Addressing Homelessness.* See responses in CR-25 – Homeless and Other Special Needs Populations.
- *Economic Development.* HCD coordinated with Houston Business Development Inc. (HBDI), which is Houston’s only Community Based Development Organization (CBDO) to enhance its capacity to provide funding and technical assistance to small businesses that create jobs for or are owned by low- and moderate-income persons. HCD is working with HBDI to create new job training opportunities at Bethune Empowerment Center.
- *Disaster Recovery.* The City of Houston continued coordinating with the Texas General Land Office (GLO) and Harris County in the planning and implementation of disaster recovery programs following the devastating impact of Hurricane Harvey on Houston.
- HCD also partnered with the CoC with CCHP to address the need of housing, diversion, shelter, and supportive services for households experiencing homelessness. HCD will continue to coordinate with regional agencies to provide assistance with braided resources including HOME-ARP funds.





Table 18 – Examples of HCD funded projects with onsite/coordinated social services

Project	Population Served	Group Therapy/ Substance Abuse Counseling	Vocational Training/ Employment Services	Case Management	Health Screening	Fitness Programs	Continuing Education/ Computer Classes	Financial Planning	Legal Services	After- school Activities
TRAVIS STREET PLAZA	Veterans	√	√	√	√				√	
NHH SAVOY	Families		√	√	√	√	√	√		√
VILLAS AT EASTWOOD (FENIX ESTATES)	Families	√	√	√			√	√	√	
VILLAGE AT HICKORY GLEN APARTMENT HOMES	Disabled		√	√		√	√	√		√
NHH HARRISBURG (SRO)	SRO	√	√	√			√			
LIGHT RAIL LOFTS	SRO	√		√	√	√				
LYDIA'S PLACE	HOPWA	√	√	√	√		√			
HOUSTON AREA WOMEN'S CENTER	Supportive Housing	√	√	√	√	√	√	√	√	√
NHH RITTENHOUSE	SRO		√	√			√			
WOMEN'S HOME PHASE II	Families	√	√	√	√		√			√
COTTAGES AT SOUTH ACRES	Families		√		√		√	√	√	√
HAY CENTER CAMPUS	Supportive Housing	√	√	√	√	√	√	√	√	√
TEMENOS PLACE	SRO	√	√	√	√	√		√		
NHH AVENUE J	Families		√	√	√	√	√	√		√
NHH REED RD	Families	√	√	√	√	√	√	√	√	√
AVENUE STATION	Families					√		√		√
INDEPENDENCE HEIGHTS	Families	√	√		√	√		√		√



Identify actions taken to overcome the effects of any impediments identified in the jurisdiction's analysis of impediments to fair housing choice. 91.520(a)

Summary of the 2020 Analysis of Impediments

As a part of the 2020-2024 Consolidated Plan, HCD conducted the 2020 Analysis of Impediments to Fair Housing Choice (AI) identifying the impediments and barriers to fair housing in Houston, Texas. The following are the impediments to fair housing choice identified to be addressed in PY 2022.

- Impediment 1: Discrimination in Housing
- Impediment 2: Lack of Knowledge About Fair Housing
- Impediment 3: Lack of Affordable Housing Options
- Impediment 4: Lack of Accessible Housing for Persons with Disabilities
- Impediment 5: Lack of Income/ Funding
- Impediment 6: Segregated Housing Patterns Based on Race, Ethnicity, and Economic Status
- Impediment 7: Lack of Access to Financial Education / Discriminatory Banking Practices
- Impediment 8: Imbalanced Distribution of Amenities, Services, and Infrastructure Between Neighborhoods
- Impediment 9: NIMBY Resistance
- Impediment 10: Lack of Transportation Options
- Impediment 11: Increased Health Hazard Exposure in Certain Neighborhoods
- Impediment 12: Lack of Communication Between Government and Residents

Some of the actions that took place in Houston to affirmatively further fair housing in PY 2023 include the following

- The City's Fair Housing Hotline provided free resources to 1,612 callers who had questions or concerns about various tenant, landlord, and fair housing issues.
- HCD staff continued to prioritize community partnerships, attending over 94 events and provided at least 7,046 individuals with information on HCD activities, programs and resources.
- HCD staff hosted the *Fair Housing Training for Subrecipients* training for a full day for staff from partner agencies who provide direct housing assistance and services to low- and moderate-income residents. HUD Fair Housing and Equal Opportunity staff made presentations and were available to provide on-site technical assistance. More than 50 staff members from partner agencies attended.
- HCD made fair housing presentations and provided fair housing information at events throughout the year. This includes six presentations for refugees and immigrants that are receiving support through Interfaith Ministries for Greater Houston.
- HCD used CDBG funds for fair housing activities in PY 2023, and one full time staff member worked on outreach/education.

More information about impediments and the actions taken during PY 2023, to address the impediments, can be found in the Appendix of this document.





CR-40 Monitoring 91.220(d,e); 91.520(c)

Description of the standards and procedures used to monitor activities carried out in furtherance of the plan and used to ensure long-term compliance with requirements of the programs involved, including minority business outreach and the comprehensive planning requirements.

Real Estate Compliance

Compliance with the Davis Bacon and related Acts includes ensuring the payment of prescribed hourly rates and investigating potential violations. During PY 2023, the total amount of restitution collected was \$36,769.34 for 18 employees. Monitoring practices consist of desk reviews, onsite visits, and employee interviews. Training sessions and technical assistance are also provided.

Annual multifamily project property inspections include evaluating the physical condition of the exterior and common areas of the properties and a random sampling of qualified units. The physical condition of the property includes apartment building, common areas and parking lots as well as identifying life, health, and safety issues. The results of this activity are detailed in the related response in CR-50.

The Loan Servicing section of the Real Estate Compliance division is responsible for ensuring those homeowners assisted by single family housing programs adhere to affordability period requirements as outlined in their contracts. This includes verification of occupancy through a variety of means. The total amount of payoff funds collected in PY 2023 was \$198,781.50, with 65 Releases of Liens executed.

The Real Estate Division also houses the Environmental Team that is responsible for ensuring all departmental projects, as well as sub-recipient projects, comply with the National Environmental Policy Act and HUD Environmental Requirements. During PY 2023, the Environmental Team conducted the following reviews: completed 1 Commercial/Public Facilities projects, plus an estimated 116 Single Family projects (including Homebuyer Assistance), 66 Public Service projects, and 126 projects for sub-recipients. The Environmental Team performs reviews on projects for outside agencies who receive HUD funds when they are not authorized to perform HUD environmental reviews on their own. The above count is limited to Entitlement, non-Disaster Recovery (DR) projects. Any changes in the total number of Entitlement-funded projects are likely a result of program changes. This is also true for projects done for subrecipients. As a point of note, the Environmental Team has also cleared a large volume of non-federally funded projects in addition to the aforementioned Entitlement projects.

Contract Monitoring

Subrecipients are monitored on a predetermined schedule through desk reviews, entrance meetings, documentation analysis, client interviews, and exit meetings. HCD also develops and issues compliance review reports, and when necessary, HCD performs follow-up reviews and closeouts. Monitoring involves in-person, telephone, email and written communications, analysis of reports and audits. Staff conducted 60 Annual Compliance Reviews during PY 2023.

Contract Compliance

Contract Compliance operates under federal and local directives that document specific steps to achieve compliance of program rules. Our administrative practices maximize Minority, Women Owned, Small Business enterprises (MWSBE) participation on projects awarded through housing; generate economic, employment and training opportunities for low- and very low-income persons





and businesses that employ such persons; promotes a quality workforce for employees through Pay or Play (POP) healthcare Incentives; and monitors occupancy covenants of affordable multifamily developments rented to low- and very low-income tenants for the entire period of affordability while being a voice in the community to promote, educate and connect residents and partnering organizations with housing resources and opportunities.

Minority Business Outreach

In 2013, the Houston City Council approved enhancements to the City's 30 year old goal-oriented Minority/Women-Owned/Small Business Enterprise (MWSBE) contracting program. Due to City Council's action, women-owned businesses were reinstated to the program. The citywide goal for construction contracts is 34% with a breakdown of 23% Minority Business Enterprise (MBE) 11% Women owned Business Enterprise (WBE). HCD monitors ongoing contractor compliance with Minority Business Enterprise MBE and Women owned Business Enterprise WBE participation goals in accordance with federal and local requirements. Although contract provisions were updated in 2018, HCD will update provisions, as needed, to comply with citywide goal requirements on applicable project types.

Comprehensive Planning Requirements

Staff participated in HUD trainings, including workshops, reviews/monitoring, and webinars. In the fall of 2023, HCD held two public hearings where residents could review accomplishments from the 2022 CAPER and provide input on the development of the 2024 Annual Action Plan. Two additional hearings were held in the spring of 2024, to solicit feedback from the public regarding planned activities in the upcoming program year. This year each set of public hearings had a virtual meeting on Microsoft Teams and HTV's Facebook Live and an in-person meeting at a central location in a low- and moderate-income neighborhood. The public comment period for the 2024 Annual Action Plan and any Annual Action Plan substantial amendments were advertised in the *Houston Chronicle* and community newspapers with appropriate translations, as needed, and relevant information was posted on HCD's website, to solicit public comments. HCD followed the approved Citizen Participation Plan to ensure continued compliance with comprehensive planning requirements.

Description of the efforts to provide citizens with reasonable notice and an opportunity to comment on performance reports.

The 2023 CAPER was available for public review and comment from August 31, 2024 to September 15, 2024. A notice was published in the *Houston Chronicle* on August 31st and posted on HCD's website on August 30th. The notice was also published in Spanish in *La Voz*, in the *Korean Business Journal*, and in *Southern Chinese Daily News*. Copies of the published notices are included in the Appendix. A draft copy of the CAPER was posted on HCD's website, and copies could be requested at HCD's office (2100 Travis Street). There were multiple ways for the public to submit their comments on the draft CAPER, including mail, e-mail, online form, and voicemail.





Program Specific Requirements

CR-45 CDBG 91.520(c)

Specify the nature of, and reasons for, any changes in the jurisdiction’s program objectives and indications of how the jurisdiction would change its programs as a result of its experiences.

HCD may implement programmatic changes as a result of its experiences in PY 2023. Efforts to innovate and implement best practices continue.

Activities and strategies making an impact on identified needs

All CDBG-funded programs and activities are making an impact on identified needs through the progress shown in the Annual and Strategic Plan accomplishments tables in CR-05. Many programs and activities have exceeded the Annual Action Plan goals identified for PY 2023.

Barriers having a negative impact on fulfilling the strategies and the overall vision

Funding caps on public services continue to be a barrier on CDBG-funded programs and activities. In addition, the following program specific barriers had a negative impact on fulfilling the overall planned strategies in the past year.

- The rising cost of building materials, appliances, and other goods due to the economic trends that began during the COVID-19 pandemic and continue today is affecting the rate at which HCD can complete the construction of new affordable single-family and rental homes. Despite this, HCD still intends to reach its goals in the upcoming program year.
- The rising cost of living is affecting the ability of some low- and moderate-income families to afford the cost of a new home, even with homebuyer assistance. HCD will continue to adjust program guidelines as necessary. HCD raised the level of homebuyer assistance in PY 2023 to help address this trend.

Status of grant programs

The IDIS PR26 states the following: Percent of Low/Mod Credit (100.00%), Percent of Funds Obligated for Public Services Activity (14.15%), and Percent of Funds Obligated for Planning and Administration (16.14%). HCD strives to fund the maximum amount of CDBG to public services; the City of Houston has a public services cap of 16.77%. HCD funded additional public services using CDBG-CV funding during PY 2023. The IDIS PR26 Report for CDBG-CV funding shows the following: Percent of Low/Mod Credit (100.00%), Percent of Funds Obligated for Public Services Activity (54.71%), and Percent of Funds Obligated for Planning and Administration (20.00%). HCD adhered to all requirements during PY 2023 and were within the established caps. Going forward, HCD will continue to review the impact of actual program income received in excess of estimates to maximize available funding for public services and planning and administration activities. HCD will also continue to shift eligible costs to project delivery, when possible, to lessen HCD’s administrative cost burden. Status of grant programs and activities can be seen in the IDIS PR03 report. At PY 2023 year-end, the IDIS PR03 contained 71 open activities and 103 completed activities.

Activities falling behind schedule

For programs/activities that did not achieve their PY 2023 goals, explanations are contained in CR05 and CR20.





Timely grant disbursements

The City met the timeliness test as of May 2024 to comply with 24 CFR 570.902 of the CDBG regulations regarding expending funds in a timely manner. HCD conducted the timeliness test for CDBG spending on May 2, 2024 and had an adjusted draw ratio of 1.46.

Major goals on target

Progress towards goals for CDBG-funded programs and activities can be seen in the accomplishments table and narrative discussion in CR05 - Goals and Outcomes or in the CR20 – Affordable Housing section responses.

Does this jurisdiction have any open Brownfields Economic Development Initiative (BEDI) grants?

Does this jurisdiction have any open Brownfields Economic Development Initiative (BEDI) grants?

Yes No





CR-50 HOME 91.520(d)

Include the results of on-site inspections of affordable rental housing assisted under the program to determine compliance with housing codes and other applicable regulations.

Inspectors conducted property inspections of multifamily developments, evaluating the physical condition of the properties, which included exterior and common areas and a random sampling of qualified units. The inspections were based on construction standards specified in the project's contract agreement, inclusive of applicable City codes and ordinances. Property inspection results were provided to the property owners for necessary corrections. Once corrections were made, the inspectors revisited the property to verify further compliance and to close the review. In PY 2023, 91 property inspections were conducted with a total of 8 findings.

A list of projects scheduled for on-site inspection, inspection results, a summary of issues identified, and follow-up actions is in the Appendix in the following documents: Multifamily Annual Compliance Review (ACR) Rental Housing, Minimum Property Standard (MPS) Rental Housing Inspection Summary, and Minimum Property Standard (MPS) Summary of Inspection Issues Identified tables, in the Appendix.

Provide an assessment of the jurisdiction's affirmative marketing actions for HOME units. 92.351(b)

HUD requires that recipients of HOME funds adopt an Affirmative Marketing Plan. HCD has developed policies and procedures covering both rental and homebuyer projects, which include dissemination of information, technical assistance to applicants, project management, reporting requirements, and project review. HCD Policy 22-19, outlining procedures to affirmatively market units funded by HCD programs, was included as an exhibit in required contracts for projects assisted with HOME funds that consisted of 5 or more units. The procedures set by this policy are meant to ensure the furthering of objectives in Title VIII of the Civil Rights Act of 1968 and Executive Order 11063, as amended.

The purpose of the HCD's affirmative marketing strategy is to provide housing choice for all residents through programs of voluntary assistance, affirmative marketing, outreach, and education. The strategy consists of actions that will provide information and attract eligible persons in the housing market, without regard to race, color, national origin, sex, religion, familial status, or disability. Affirmative marketing action supports fair housing to ensure that eligible persons from all protected groups are fully informed of available units for sale and/or rent, are encouraged to apply for available units for sale and/or rent and are given the opportunity to buy or rent the unit of their choice.

Technical assistance begins in the project approval stage and continues during periods of affordability. When HCD funds a project, monitoring staff contact the applicant and share HCD's Affirmative Marketing Plan requirements. Monitoring staff also assists the applicant on an as needed basis, in developing an Affirmative Marketing Plan, subject to HCD approval. The Affirmative Marketing Plan, pursuant to federal regulations, outlines strategies to inform the public about their housing opportunities, requirements, and practices that the owner must adhere to in executing an Affirmative Marketing Plan. This includes the procedures that must be followed in soliciting tenant applications and identifies what special efforts will be made to attract racial, ethnic, and other protected groups who might not normally seek housing in their project.

In accordance with the Annual Action Plan, HCD continued to provide proven strategies in informing potential renters and buyers about available opportunities and supporting requirements





through the HCD's website, publications, workshops/seminars and the placement of flyers/posters at funded project sites. Particularly, emphasis was placed on low- and moderate-income areas and those communities with minority concentrations.

Affirmative marketing efforts generated as a result of HCD's policies and requirements ensured that marketing strategies were designed to attract buyers and renters without regard to race, color, religion, sex, familial status, handicap, or national origin. These efforts continue to be effective for providing access to information.

Data on the amount and use of program income for projects, including the number of projects and owner and tenant characteristics.

See CR15 Table 10 - Program Income table and Program Income Uses and Beneficiary Information Appendix table.

Describe other actions taken to foster and maintain affordable housing. 91.220(k)

The City of Houston currently has an affordable rental-housing inventory of 14,230 units, housed in 95 developments. Through the investment of federal and local funding sources, 7,027 of these units are income-restricted. The income-restricted units and affordable rental-housing inventory has gone down by zero properties during PY 2023. HCD also increased its portfolio with 6 additional properties, which added 519 income-restricted units. Effective relationships with owners of affordable housing properties, potential buyers of at-risk housing, advocacy groups, lenders, community groups, and other stakeholders help to ensure that the level of restricted units is maintained. Each year, HCD strives to add additional units to its affordable rental-housing portfolio. These efforts help to ensure that the number of affordable units increases over time.





CR-55 HOPWA 91.520(e)

Table 19 – HOPWA Number of Households Served

Number of Households Served Through:	One- Year Goal	Actual
Short-term rent, mortgage, and utility assistance to prevent homelessness of the individual or family	650	713
Tenant-based rental assistance	475	376
Units provided in permanent housing facilities developed, leased, or operated with HOPWA funds	300	198
Units provided in transitional short-term housing facilities developed, leased, or operated with HOPWA funds	80	61
Permanent Housing Placement Services	N/A	74
Sub Total	1,505	1,422
Adjustment for Duplication	N/A	-16
Total	1,505	1,406

Discussion

The City of Houston’s Housing and Community Development Department (HCD) provides housing assistance and supportive services to eligible, low-income individuals living with and/or affected by HIV/AIDS, through its Housing Opportunities for Persons with AIDS (HOPWA) Program. Eligible persons must reside within the City’s Eligible Metropolitan Statistical Area (EMSA), which consists of the counties of Austin, Brazoria, Chambers, Fort Bend, Galveston, Harris, Liberty, Montgomery and Waller. In 1993, the City of Houston acquired administration of the HOPWA grant. Since then, the City has been allocated over \$229 million in HOPWA grants.

For PY 2023, HUD allocated \$13,293,296 in HOPWA funds. HCD will begin expending these funds in PY 2023 and continue into PY 2024. In PY 2021, HUD allocated \$10,884,807 to the City of Houston in HOPWA funds that were expended in PY 2021, PY 2022 and continued to be drawn down in PY 2023. In PY 2022, HUD allocated an additional \$11,668,320 in HOPWA funds that continue to be utilized in PY 2023. With these funds HCD proposed to serve 1,505 households with housing assistance and supportive services. Proposed HOPWA activities included

- Tenant based rental assistance (TBRA)
- Short-term rent, mortgage and utilities assistance (STRMU)
- Operating costs for community residences
- Supportive services, including PHP
- Housing information services
- Administrative expenses (program sponsor and grantee)

During PY 2023, the HOPWA Program provided households with housing assistance and/or supportive services and expended \$9,223,011.17 based on IDIS draws. Unduplicated households receiving housing assistance totaled 1,406. Types of housing assistance included facility-based housing, rental assistance, and permanent housing placement services. Facility-based housing activities provided transitional and permanent housing assistance to 259 households. Rental assistance housing activities provided short-term rent, mortgage, and utility assistance (STRMU) payments to 713 households and providing tenant-based rental assistance to 376 households. Households receiving supportive services totaled 1,648. Supportive service activities included case management, childcare and early childhood education for homeless families, transportation, job training and employment services, and substance abuse counseling.





The City of Houston awards grants to eligible organizations, through a Notice of Funding Award (NOFA) process for the HOPWA program. The NOFA encourages non-profit agencies to participate in the process by proposing a project that would provide housing assistance and/or supportive services for low-income persons living with HIV/AIDS and their families.

NOFA subrecipients usually receive multiple years of funding through an initial agreement and subsequent amendments. Awarded amounts between NOFA applications are not guaranteed and are subject to performance and budget reviews.

In this report, awards and expenditures are categorized based on the NOFA year and program year in which the expenditures began.

During the fall of 2022, a NOFA was conducted for an initial term of HOPWA agreements. In the 2022 NOFA, the City of Houston awarded \$14,758,766.98 in initial term agreements to 13 project sponsors, plus the HMIS Administrator for Harris, Fort Bend, and Montgomery counties. This award amount includes agreements that began expenditures in both PY 2022 and PY 2023, notated below as *2022 NOFA Year 1* and *2022 NOFA Year 2*. All initial term agreements from *2022 NOFA Year 1* have expenditures into PY 2023.

\$10,696,691.14	<i>2022 NOFA Year 1 – Initial Term Agreements start PY 2022</i>
<u>\$4,062,075.84</u>	<u><i>2022 NOFA Year 2 – Initial Term Agreements start PY 2023</i></u>
\$14,758,766.98	<i>2022 NOFA for Initial Term Agreements</i>

In *2022 NOFA Year 2*, the second tranche of initial term agreements began expenditures in PY 2023. The City of Houston also awarded an additional \$4,546,363.00 in first amendments that began expenditures in PY 2023. Several initial term agreements and first amendments from *2022 NOFA Year 2* are expected to have expenditures into PY 2024.

\$4,062,075.84	<i>2022 NOFA Year 2 – Initial Term Agreements start PY 2023</i>
<u>\$4,546,363.00</u>	<u><i>2022 NOFA Year 2 – First Amendments start PY 2023</i></u>
\$8,608,438.84	<i>2022 NOFA Year 2 Total Award</i>

As of PY 2023, the City of Houston has awarded \$19,305,129.98 resulting from the 2022 NOFA.

\$10,696,691.14	<i>2022 NOFA Year 1</i>
<u>\$8,608,438.84</u>	<u><i>2022 NOFA Year 2</i></u>
\$19,305,129.98	<i>Total 2022 NOFA</i>

In the final years of the *2019 NOFA*, several agreements began expenditures before or during PY 2022, but through agreement extensions and amendments funds continued expending through PY 2023.

The table below outlines the subrecipient award amounts based on the NOFA in which it occurred and the expenditures that began or carried over into PY 2023.



Table 20 – HOPWA Subrecipient Award Amounts

Project Sponsor Name	2019 NOFA Year 4 / 5	2022 NOFA Year 1	2022 NOFA Year 2
	Expenditures Start PY 2022 or Prior	Expenditures Start PY 2022	Expenditures Start PY 2023
A Caring Safe Place, Inc.		1,049,048.20 [0, 7]	
Access Care of Coastal Texas, Inc.		1,077,034.00 [0, 7]	1,756,061.00 [1, 8]
Allies in Hope, Inc. (formerly AIDS Foundation Houston)		3,020,071.67 [0, 7]	
Bread of Life, Inc.		1,977,248.00 [0, 7]	1,989,343.00 [1, 8]
Brentwood Community Foundation			886,636.00 [0]
Catholic Charities of the Archdiocese of Galveston-Houston		1,843,657.00 [0, 7, 8]	
Coalition for the Homeless of Houston/Harris County	66,005.00 [5, 7]		66,005.00 [0, 8]
Fundacion Latinoamericana de Accion Social		1,038,734.00 [0, 7, 8]	
Goodwill Industries			200,000.00 [0, 8]
Houston Area Community Services	4,645,740.19 [3,4,6,7,9,11]		
Houston HELP, Inc.		406,614.00 [0, 7]	438,711.00 [1, 8]
Houston SRO Housing Corporation		284,284.27 [0, 7]	362,248.00 [1, 8]
The Montrose Center			2,461,386.00 [0]
SEARCH Homeless Services	132,579.00 [3, 7]		140,272.84 [0, 8]
The Women’s Home			307,776.00 [0]
Total	\$4,844,324.19	\$10,696,691.14	\$8,608,438.84
^[0] Initial Agreement ^[1] First, ^[2] Second, ^[3] Third, ^[4] Fourth Amendment, ^[5] Fifth Amendment ^[6] Expenditures carry over into PY 2022 (July 1, 2022 – June 30, 2023) ^[7] Expenditures carry over into PY 2023 (July 1, 2023 – June 30, 2024) ^[8] Expenditures may carry over into PY 2024 (July 1, 2024 – June 30, 2025) ^[9] Final expenditures will be reported in PY 2023 ^[10] Exempt from NOFA, currently CoC Lead and HMIS Administrator ^[11] Project Sponsor opted out of HOPWA program			

All HOPWA project sponsors are required to utilize the Homeless Management Information System (HMIS) for client data. HMIS is currently maintained by the Coalition for the Homeless of Houston/Harris County, the leader of the homeless response system for Harris, Fort Bend, and Montgomery counties.

HMIS enables HOPWA project sponsors to input, maintain, and track information for clients in the HOPWA program, while ensuring their confidentiality in accordance with the regulations at 24 CFR § 574.440 Confidentiality. The program also ensures that duplication of services does not occur with clients participating in the TBRA, STRMU, and facility-based housing assistance activities. Furthermore, agencies can create and print out reports for their HOPWA activities, i.e., TBRA, STRMU, etc. Moreover, agencies use the HMIS as a Housing Information Services tool for their case management activities and use the system to pull down the Annual Progress Report. The Coalition for the Homeless of Houston/Harris County offers quarterly HMIS forums for its participating agencies. HOPWA project sponsors are encouraged to attend the HMIS forums and trainings provided by the Coalition. The last forum was held virtually on June 25, 2024.





Starting July 2020, the Public Services division began hosting virtual forums with HOPWA providers to share ideas related to workflow changes due to COVID-19 and physical distancing recommendations. These forums evolved to include HOPWA refresher trainings and best practices discussions for both providers and HCD staff. Starting December 2022, the HOPWA provider meeting is held quarterly with a different HOPWA project sponsor hosting the event at their location. Meetings provide opportunities for HOPWA providers to connect in-person in an environment designed to encourage conversation and idea sharing. Topics of conversation are chosen from provider surveys and expressed needs and include case studies to discuss best practices, technical assistance for HUD-related programs and policies (i.e. HMIS, HOTMA, BABA/BAP), and other requested topics. Each meeting also provides time for hot topics from the City of Houston, and for the host agency to present about the services they offer, best ways to communicate to the agency for both clients and case managers, and to provide a tour of the facilities if appropriate.

Project sponsors achieved 83% of the PY 2023 action plan goals and averaged 100% of the agreement goals. Broken out by HOPWA-funded categories, 54% of project sponsors met 100% of their agreement goals, 23% met between 80-99%, and 23% met under 80%.

It should be noted that one project sponsor ended their relationship with the HOPWA program during PY 2022, and the City of Houston ensured that their TBRA clients were absorbed by other HOPWA project sponsors without a delay in services. In Table 24, a decrease is shown of 97 TBRA clients served from PY 2023 compared to PY 2022. The PY 2022 TBRA number served contains duplicated households as multiple project sponsors absorbed these additional TBRA clients. Since duplication is calculated at the individual project sponsor level and not as a whole, the PY 2022 TBRA number is misleading, as well as the sharp decline in households served. As shown in Table 24, when PY 2023 is compared to PY 2021 there is a small increase in TBRA clients served by 1%.

Table 21 – HOPWA PY 2023 Outcomes: Action Plan Goals vs. Agreement Goals

Category	Households Served	Action Plan Goal	% Met	Agreement Goal	% Met
TBRA	376	475	79.2%	380	98.9%
STRMU	713	650	109.7%	544	131.1%
PHP	74	--	--	146	50.7%
Permanent Housing	198	300	66.0%	160	123.8%
Transitional Housing	61	80	76.3%	48	127.1%
Supportive Services with Housing	1,412	--	--	1,381	102.2%
Supportive Services Only	236	--	--	308	76.6%
<i>Duplicated Households</i>	<i>(1,422)</i>				
Total	1,648	Average	82.8%	Average	101.5%



Table 22 – HOPWA PY 2023 Outcomes: Project Sponsor Breakdown of Agreement Goals

Category	# Project Sponsors	100%	% Met	80-99%	% Met	Under 80%	% Met
TBRA	6	3	50.0%	3	50.0%	--	--
STRMU	6	4	66.7%	--	--	2	33.3%
PHP	6	2	33.3%	--	--	4	66.7%
Permanent Housing	4	4	100.0%	--	--	--	--
Transitional Housing	2	2	100.0%	--	--	--	--
Supportive Services with Housing	10	6	60.0%	1	10.0%	3	30.0%
Supportive Services Only	3	2	66.7%	--	--	1	33.3%
	13	100% Met	53.8%	80-99% Met	23.1%	Under 80% Met	23.1%

Table 23 – HOPWA PY 2023 Outcomes: Households served compared to previous program year

Category	PY 2021	PY 2022	PY 2023	+/-	+/- %
TBRA	372	473	376	(97)	(26.1%)
STRMU	513	535	713	178	34.7%
PHP	79	106	74	(32)	(40.5%)
Permanent Housing	185	220	198	(22)	(11.9%)
Transitional Housing	34	61	61	0	0.0%
Supportive Services with Housing	1,182	1,303	1,412	109	9.2%
Supportive Services Only	273	203	236	33	12.1%
<i>Duplicated Households</i>	<i>(1,183)</i>	<i>(1,395)</i>	<i>(1,422)</i>	<i>(27)</i>	<i>2.3%</i>
Total	1,455	1,506	1,648	Average	(2.5%)

Due to various barriers, the HOPWA program did not reach 100% of the housing subsidies assistance and supportive services goals set over the past program year. Barriers affecting supportive services include a lack of transportation to services and the continued spread of COVID positive cases limiting or suspending client access. Clients also faced a reduction in Supplemental Nutrition Assistance Program (SNAP) benefits and the loss of social services for school-aged children. Clients with multiple diagnoses, such as substance abuse disorders or mental health issues, also struggle with completing program goals or participating in program services.

The recent natural disasters, including the Houston Derecho and Hurricane Beryl, impacted access to services, with both agencies and clients experiencing long power outages. Clients also experienced increased monthly expenses due to loss of food and damage from the storms.

Housing affordability remains a challenge as rental rates continue to climb. Housing availability is also a concern due to landlord reluctance to participate in programs due to experiences during the COVID eviction moratorium, discomfort with requirements or unfamiliarity with programs. Turnover of landlords willing to participate in the program is also rising, and many apartment complexes' occupancy rates are at or near capacity. The short-term rental market was also listed as an access barrier to affordable housing as potential units are being converted to short-term vacation properties.

The Fair Market Rate (FMR) presents another affordable housing barrier. Within the past 10 years, the FMR decreased three times (2014-15, 2020) and increased seven times (2016-19,





2021-24), with a 46.54% overall increase since 2014. While there has been a steady increase, project sponsors have reported that it is not enough to compete with rising rental costs.

Project sponsors also reported that clients with poor rental histories were more difficult to house. Clients often wait until they are 3-6 months behind rent before requesting rental assistance support, making it difficult to receive services because the landlord may not accept the pledge or there may not be enough funds to assist the client. Many landlords are also requiring additional security deposits. Some of these deposits were called high-risk leases or sliding-scale leases based on credit. Some clients are also being required to pay increased deposits based on household members over the age of 18.

Clients who have a criminal background are more difficult to house and find sustainable employment. Since the jail and court systems have been overburdened, all programs are experiencing an increase of individuals with very recent charges requesting housing assistance.

Project sponsors also reported technological barriers for both data collection reporting and client responsiveness. For example, clients would not answer calls from unknown numbers, or their voicemails were often full or inaccessible. Other barriers include clients not having the same number due to disconnected lines and/or lost/stolen/sold phones. Clients also struggled with maintaining communication due to limited income to pay for minutes on their phones, a lack of access to home internet, and limited technological proficiency.

Agencies reported that barriers for the immigrant population receiving HOPWA services include transportation, housing, health, and legal concerns.

The City of Houston's HMIS administrator reported that ClientTrack, the HMIS vendor, has yet to update the race/ethnicity data selection as they are waiting for official notice from HUD. Without this update, project sponsors are forced to manually adjust reporting data based on the new mandatory criteria.

Nearly 100% of households were stabilized through housing assistance from the tenant-based rental assistance and housing facilities (transitional and permanent) projects, exceeding HUD's HOPWA performance outcome goal of 80%. Furthermore, project sponsors met 100% of the goal to assist participants with short-term rent, mortgage and utilities assistance and were either stabilized or temporarily stabilized in their housing. Project sponsors that only provided supportive services met 77% of the performance goal. These positive outcomes are credited to HCD staff and project sponsors working collaboratively to provide housing stability with case management.





HOPWA funds were expended by the following subrecipients during PY 2023.

Table 24 – HOPWA Subrecipient List

Project Sponsors Drawing HOPWA Funding During PY 2023	
<ul style="list-style-type: none"> • A Caring Safe Place, Inc. • Access Care of Coastal Texas, Inc. • Allies in Hope, Inc. formerly AIDS Foundation Houston • Bread of Life, Inc. • Brentwood Community Foundation • Catholic Charities of the Archdiocese of Galveston-Houston • Coalition for the Homeless of Houston/Harris County 	<ul style="list-style-type: none"> • Fundacion Latinoamericana de Accion Social • Goodwill Industries of Houston • Houston Area Community Services dba Avenue 360 • Houston HELP, Inc. • Houston SRO Housing Corporation • Montrose Center • SEARCH Homeless Services • The Women’s Home
Total Funds Expended \$ 9,223,011.17	



CR-58 Section 3

Table 25 – Total Labor Hours

Total Labor Hours*	CDBG	HOME	ESG	HOPWA
Total Number of Activities	5	4	1	0
Total Labor Hours	35,474.76	77,129.91	0	0
Total Section 3 Worker Hours	180.50	794.70	0	0
Total Targeted Section 3 Worker Hours	0	0	0	0

*Includes single funded sources

Table 26 – Qualitative Efforts - Number of Activities by Program

Qualitative Efforts - Number of Activities by Program:	CDBG	HOME	ESG	HOPWA
Outreach efforts to generate job applicants who are Public Housing Targeted Workers	796	796	0	0
Outreach efforts to generate job applicants who are Other Funding Targeted Workers.	796	796	0	0
Direct, on-the job training (including apprenticeships).	4	4	0	0
Indirect training such as arranging for, contracting for, or paying tuition for, off-site training.	0	0	0	0
Technical assistance to help Section 3 workers compete for jobs (e.g., resume assistance, coaching).	10	10	0	0
Outreach efforts to identify and secure bids from Section 3 business concerns.	18	18	0	0
Technical assistance to help Section 3 business concerns understand and bid on contracts.	8	8	0	0
Division of contracts into smaller jobs to facilitate participation by Section 3 business concerns.	0	0	0	0
Provided or connected residents with assistance in seeking employment including: drafting resumes, preparing for interviews, finding job opportunities, connecting residents to job placement services.	0	0	0	0
Held one or more job fairs.	1	1	1	1
Provided or connected residents with supportive services that can provide direct services or referrals.	796	796	0	0
Provided or connected residents with supportive services that provide one or more of the following: work readiness health screenings, interview clothing, uniforms, test fees, transportation.	796	796	0	0
Assisted residents with finding child care.	0	0	0	0
Assisted residents to apply for, or attend community college or a four year educational institution.	0	0	0	0
Assisted residents to apply for, or attend vocational/technical training.	0	0	0	0
Assisted residents to obtain financial literacy training and/or coaching.	0	0	0	0
Bonding assistance, guaranties, or other efforts to support viable bids from Section 3 business concerns.	0	0	0	0
Provided or connected residents with training on computer use or online technologies.	796	796	0	0
Promoting the use of a business registry designed to create opportunities for disadvantaged and small businesses.	3006	3007	0	0
Outreach, engagement, or referrals with the state one-stop system, as designed in Section 121(e)(2) of the Workforce Innovation and Opportunity Act.	0	0	0	0
Other.	0	0	0	0





Narrative

HCD staff conducted 91 outreach activities and reached 6,013 individuals and business owners with information about Section 3. A total of 169 Section 3 Workers obtained the certification during PY 2023 out of the total of 457 active certified workers, and 12 Section 3 Business Concerns also obtained their certification out of the total of 98 active certified entities.





CR-60 Subrecipient Information

ESG Supplement to the CAPER in Sage

ESG Recipient Information

Basic Grant Information

Recipient Name	HOUSTON
Organizational DUNS Number	832431985
EIN/TIN Number	746001164
Identify the Field Office	HOUSTON
Identify CoC(s) in which the recipient or subrecipient(s) will provide ESG assistance	Houston/Harris County CoC

ESG Contact Name

Prefix	
First Name	MELODY
Middle Name	
Last Name	BARR
Suffix	
Title	Assistant Director

ESG Contact Address

Street Address 1	2100 TRAVIS STREET
Street Address 2	9 TH FLOOR
City	HOUSTON
State	TX
ZIP Code	77007
Phone Number	(832) 394-6124
Extension	
Fax Number	
Email Address	Melody.Barr@houstontx.gov

ESG Secondary Contact

Prefix	
First Name	Jared
Last Name	Briggs
Suffix	
Title	Division Manager
Phone Number	(832) 394-0047
Extension	
Email Address	Jared.Briggs@houstontx.gov





ESG Supplement to the CAPER in Sage

2. Reporting Period – All Recipients Complete

Program Year Start Date	07/01/2023
Program Year End Date	06/30/2024

3a. Subrecipient Form – Complete one for each subrecipient

ESG

3A. SUBRECIPIENT FORM	
Subrecipient or Contractor Name	Child Care Council of Greater Houston
City, State, and Zip Code	Houston, Texas 77057
DUNS Number	73897910
Is subrecipient a VAWA-DV provider	Yes*
Subrecipient Organization Type	Other Non-Profit Organization
ESG Subgrant or Contract Award Amount	\$ 1,346,152.00
*Subrecipient administers ESG subcontractors that are VAWA agencies.	

3A. SUBRECIPIENT FORM	
Subrecipient or Contractor Name	Coalition for the Homeless of Houston and Harris County
City, State, and Zip Code	Houston, Texas 77002
DUNS Number	832250815
Is subrecipient a VAWA-DV provider	No
Subrecipient Organization Type	Other Non-Profit Organization
ESG Subgrant or Contract Award Amount	\$85,000.00





3A. SUBRECIPIENT FORM	
Subrecipient or Contractor Name	Catholic Charities of the Archdiocese of Galveston-Houston
City, State, and Zip Code	Houston, Texas 77006
DUNS Number	125303896
Is subrecipient a VAWA-DV provider	No
Subrecipient Organization Type	Other Non-Profit Organization
ESG-CV Subgrant or Contract Award Amount	\$225,000.00

3A. SUBRECIPIENT FORM	
Subrecipient or Contractor Name	Harris County Domestic Violence Coordinating Council
City, State, and Zip Code	Houston, Texas 77098
Unique Entity ID	FYSJSD8K5JJ5
Is subrecipient a VAWA-DV provider	Yes*
Subrecipient Organization Type	Other Non-Profit Organization
ESG-CV Subgrant or Contract Award Amount	\$1,273,515.00
*Subrecipient administers ESG subcontractors that are VAWA agencies.	

3A. SUBRECIPIENT FORM	
Subrecipient or Contractor Name	Covenant House Texas
City, State, and Zip Code	Houston, Texas 77006
Unique Entity ID	XKGTMMGWUH81
Is subrecipient a VAWA-DV provider	No
Subrecipient Organization Type	Other Non-Profit Organization
ESG-CV Subgrant or Contract Award Amount	\$175,000.00

3A. SUBRECIPIENT FORM	
Subrecipient or Contractor Name	SEARCH Homeless Services
City, State, and Zip Code	Houston, Texas 77002
Unique Entity ID	KALVRQF8G6H8
Is subrecipient a VAWA-DV provider	No
Subrecipient Organization Type	Other Non-Profit Organization
ESG-CV Subgrant or Contract Award Amount	\$327,538.00





ESG-CV

3A. SUBRECIPIENT FORM	
Subrecipient or Contractor Name	Coalition for the Homeless of Houston/Harris County
City, State, and Zip Code	Houston, Texas 77002
DUNS Number	832250815
Is subrecipient a VAWA-DV provider	No
Subrecipient Organization Type	Other Non-Profit Organization
ESG-CV Subgrant or Contract Award Amount	\$4,163,142.14

3A. SUBRECIPIENT FORM	
Subrecipient or Contractor Name	Allies in Hope (formerly AIDS Foundation Houston, Inc.)
City, State, and Zip Code	Houston, Texas 77057
Unique Entity ID	HF96Y3HW51F7
Is subrecipient a VAWA-DV provider	No
Subrecipient Organization Type	Other Non-Profit Organization
ESG-CV Subgrant or Contract Award Amount	\$ 2,118,618.55





CR-65 ESG Persons Assisted 91.520(g)

This section is no longer reported in the Annual CAPER. However, this information can be found within the “Appendix 1: Tables” section of this document in the “ESG Sage Report” and the “ESG-CV Sage Report”, which includes the number of persons assisted with ESG and ESG-CV during program year 2023.





CR-70 ESG Assistance Provided

This section is no longer reported in the Annual CAPER. However, this information can be found within the “*Appendix 1: Tables*” section of this document in the “*ESG Sage Report* and the “*ESG-CV Sage Report*”, which includes the type of ESG and ESG-CV assistance provided during program year 2023.





CR-75 ESG Expenditures

This section is no longer reported in the Annual CAPER. However, this information can be found within the “*Appendix 1: Tables*” section of this document in the “*ESG Sage Report*” and the “*ESG-CV Sage Report*” which includes the ESG and ESG-CV expenditures from during program year 2023.





Appendix

Appendix 1: Tables

- HCD Organizational Leadership Positions (CR35)57
- Multifamily and Homeless Housing Project Status Report (CR05)58
- Public Facility, Neighborhood Improvement, and Economic Development Ongoing and Completed Projects (CR05)59
- Homeless Discharge Coordination Policy (CR25)61
- Multifamily Annual Compliance Review Summary (CR50)63
- Multifamily Rental Minimum Property Standards (MPS) Summary of Inspection Issues Identified (CR50)66
- PR26 – CDBG Financial Summary Report (CR05)69
- PR26 – CDBG-CV Financial Summary Report (CR05)70
- CDBG Program Spending Summary (CR05).....71
- CDBG-CV Program Spending Summary (CR05)77
- HOME Program Spending Summary (CR05)78
- HOME-ARP Program Spending Summary (CR05).....82
- HOPWA Program Spending Summary (CR05)83
- ESG/HESG Program Spending Summary (CR05)87
- ESG-CV Program Spending Summary (CR05)88
- Program Income Uses and Beneficiary Information – Summary (CR05/CR50)90
- 2023 ESG Sage Report91
- 2023 ESG-CV Sage Quarterly Reports98
- Fair Housing Checklist106
- Fair Housing Impediments/Actions Matrix (CR35).....111
- PY 2023 CAPER Public Notice (CR35)124





HCD Organizational Leadership Positions (CR35)

Name	Position	Division/Program Area(s)	Direct Reports
Michael Nichols	Director (EXE)	Operations	6
Derek Sellers	Deputy Director (EXE)	Planning and Grants Reporting	8
Kennisha London	Deputy Director (EXE)	Compliance & Grants Administration	13
Temika Jones	Assistant Director (EXE)	Finance & Procurement	4
Melody Barr	Assistant Director (EXE)	Public Services	5
Angela Simon	Assistant Director (EXE)	Planning and Grants Reporting	4
Cedrick LaSane	Assistant Director (EXE)	Single Family & Disaster Recovery (HoAP)	6
Ryan Bibbs	Deputy Assistant Director	Multifamily & Public Facilities	5
Beverly McFarlin	Senior Division Manager	Finance	4
Jamila Glover	Senior Division Manager	Finance	3
Roxanne Lawson	Division Manager	Council Liaison and Facilities	4
Tywana Rhone	Division Manager	Finance - Procurement	3
Aboloade Olaoye	Division Manager	Compliance & Grants Administration - Compliance & Monitoring	7
Laura Serrano	Division Manager	Compliance & Grants Administration - Compliance	7
Stephen Skeete	Division Manager	SFHR - Operations & Systems Management	3
Chrystal Boyce	Division Manager	Compliance & Grants Administration - Portfolio Compliance, Section 3 & MWSBE	8
Krupa Desai	Division Manager	Finance	1
Kenneth Harris	Division Manager	Single Family & Disaster Recovery (HoAP)	6
Yvonne Smith	Division Manager	Single Family	3
Mary Itz	Division Manager	Planning and Grants Reporting	3
Tandra Johnson	Division Manager	Planning and Grants Reporting	4
Jayna Mistry	Division Manager	Finance	4
Nicole Brooks	Division Manager	Operations - Human Resources	2
Jared Briggs	Division Manager	Public Services	3
Brian McKenzie	Division Manager	Public Facilities / Buyout	2
Sheronda Ladell	Division Manager	Public Facilities	4
Joseph Gilbert	Division Manager	Planning & Grant Reporting	2
Javelle Johnson	Division Manager	Communications & Outreach	0

as of June 30, 2024





Multifamily and Homeless Housing Project Status Report (CR05)

SUMMARY Completed/In-Progress/New Multifamily Housing Projects							
Description	COH Restricted Units	Project Status	Total Units	Entitlement Funds	Total HCD Investment	Total Project Budget	Amount Leveraged
Entitlement-Funded Completed Projects During Program Year 2023	29	IDIS Complete	56	3,464,143	3,464,143	16,339,005	12,874,862
Entitlement-Funded Projects In-Progress During Program Year 2023	193	Ongoing In-Progress	319	20,410,000	29,910,000	94,204,914	73,794,914
Total	222		375	23,874,143	33,374,143	110,543,919	86,669,776
Other Funded Completed Projects During Program Year 2023	467	Completed	910	-	110,399,044	277,621,591	167,222,547
Other Funded In-Progress Projects During Program Year 2023	715	Ongoing In-Progress	1,491	-	153,262,396	490,519,262	337,256,866
Total	1,182		2,401	-	263,661,440	768,140,853	504,479,413
All Completed/In-Progress Projects for Program Year 2023	1,404		2,776	23,874,143	297,035,583	878,684,772	591,149,189

COMPLETED ENTITLEMENT-FUNDED																
Project Name	Project Type	Project Status	Project Funding Commitment	Funds Drawn					Tax Credit Equity	Other Funding	Total Project Budget	COH Restricted Units	TDHCA Restricted Units	Total Restricted Units	Total Units	504 Accessible
				HOME	CDBG	CDBG-DR	BONDS	TIRZ								
4600 MAIN STREET/LIGHT RAIL LOFTS	SRO	IDIS Complete	3,464,143	1,500,000	1,964,143	0	0	0	0	12,874,862	16,339,005	29	0	56	56	3
Completed Total			\$3,464,143	\$1,500,000	\$1,964,143	\$0	\$0	\$0	\$0	\$12,874,862	\$16,339,005	29	0	56	56	3

IN-PROGRESS																
Project Name	Project Type	Project Status	Project Funding Commitment	Funds Drawn					Tax Credit Equity	Other Funding	Total Project Budget	COH Restricted Units	TDHCA Restricted Units	Total Restricted Units	Total Units	504 Accessible
				HOME	CDBG	CDBG-DR	BONDS	TIRZ								
Entitlement Funded																
HOUSTON AREA WOMEN'S CENTER	Supportive Housing	Under Construction	15,850,000	15,850,000	0	0	0	0	0	17,465,969	33,315,969	135	0	135	135	8
SUNRISE LOFTS	Supportive Housing	Construction Complete	1,560,000	1,560,000	0	0	0	0	0	25,363,932	26,923,932	9	0	87	89	7
TEMENOS PLACE	SRO	Construction Complete	12,500,000	3,000,000	0	8,000,000	1,500,000	0	9,420,870	12,044,143	33,965,013	49	46	95	95	5
Entitlement Funded Total			\$29,910,000	\$20,410,000	\$0	\$8,000,000	\$1,500,000	\$0	\$9,420,870	\$54,874,044	\$94,204,914	193	46	317	319	20
Other Funded																
2100 MEMORIAL	Seniors	Construction Complete	25,000,000	0	0	25,000,000	0	0	17,783,521	19,016,316	61,799,837	101	58	159	197	10
CAROLINE LOFTS	Families	Completed	19,619,640	0	0	19,619,640	0	0	8,197,370	12,047,259	39,864,269	61	19	80	119	6
CONNECT SOUTH	Families	Under Construction	11,900,000	0	0	11,900,000	0	0	13,948,605	7,719,942	33,568,547	40	30	70	77	4
DIAN STREET VILLAS	Families	Completed	12,344,404	0	0	12,344,404	0	0	13,518,393	6,752,592	32,615,389	55	41	96	108	6
ELLA GRAND	Seniors	Under Construction	12,000,000	0	0	12,000,000	0	0	16,228,377	9,195,182	37,423,559	65	50	115	128	7
GALA AT MACGREGOR	Seniors	Completed	9,900,000	0	0	9,900,000	0	0	12,726,547	3,792,899	26,419,446	44	31	75	85	5
HAY CENTER CAMPUS	Supportive Housing	Under Construction	5,000,000	0	0	5,000,000	0	0	0	34,343,726	39,343,726	26	0	42	50	3
HERITAGE SENIOR RESIDENCES	Seniors	Completed	14,350,000	0	0	14,350,000	0	0	13,796,806	12,209,564	40,356,370	69	25	94	135	7
LOCKWOOD SOUTH	Families	Under Construction	9,950,000	0	0	9,950,000	0	0	13,723,628	5,750,750	29,424,378	41	31	72	80	4
NHH AVENUE C	Seniors	Approved	3,000,000	0	0	0	3,000,000	0	15,788,648	22,236,776	41,025,424	12	108	120	120	6
NHH AVENUE J	Families	Completed	12,485,000	0	0	12,485,000	0	0	12,314,751	10,105,439	34,905,190	51	100	100	100	5
NHH SAVOY	Families	Completed	13,200,000	0	0	13,200,000	0	0	14,128,529	6,465,918	33,794,447	62	58	120	120	6
OST Lofts	Families	Under Construction	19,310,000	0	0	19,310,000	0	0	13,948,605	10,449,737	43,708,342	67	42	109	130	7
REGENCY LOFTS	Families	Completed	14,000,000	0	0	14,000,000	0	0	14,098,590	6,906,940	35,005,530	62	40	102	120	6
RICHMOND SENIOR VILLAGE	Seniors	Under Construction	15,500,000	0	0	15,500,000	0	0	13,947,210	7,036,764	36,483,974	64	36	100	125	7
SCOTT STREET LOFTS	Seniors	Completed	14,500,000	0	0	14,500,000	0	0	6,798,567	13,362,383	34,660,950	63	35	98	123	7
ST. ELIZABETH PLACE	Families	Under Construction	16,452,396	0	0	16,452,396	0	0	10,792,661	8,470,848	35,715,905	44	0	44	85	5
SUMMIT AT RENAISSANCE PARK	Families	Under Construction	14,900,000	0	0	14,900,000	0	0	28,809,025	32,963,094	76,672,119	166	159	325	325	17
THE CITADEL (FKA ELGIN PLACE)	Seniors	Construction Complete	10,250,000	0	0	10,250,000	0	0	12,204,519	5,736,200	28,190,719	38	29	67	74	4
W. LEO DANIELS TOWER I	Seniors	Under Construction	10,000,000	0	0	10,000,000	0	0	10,509,677	6,653,055	27,162,732	51	49	100	100	5
Other Funded Total			\$263,661,440	\$0	\$0	\$260,661,440	\$3,000,000	\$0	\$263,264,029	\$241,215,384	\$768,140,853	1,182	941	2,088	2,401	125
All Completed/In-Progress Projects for Program Year 2023 Total			\$297,035,583	\$21,910,000	\$1,500,000	\$268,661,440	\$4,500,000	\$0	\$272,684,899	\$308,964,290	\$878,684,772	1,404	987	2,461	2,776	148

Community Housing Development Organizations (CHDO) Projects





Public Facility, Neighborhood Improvement, and Economic Development Ongoing and Completed Projects (CR05)

Project Name	Funding Source(s)	HCD Project Funding Amount (as of 6/30/2024)	Total Project Budget (as of 6/30/2024)	PY2023 (7/2023-6/2024) Expenditures	Expenditures To Date (as of 6/30/2024)	PY2023 (7/2023-6/2024) Project Milestones (Activity Description)	Status as of 6/30/2024
Neighborhood Improvements							
Bethune Empowerment Center	CDBG & CPF	\$5,500,000.00	\$4,131,000.00	\$193,893.42	\$2,760,022.25	The Bethune Empowerment Center completed phase 1 in PY2022. Phase 2 underway. Projected completion October 2024.	In Progress
Covenant House of Texas	HOME-ARP	\$6,700,000.00	\$41,852,250.00	\$-	\$6,030,000.00	Construction Underway Construction at Covenant House Texas (CHT) - Building for Life campus began in Fall 2023 and is 82% completed. The property is located at 1111 Lovett Boulevard, Houston, TX 77006.	In Progress
Edison Arts Foundation	CDBG	\$5,000,000.00	\$30,571,059.00	\$1,501,164.73	\$1,501,164.73	In PY2022, the Agency completed phase 1; construction consist of ongoing demo, mobilization, site work, and electrical services. The project is currently at 15% complete.	In Progress
Fifth Ward CRC	CDBG	\$900,000.00	\$900,000.00	\$-	\$699,823.80	Construction at Fifth Ward Technology Center (FWTC) began in Winter 2023 and is 58% completed. The property is located at 2600 Chew Street, Houston, TX 77020 in the Fifth Ward's Kashmere Gardens Complete Community.	In Progress
H.E.A.R.T. Training Center	CDBG	\$790,416.00	\$2,316,341.00	\$-	\$-	Agency will submit final plans and permits. Projected to start renovations in August. Pending closing of agreement.	In Progress
Navigation Center	ESG-CV	\$3,500,000.00	\$6,424,837.00	\$709,662.82	\$1,121,857.00	Under Construction	In Progress
SER Jobs Workforce Training Center	CDBG	\$1,495,634.01	\$1,495,634.01	\$-	\$199,913.40	SERJobs anticipates to start renovating a classroom at the SERJobs Workforce Training Center (WTC) to incorporate a Ronald McDonald® - Children's Health Education Enrichment Resource (C.H.E.E.R) Room in July 2024. Additionally, they intend to purchase and install an Emergency Generator by Winter 2024 at their property located at 1960 Tellepsen Road, Houston, TX, 77023.	In Progress
East End Maker Hub	CDBG/108	\$27,462,745.00	\$32,691,862.00	\$-	\$24,090,000.00	Construction is complete, currently leasing and documenting job creation goals. Retainage paid 3/2022. First Amendment approved 5/29/2024 for additional EDI/Section 108 funds in the amount of \$3,372,745.00. Agreement pending "Closing". IDIS accomplishment data cleared 6/27/2024. Finance reconciliation has not been performed (On HOLD).	In Progress
Total Neighborhood Improvements		\$51,348,795.01	\$120,382,983.01	\$2,404,720.97	\$36,402,781.18		





Infrastructure							
Neuens Road Project	CDBG-DR	\$11,788,980.20	\$12,593,292.20	\$578,885.35	\$11,433,867.16	Construction Complete. Pending Close-out. DRGR close out and reconciliation completed 12/11/2023. Remaining funds de-obligated.	Complete
Spellman Detention Basin	CDBG-DR	\$26,740,602.01	\$29,688,858.01	\$87,233.11	\$4,429,351.42	Under Construction as of 4/08/2024	In Progress
SWAT Projects (4A & 12A)	CDBG-DR	\$28,449,325.00	\$29,039,325.00	\$5,031,983.11	\$1,479,934.78	SWAT 4A Northside/Northline Substantial Completion 2/13/2024; SWAT 12A Bonita Gardens Substantial Completion 6/26/24	In Progress
Total Infrastructure		\$66,978,907.21	\$71,321,475.21	\$5,698,101.57	\$17,343,153.36		
Buyouts							
MF Buyout-Chimney Rock	CDBG-DR	\$15,160,618.28	\$15,160,618.28	\$1,461,674.04	\$12,850,387.44	Acquisition complete. Relocation complete. Pending Demo	In Progress
MF Buyout-Clarewood	CDBG-DR	\$19,325,834.83	\$19,325,834.83	\$1,825,692.55	\$15,911,764.09	Acquisition complete. Relocation complete. Pending Demo	In Progress
MF Buyout-Fondren	CDBG-DR	\$1,457,777.39	\$1,457,777.39	\$-	\$1,540,000.00	Acquisition complete and close-out is pending.	In Progress
MF Buyout-Imperial Valley	CDBG-DR	\$35,991,166.67	\$35,991,166.67	\$2,860,580.49	\$35,141,316.23	Acquisition complete. Relocation complete. Pending Demo	In Progress
MF Buyout-MacGregor	CDBG-DR	\$9,086,722.27	\$9,086,722.27	\$41,773.85	\$7,170,124.48	Acquisition complete. Relocation complete. Demo Complete	In Progress
Voluntary Housing Buyout	CDBG-DR	\$10,660,000.00	\$10,660,000.00	\$2,309,046.84	\$7,177,681.43	Construction Complete-Pending Close-out	In Progress
Total Buyouts		\$91,682,119.44	\$91,682,119.44	\$8,498,767.77	\$79,791,273.67		
Parks & SPARKS							
Winzer Park	CDBG	\$2,040,925.00	\$2,040,925.00	\$-	\$1,796,378.75	Construction began at Winzer Park on March 20, 2023 and a Final Completion is anticipated for mid-September 2024. This project will be presented at City council in December 2024 to obtain final approval on the 1% retainage.	In Progress
Total Parks & SPARKS		\$2,040,925.00	\$2,040,925.00	\$-	\$1,796,378.75		
Total Public Facility, Neighborhood Improvement, and Economic Development Projects		\$199,349,821.66	\$272,726,577.66	\$14,292,543.47	\$126,359,526.78		





Homeless Discharge Coordination Policy (CR25)

PY 2023 CAPER

Foster Care

The Way Home Continuum of Care (CoC), also known as TX:700, coordinates efforts with Harris County Resources for Children and Adults, our local child welfare agency, to establish policies and procedures to address youth and young adults (YYA) aging out of foster care. Discharge coordination includes implementing strategies to ensure YYA exiting the foster care system do not become homeless. Strategies include identifying housing options with wraparound services that best fit the youth's needs (youth-centered service delivery).

The transition plan process from the local child welfare system is developed for consistent statewide use and begins within six months of discharge, identifying the needs and resources to support the youth's exit. The planning methods include Circles of Support (COS), Formal Transition Planning Meetings, Permanency Conferences, or a combination of all. Transition Planning is a team approach among youth, substitute care workers, Preparation for Adult Living (PAL) staff, case managers, care providers, and others involved with the youth. The CoC continues to work at the state level and in collaboration with the Texas Network of Youth Services (TNOYS), Homeless Youth Network (HYN), and Texas Homeless Education Office (THEO) to promote advocacy for more comprehensive discharge planning for youth aging out of foster care.

Additionally, in September 2021, HUD selected the Houston, Pasadena, Conroe/Harris, Fort Bend, and Montgomery County CoC, to participate in the Youth Homeless Demonstration Program (YHDP). The goal of the YHDP is to support communities across the United States in the development and implementation of a coordinated community approach to preventing and ending youth homelessness. The YHDP supports a robust continuous quality improvement plan to inform the federal effort to prevent and end youth homelessness. YHDP funding allowed for the implementation of several new projects to serve youth starting in PY2022 and continuing through PY2023.

Health Care

To ensure access to an appropriate level of healthcare services, the CoC coordinates with local Federally Qualified Health Centers (FQHCs), Managed Care Organizations (MCOs), and local Health Departments to define the process by which patients remain in a healthcare organization no longer than medically necessary and ensuring continued care as they transition into housing. When possible, the system employs a discharge planning process that utilizes an interdisciplinary team structure.

To highlight efforts, in 2023, the CoC partnered with Harris County Public Health to create the Accessing Coordinated Care and Empowering Self Sufficiency (ACCESS) Harris County homeless cohort. This pilot program is a new and unique coordinated care program in Harris County that pilots a direct partnership between Harris County Public Health, a variety of additional County departments, the homeless response system, and community services with the goal of improving Harris County homeless population health outcomes through providing Supportive Housing, Coordinated Care Management, Enabling Technology (WCM), comprehensive service portfolio (e.g., medical, mental health, housing, etc.), and braided funding.





Mental Health

The CoC coordinates with The Harris Center for Mental Health and IDD (Harris Center) to use its policies and procedures on consumer referral, transfer, and discharge. A consumer is discharged for a variety of reasons that include:

- 1) Services cease to be developmentally, therapeutic, or legally appropriate;
- 2) Request for discharge by the consumer/family/other responsible party;
- 3) Consumer moves or dies; or
- 4) There is no contact with consumer for 90 days and reasonable attempts have been made to contact the consumer with no success.

Harris Center will conduct a discharge planning conference with the treatment team and develop a discharge summary and appropriate follow along services, if requested. Within this process, Harris Center assesses housing factors and strives to discharge clients to a family member or the least restrictive environment that does not receive McKinney-Vento funds. The Harris Center is currently operating a Respite, Rehab and Re-Entry Facility and has partnered with the CoC to provide mental health beds for homeless individuals at the facility.

Harris Center also operates a Jail Diversion Center in coordination with law enforcement and the CoC. Individuals who enter care are offered housing at the center for up to fourteen (14) days then discharged. A Jail Diversion Aftercare program is a voluntary program available for those discharged that provides care coordination and rehabilitation services such as case management, crisis intervention, psychological rehabilitation services, and linkage to housing resources for up to three (3) months after discharge.

Corrections

The Way Home continues the corrections discharge protocol in development with the Texas Department of Criminal Justice (TDCJ) Community Justice Assistance Division. According to TDCJ representatives, contact information is obtained from incarcerated persons released from jail. TDCJ provides Community Justice Assistance Division policies and procedures for persons given community service sentences by the courts. These procedures provide for assessment and continued involvement from a Community Service Officer; the staff works with those incarcerated to locate appropriate housing and refer accordingly.

The Harris Center operates a Jail Re-entry program that provides short-term residence for individuals leaving the Harris County Jail that have no place to live. The voluntary program offers up to twenty (20) beds for short-term stays while discharged individuals search for long-term living arrangements to prevent them from becoming homeless.





Multifamily Annual Compliance Review Summary (CR50)

Project/Property	Funding	Review Date	# Of Findings	# Of Concerns	# Of Observations	Status of Findings	Reason Review Not Conducted
900 Winston	CDBG-DR17	2/14/2024	0	0	0	N/A	N/A
1414 Congress	HOME	2/2/2024	0	0	0	N/A	N/A
2424 Sakowitz Apts.	HOME	3/14/2024	0	0	0	N/A	N/A
4415 Perry Street	HOME	4/4/2024	0	0	0	N/A	N/A
Avenue Terrace	HOME	8/10/2023	0	0	0	N/A	N/A
Avenue Station	CDBG	11/16/2023	0	0	0	N/A	N/A
Brays Crossing	HOME	4/22/2024	0	0	0	N/A	N/A
Bellfort Park	CDBG-DR17	5/3/2024	0	0	0	N/A	N/A
Brompton Square Apts.	CDBG	3/12/2024	2	0	0	Findings Open	N/A
Canal Street Apts.	HOME	3/5/2024	0	0	0	N/A	N/A
Campanile on Commerce	HOME	9/21/2023	0	0	0	N/A	N/A
Chelsea Sr. Community	HOME	3/7/2024	0	0	0	N/A	N/A
Cleme Manor	HOME	4/18/2024	0	0	0	N/A	N/A
Commons of Grace Sr. Estates	HOME	5/30/2024	0	0	0	N/A	N/A
Corder Place Apts.	HOME/HOP WA	6/18/2024	0	0	0	N/A	N/A
Corinthian Village	HOME	10/3/2023	0	0	0	N/A	N/A
Cypress Creek at Reed Road	HOME	9/28/2023	0	0	0	N/A	N/A
Edison Lofts Apartments	CDBG-DR17	2/13/2024	2	1	0	Finding Closed 3/10/2024	N/A
Fair Oak	HOME	11/28/2023	0	0	0	N/A	N/A
Floral Garden Apts.	HOME	1/9/2024	0	0	0	N/A	N/A
Gale Winds Apartments	CDBG-DR17	5/7/2024	0	0	0	N/A	N/A
Garden City Apts.	HOME	6/5/2024	0	0	0	N/A	N/A
Goldberg Towers	CDBG	3/26/2024	0	0	0	N/A	N/A
Golden Bamboo Village I	HOME	8/29/2023	0	0	0	N/A	N/A
Golden Bamboo Village III	HOME	9/12/2023	0	0	0	N/A	N/A
Gulf Coast Arms(Summit at Hirsh Road)	CDBG	5/14/2024	4	0	0	Findings Closed 6/10/2024	N/A
Hannah Project	HOME	8/1/2023	0	0	0	N/A	N/A
Hartwood at Briarwest	CDBG-DR17	10/26/2023	0	0	0	N/A	N/A
Hartwood at Canal	CDBG-DR17	5/23/2024	0	0	0	N/A	N/A
Hartwood at West Little York	CDBG-DR17	4/10/2024	0	0	0	N/A	N/A
Hometowne on Bellfort	HOME	8/22/2023	0	0	0	N/A	N/A
Hometowne on Wayside	HOME	9/5/2023	0	0	0	N/A	N/A
Homewood at Zion	HOME	10/10/2023	0	0	0	N/A	N/A





Project/Property	Funding	Review Date	# Of Findings	# Of Concerns	# Of Observations	Status of Findings	Reason Review Not Conducted
Houston Heights Tower	HOME/CDBG	2/15/2024	0	0	0	N/A	N/A
Independence Hall Apts.	CDBG	2/15/2024	6	0	0	Findings Open	N/A
Indendence Heights	HOME	4/25/2024	0	0	0	N/A	N/A
Jadestone Apts.	CDBG/HOME	10/12/2023	0	0	0	N/A	N/A
Jane Cizik Garden Place	HOME	4/9/2024	0	0	0	N/A	N/A
Kingwood Senior Village Apts.	HOME	6/11/2024	0	0	0	N/A	N/A
Langwick Senior Residences	HOME	4/2/2024	0	0	0	N/A	N/A
Little York Villas Apts.	HOME	3/13/2024	0	0	0	N/A	N/A
Mariposa at Reed Road	HOME	6/6/2024	0	0	0	N/A	N/A
McKee City Living	CDBG-DR17	2/22/2024	6	0	0	Findings Closed 3/1/2024	N/A
NHH at Avenue J	CDBG-DR17	9/8/2023	0	0	0	N/A	N/A
NHH Dale Carnegie	HOME	2/27/2024	0	0	0	N/A	N/A
NHH-Harrisburg	HOME	5/28/2024	0	0	0	N/A	N/A
Northline Apartments	HOME	9/26/2023	0	0	0	N/A	N/A
Orchard at Garden Oaks	HOME	4/10/2024	0	0	0	N/A	N/A
Orchard Park at Willowbrook	HOME	9/14/2023	0	0	0	N/A	N/A
Park Yellowstone	CDBG/DR2	11/7/2023	2	0	0	Closed on 11/30/2023	N/A
Pleasant Hill Village	CDBG	1/4/2024	0	0	0	N/A	N/A
Pointe at Crestmont	CDBG	6/20/2024	0	0	0	N/A	N/A
Reserve at Bankside	CDBG/DR	6/13/2024	0	0	0	N/A	N/A
Residences at Hardy Yards	CDBG/DR	10/26/2023	0	0	0	N/A	N/A
Rose of Sharon Manor II	CDBG/HOME	9/12/2023	0	0	0	N/A	N/A
Saint James Village Apts.	HOME	8/30/2023	0	0	0	N/A	N/A
Sandpiper / Vista Apts	HOME/CDBG	10/17/2023	0	0	0	N/A	N/A
Scott Street Lofts	CDBG/DR17	9/27/2023	0	0	0	N/A	N/A
Simmons Gardens Sr Citizen Housing	HOME	3/1/2024	0	0	0	N/A	N/A
Somerset Lofts	CDBG-DR2	12/5/2023	1	0	0	Finding Closed 1/4/2024	N/A
South Acres Ranch II	HOME	1/23/2024	0	0	0	N/A	N/A
Cottages at South Acres Ranch	HOME	11/14/2023	0	0	0	N/A	N/A
South Rice Apartments	CDBG/DR17	8/28/2023	0	0	0	N/A	N/A
Sterling Court	HOME	9/19/2023	1	0	0	Finding Closed 10/18/2023	N/A
Sunflower Terrace Apts.	HOME	10/24/2023	0	0	0	N/A	N/A
The Men's Center	HOME	11/15/2023	0	0	0	N/A	N/A





Project/Property	Funding	Review Date	# Of Findings	# Of Concerns	# Of Observations	Status of Findings	Reason Review Not Conducted
Travis Street Plaza Apts.	HOME	5/2/2024	0	0	0	N/A	N/A
U.S. Vets at Midtown Terrace	CDBG/HOME	1/11/2024	0	0	0	N/A	N/A
Victory Apts.	CDBG/HOME	1/4/2024	0	0	0	N/A	N/A
Villas at Eastwood	HOME	9/20/2023	0	0	0	N/A	N/A
Village of Hickory Glen	HOME	6/27/2024	0	0	0	N/A	N/A
Village of Zion Senior Apts.	HOME	8/8/2023	0	0	0	N/A	N/A
Village Park North Apts.	HOME	0/7/2023	0	0	0	N/A	N/A
Village at Palm Center	CDBG	2/6/2024	6	0	0	Findings Closed 2/25/2024	N/A
Villas at Colt Run	HOME	4/15/2024	0	0	0	N/A	N/A
W. Leo Daniels Towers	CDBG/HOME	8/24/2023	0	0	0	N/A	N/A
WALIPP Sr. Residences	HOME	5/10/2024	0	0	0	N/A	N/A
Watercrest at Kingwood	HOME	6/4/2024	0	0	0	N/A	N/A
Woodland Christian Tower	HOME	6/23/2024	3	0	0	Findings Closed 7/23/2024	N/A
Womens Home Phase II	HOME	10/19/2023	0	0	0	N/A	N/A





Multifamily Rental Minimum Property Standards (MPS) Summary of Inspection Issues Identified (CR50)

The following properties were inspected for the period of July 1, 2023 to June 30, 2024.

No.	Affordable Rental Housing Properties	Funding	Insp.Date	Issues Detected	Status of Findings
1	900 Winston Apartments	CDBG-DR17	2/14/2024	No Issues	N/A
2	A Caring Safe Place Apartments	HOPWA	04/24/24	No Issues	N/A
3	A Friendly Haven Apartments	HOPWA	08/03/23	No Issues	N/A
4	Avenue Station Apartments	CDBG/DR2	11/16/23	No Issues	N/A
5	Avenue Terrace Apts.(Irvington Court Apts.)	HOME	08/10/23	No Issues	N/A
6	Belfort Park Apartments	CDBG-DR	5/3/2024	No Issues	N/A
7	Brompton Square Apartments	CDBG	3/12/2024	No Issues	N/A
8	Campanile on Commerce Apts.	HOME	9/21/2023	No Issues	N/A
9	Chelsea Senior Community Apartments	HOME	3/7/2024	No Issues	N/A
10	Cleme Manor Apartments	CDBG-DR	04/18/24	1 Finding	Finding remains open.
11	Commons of Grace Sr.Apt.Homes	HOME	05/30/24	No Issues	N/A
12	Corder Place Apartments	HOME/HOPWA	06/18/24	No Issues	N/A
13	Corinthian Village Apartments	HOME	10/03/23	No Issues	N/A
14	Cottages at South Acres Ranch	HOME	11/14/23	No Issues	N/A
15	Cypress Creek at Reed Road Apartments	HOME	09/28/23	No Issues	N/A
16	Edison Loft Apartments	CDBG-DR	02/13/24	No Issues	N/A
17	Fair Oaks Apartments	HOME	11/28/23	No Issues	N/A
18	Floral Garden Senior Apartments	HOME	01/09/24	No Issues	N/A
19	Gale Winds Apartments	CDBG-DR	05/07/24	No Issues	N/A
20	Garden City Apartments	HOME	06/05/24	No Issues	N/A
21	Goldberg B'nai B'rith Tower Apartments	CDBG	03/26/24	No Issues	N/A
22	Golden Bamboo Village Apartments	HOME	08/29/23	No Issues	N/A
23	Golden Bamboo Village III Apartments	HOME	09/12/23	No Issues	N/A
24	Hannah Project Apts.(Row House CDC)	HOME	08/01/23	No Issues	N/A
25	Hardy Yards Apartments	CDBG/DR	10/26/23	No Issues	N/A
26	Hartwood at Briarwest Apartments	CDBG/DR	05/09/24	No Issues	N/A
27	Hartwood at Canal Apartments	CDBG/DR17	05/23/24	No Issues	N/A
28	Hartwood at West Little York Apartments	CDBG/DR	04/10/24	No Issues	N/A
29	Hometowne on Belfort Apartments	HOME	08/22/23	No Issues	N/A





No.	Affordable Rental Housing Properties	Funding	Insp.Date	Issues Detected	Status of Findings
30	Hometowne on Wayside Apartments	HOME	09/05/23	No Issues	N/A
31	Homewood at Zion Apts. (Zion Gardens Apts.)	HOME	10/10/23	No Issues	N/A
32	Houston Heights Tower Apartments	HOME/CDBG	02/15/24	No Issues	N/A
33	Independence Hall Apartments	CDBG	02/15/24	No Issues	N/A
34	Indpenence Heights Apartments	CDBG/DR2	04/25/24	No Issues	N/A
35	Jadestone Apartments (Camino Real Apts.)	CDBG/HOME	10/12/23	No Issues	N/A
36	Jane Cizik Garden Place Apts.(Women's Home)	HOME	04/09/24	No Issues	N/A
37	Kingwood Sr.Village Apartments	HOME	06/11/24	No Issues	N/A
38	Langwick Senior Residences Apartments	HOME	04/02/24	No Issues	N/A
39	Little York Villas Apartments	HOME	03/13/24	No Issues	N/A
40	Lydia's Place Apartments	HOPWA	01/25/24	No Issues	N/A
41	Mariposa Apt.Homes at Reed Road	HOME	06/06/24	No Issues	N/A
42	McKee City Living Apts.	CDBG-DR17	02/22/24	No Issues	N/A
43	NHH @ Avenue J Apts.	CDBG-DR17	09/08/23	No Issues	N/A
44	NHH 1414 Congress Street SRO	HOME	02/02/24	No Issues	N/A
45	NHH 2424 Sakowitz Street SRO	HOME	03/14/24	No Issues	N/A
46	NHH 4415 Perry Street SRO	HOME	04/04/24	No Issues	N/A
47	NHH Brays Crossing SRO	HOME	04/22/24	No Issues	N/A
48	NHH Canal Street SRO	HOME	03/05/24	No Issues	N/A
49	NHH Dale Carnegie SRO	HOME	02/27/24	No Issues	N/A
50	NHH Harrisburg SRO	HOME	05/28/24	No Issues	N/A
51	Northline Apartment Homes	HOME	09/26/23	No Issues	N/A
52	Orchard at Garden Oaks Apts.(Orchard at Oak Forest Apts.)	HOME	04/10/24	No Issues	N/A
53	Orchard Park at Willowbrook Apartments	HOME	09/14/23	No Issues	N/A
54	Park Yellowstone Apartment Townhomes	CDBG/DR	11/07/23	2 Findings	Findings were corrected on 06/18/2024.
55	Pleasant Hill Village Apartments	CDBG	01/04/18	1 Finding	Finding remains open.
56	Project Row House Apartments	HOME	08/01/23	No Issues	N/A
57	Regency Walk Apts. & Sandpiper Apartments	CDBG	10/17/23	No Issues	N/A
58	Reserve at Bankside Apartments	CDBG/DIDR	06/13/24	No Issues	N/A
59	Residence at Hardy Yards Apartments	CDBG/DR	10/26/23	No Issues	N/A






No.	Affordable Rental Housing Properties	Funding	Insp.Date	Issues Detected	Status of Findings
60	Rose of Sharon Manor II Apts.	HOME/CDBG	09/12/23	No Issues	Close-out inspection.
61	Saint James Village Apts. (Chateau Village Apts.)	HOME	08/30/23	No Issues	N/A
62	Scott Street Loft Apts.	CDBG/DR	09/27/23	No Issues	
63	Simmons Gardens Sr.Citizen Housing	HOME	03/01/24	No Issues	N/A
64	Somerset Loft Apartments	CDBG/DR	12/05/23	No Issues	N/A
65	South Acres Ranch II	HOME	01/23/24	No Issues	N/A
66	South Rice Apartments	CDBG/DR17	08/28/23	No Issues	
67	Sterling Court Senior Residences Apts.	HOME	09/19/23	No Issues	N/A
68	Summit at Hirsch Road Apts.(Gulf Coast Arms Apts.)	HOME	05/14/24	No Issues	N/A
69	Sunflower Terrace Apartments	HOME	10/24/23	No Issues	N/A
70	The Life at Grand Oaks Apts.(Linda Vista Apts.)	CDBG/DIDR	09/13/23	No Issues	Close-out inspection.
71	The Men's Center Apts.	HOME	11/15/23	No Issues	N/A
72	The Pointe at Crestmont Apartments	CDBG	06/20/24	No Issues	N/A
73	Travis Street Plaza Apartments	HOME	05/02/24	No Issues	N/A
74	U.S. Vets at Midtown Terrace Suites	CDBG-R, HOME, BOND	01/11/24	No Issues	N/A
75	Victory Apartments	CDBG/HOME	01/04/24	No Issues	N/A
76	Village at Hickory Glen Apartments	HOME	06/27/24	No Issues	N/A
77	Village at Palm Center Apartments	CDBG-DR	02/06/24	No Issues	N/A
78	Village Park North Apts. (Ambassador North Apts.)	HOME	09/07/23	No Issues	N/A
79	Villas at Colt Run Apartments	HOME	04/15/24	No Issues	N/A
80	Villas at Eastwood Apartments	HOME	09/29/22	4 Findings	All findings remain open.
81	Volunteers of America Apartments	HOPWA	11/03/23	No Issues	N/A
82	W. Leo Daniels Tower Apartments	CDBG/HOME	08/24/23	No Issues	N/A
83	WALIPP Senior Residence Apartments	HOME	05/10/24	No Issues	N/A
84	Watercrest at Kingwood Apartments	HOME	06/04/24	No Issues	N/A
85	Womens Home Phase II Apartments	HOME	10/19/23	No Issues	N/A
86	Woodlands Christian Tower Apartments	HOME	06/23/23	No Issues	Rescheduled for July 2024 due to storm weather damage.
87	Zion Village Senior Apts.(Village of Zion Apts.)	HOME	08/08/23	No Issues	N/A





PR26 – CDBG Financial Summary Report (CR05)

	Office of Community Planning and Development U.S. Department of Housing and Urban Development Integrated Disbursement and Information System PR26 - CDBG Financial Summary Report Program Year 2023 Houston , TX	DATE: 08-09-24 TIME: 9:37 PAGE: 1
---	---	---

PART I: SUMMARY OF CDBG RESOURCES

01 UNEXPENDED CDBG FUNDS AT END OF PREVIOUS PROGRAM YEAR	31,475,463.51
02 ENTITLEMENT GRANT	24,840,800.00
03 SURPLUS URBAN RENEWAL	0.00
04 SECTION 108 GUARANTEED LOAN FUNDS	0.00
05 CURRENT YEAR PROGRAM INCOME	124,925.20
05a CURRENT YEAR SECTION 108 PROGRAM INCOME (FOR SI TYPE)	0.00
06 FUNDS RETURNED TO THE LINE-OF-CREDIT	620,728.58
06a FUNDS RETURNED TO THE LOCAL CDBG ACCOUNT	0.00
07 ADJUSTMENT TO COMPUTE TOTAL AVAILABLE	0.00
08 TOTAL AVAILABLE (SUM, LINES 01-07)	57,061,917.29

PART II: SUMMARY OF CDBG EXPENDITURES

09 DISBURSEMENTS OTHER THAN SECTION 108 REPAYMENTS AND PLANNING/ADMINISTRATION	24,225,883.04
10 ADJUSTMENT TO COMPUTE TOTAL AMOUNT SUBJECT TO LOW/MOD BENEFIT	(358,489.81)
11 AMOUNT SUBJECT TO LOW/MOD BENEFIT (LINE 09 + LINE 10)	23,867,393.23
12 DISBURSED IN IDIS FOR PLANNING/ADMINISTRATION	4,324,532.49
13 DISBURSED IN IDIS FOR SECTION 108 REPAYMENTS	0.00
14 ADJUSTMENT TO COMPUTE TOTAL EXPENDITURES	1,148,219.77
15 TOTAL EXPENDITURES (SUM, LINES 11-14)	29,340,145.49
16 UNEXPENDED BALANCE (LINE 08 – LINE 15)	27,721,771.80

PART III: LOWMOD BENEFIT THIS REPORTING PERIOD

17 EXPENDED FOR LOW/MOD HOUSING IN SPECIAL AREAS	0.00
18 EXPENDED FOR LOW/MOD MULTI-UNIT HOUSING	76,913.57
19 DISBURSED FOR OTHER LOW/MOD ACTIVITIES	24,148,969.47
20 ADJUSTMENT TO COMPUTE TOTAL LOW/MOD CREDIT	(358,489.81)
21 TOTAL LOW/MOD CREDIT (SUM, LINES 17-20)	23,867,393.23
22 PERCENT LOW/MOD CREDIT (LINE 21/LINE 11)	100.00%

LOW/MOD BENEFIT FOR MULTI-YEAR CERTIFICATIONS

23 PROGRAM YEARS(PY) COVERED IN CERTIFICATION	PY: 2023
24 CUMULATIVE NET EXPENDITURES SUBJECT TO LOW/MOD BENEFIT CALCULATION	23,867,393.23
25 CUMULATIVE EXPENDITURES BENEFITING LOW/MOD PERSONS	23,867,393.23
26 PERCENT BENEFIT TO LOW/MOD PERSONS (LINE 25/LINE 24)	100.00%

PART IV: PUBLIC SERVICE (PS) CAP CALCULATIONS

27 DISBURSED IN IDIS FOR PUBLIC SERVICES	4,365,049.46
28 PS UNLIQUIDATED OBLIGATIONS AT END OF CURRENT PROGRAM YEAR	2,924,108.30
29 PS UNLIQUIDATED OBLIGATIONS AT END OF PREVIOUS PROGRAM YEAR	3,739,927.56
30 ADJUSTMENT TO COMPUTE TOTAL PS OBLIGATIONS	0.00
31 TOTAL PS OBLIGATIONS (LINE 27 + LINE 28 – LINE 29 + LINE 30)	3,549,230.20
32 ENTITLEMENT GRANT	24,840,800.00
33 PRIOR YEAR PROGRAM INCOME	249,123.16
34 ADJUSTMENT TO COMPUTE TOTAL SUBJECT TO PS CAP	0.00
35 TOTAL SUBJECT TO PS CAP (SUM, LINES 32-34)	25,089,923.16
36 PERCENT FUNDS OBLIGATED FOR PS ACTIVITIES (LINE 31/LINE 35)	14.15%

PART V: PLANNING AND ADMINISTRATION (PA) CAP

37 DISBURSED IN IDIS FOR PLANNING/ADMINISTRATION	4,324,532.49
38 PA UNLIQUIDATED OBLIGATIONS AT END OF CURRENT PROGRAM YEAR	89,627.42
39 PA UNLIQUIDATED OBLIGATIONS AT END OF PREVIOUS PROGRAM YEAR	384,498.40
40 ADJUSTMENT TO COMPUTE TOTAL PA OBLIGATIONS	0.00
41 TOTAL PA OBLIGATIONS (LINE 37 + LINE 38 – LINE 39 +LINE 40)	4,029,661.51
42 ENTITLEMENT GRANT	24,840,800.00
43 CURRENT YEAR PROGRAM INCOME	124,925.20
44 ADJUSTMENT TO COMPUTE TOTAL SUBJECT TO PA CAP	0.00
45 TOTAL SUBJECT TO PA CAP (SUM, LINES 42-44)	24,965,725.20
46 PERCENT FUNDS OBLIGATED FOR PA ACTIVITIES (LINE 41/LINE 45)	16.14%


LINE 17 DETAIL: ACTIVITIES TO CONSIDER IN DETERMINING THE AMOUNT TO ENTER ON LINE 17
Report returned no data.

LINE 18 DETAIL: ACTIVITIES TO CONSIDER IN DETERMINING THE AMOUNT TO ENTER ON LINE 18





PR26 – CDBG-CV Financial Summary Report (CR05)

	Office of Community Planning and Development	DATE: 08-09-24
	U.S. Department of Housing and Urban Development	TIME: 9:33
	Integrated Disbursement and Information System	PAGE: 1
	PR26 – CDBG-CV Financial Summary Report	
	Program Year 202 Houston , TX	

PART I: SUMMARY OF CDBG-CV RESOURCES

01 CDBG-CV GRANT	35,797,809.00
02 FUNDS RETURNED TO THE LINE-OF-CREDIT	0.00
03 FUNDS RETURNED TO THE LOCAL CDBG ACCOUNT	0.00
04 TOTAL AVAILABLE (SUM, LINES 01-03)	35,797,809.00

PART II: SUMMARY OF CDBG-CV EXPENDITURES

05 DISBURSEMENTS OTHER THAN SECTION 108 REPAYMENTS AND PLANNING/ADMINISTRATION	24,593,679.65
06 DISBURSED IN IDIS FOR PLANNING/ADMINISTRATION	7,159,561.00
07 DISBURSED IN IDIS FOR SECTION 108 REPAYMENTS	0.00
08 TOTAL EXPENDITURES (SUM, LINES 05 – 07)	31,753,240.65
09 UNEXPENDED BALANCE (LINE 04 – LINE8)	4,044,568.35

PART III: LOWMOD BENEFIT FOR THE CDBG-CV GRANT

10 EXPENDED FOR LOW/MOD HOUSING IN SPECIAL AREAS	0.00
11 EXPENDED FOR LOW/MOD MULTI-UNIT HOUSING	0.00
12 DISBURSED FOR OTHER LOW/MOD ACTIVITIES	24,593,679.65
13 TOTAL LOW/MOD CREDIT (SUM, LINES 10 – 12)	24,593,679.65
14 AMOUNT SUBJECT TO LOW/MOD BENEFIT (LINE 05)	24,593,679.65
15 PERCENT LOW/MOD CREDIT (LINE 13/LINE 14)	100.00%

PART IV: PUBLIC SERVICE (PS) CALCULATIONS

16 DISBURSED IN IDIS FOR PUBLIC SERVICES	19,584,466.85
17 CDBG-CV GRANT	35,797,809.00
18 PERCENT OF FUNDS DISBURSED FOR PS ACTIVITIES (LINE 16/LINE 17)	54.71%

PART V: PLANNING AND ADMINISTRATION (PA) CAP

19 DISBURSED IN IDIS FOR PLANNING/ADMINISTRATION	7,159,561.00
20 CDBG-CV GRANT	35,797,809.00
21 PERCENT OF FUNDS DISBURSED FOR PA ACTIVITIES (LINE 19/LINE 20)	20.00%

LINE 10 DETAIL: ACTIVITIES TO CONSIDER IN DETERMINING THE AMOUNT TO ENTER ON LINE 10

Report returned no data.

LINE 11 DETAIL: ACTIVITIES TO CONSIDER IN DETERMINING THE AMOUNT TO ENTER ON LINE 11

Report returned no data.

LINE 12 DETAIL: ACTIVITIES INCLUDED IN THE COMPUTATION OF LINE 12





CDBG Program Spending Summary (CR05)

PROJECT DESCRIPTION	HUD #	PY 2023 SAP BUDGET	PY 2023 SAP ACTUAL	PY 2023 IDIS DRAWS
Public Facilities				
BERING OMEGA COMMUNITY SERVICES	11367	-	7,835.50	6,990.73
EDISON PERFORMING ARTS CENTER (EPAC)	12453	-	1,156,253.13	998,670.64
BETHUNE EMPOWERMENT CENTER - PHASE I	12538	-	947,043.48	1,236,769.12
WINZER PARK - IMPROVEMENTS PROJECT	12720	-	1,404,642.32	1,862,693.85
SERJOBS WORKFORCE TRAINING CENTER	12731	-	230,414.90	232,026.27
COVENANT HOUSE	12756	-	1,427,246.14	1,297,775.83
FIFTH WARD TECHNOLOGY CENTER (FWTC)	12810	-	811,829.06	815,536.97
BETHUNE EMPOWERMENT CENTER - PHASE II	12892	-	700,249.07	665,751.39
H.E.A.R.T. TRAINING CENTER	12896	-	41,032.15	67,018.92
TIRZ PUBLIC FACILITY	N/A	-	(137,774.39)	-
EAST END FOOD FACTORY	Canceled	-	(24,714.56)	-
WESLEY AME CHURCH	N/A	-	2,546.85	-
PRJ - SOUTHWEST CIVIC CORE MSC	TBD	-	6,281.73	-
WESLEY COMMUNITY CENTER	Canceled	-	(11,808.55)	-
PRJ-PUBLIC FACILITIES	TBD	600,000.00	-	-
THE ALLIANCE	Canceled	-	(2,467.47)	-
PUBLIC FACILITY	N/A	942,566.00	-	-
Total Public Facilities		\$1,542,566.00	\$6,558,609.36	\$7,183,233.72
Public Services				
MAGO - EARLY INTERVENTION SERVICES	12553	-	(686.82)	-
HIV/AIDS EDUCATION PROGRAM	12596	-	71,177.00	41,453.53
H.E.A.R.T. PROGRAM	12637	-	0.15	0.15
HOMELESS SERVICES PROGRAM	12673	-	207,752.30	207,752.30
JUVENILE DELINQUENCY PREVENTION	12687	-	31,511.60	31,511.60
CHILD CARE PROGRAM	12688	-	11,444.94	11,444.94
VILLAGE LEARNING CENTER	12694	-	46,521.32	61,824.23
THE WOMEN'S HOME	12700	-	306,832.78	332,019.68
MOBILE COMPUTER LABORATORY	12712	-	42,006.97	43,946.51
HEALTHCARE FOR THE HOMELESS	12718	-	61,049.24	61,049.24
RE-ENTRY PROGRAM	12719	-	57,673.94	57,673.94
CAPITAL IDEA - HOUSTON	12722	-	129,586.45	150,307.73
H.E.A.R.T. PROGRAM	12723	-	105,482.69	135,737.38
CHRONIC DISEASE PREVENTION PROGRAM	12727	-	59,513.92	59,513.92
COMMUNITY BASED MENTAL HEALTH SERVICES	12728	-	141,276.98	141,276.98
SEARCH HOMELESS SERVICES	12729	-	7,711.50	114,381.17
CHILD CARE PROGRAM	12763	-	347,713.63	309,466.93
JUVENILE DELINQUENCY PREVENTION	12764	-	317,015.20	317,015.20
HOMELESS SERVICES PROGRAM	12765	-	277,356.58	347,738.26





PROJECT DESCRIPTION	HUD #	PY 2023 SAP BUDGET	PY 2023 SAP ACTUAL	PY 2023 IDIS DRAWS
SEARCH HOMELESS SERVICES	12782	-	578,575.31	506,769.38
HEALTHCARE FOR THE HOMELESS	12844	-	154,935.36	154,248.54
RE-ENTRY PROGRAM	12853	92,477.16	92,477.16	92,477.16
H.E.A.R.T. PROGRAM	12854	-	208,319.32	208,319.32
ESSN & SUPPORT	12859	500,000.00	-	-
VILLAGE LEARNING CENTER	12860	-	-	102,159.39
WESLEY COMMUNITY CENTER	12861	-	116,990.53	116,990.53
THE WOMEN'S HOME	12862	50,638.79	65,077.25	65,077.25
CATHOLIC CHARITIES	12863	150,000.00	38,583.28	38,583.28
CAPITAL IDEA - HOUSTON	12871	250,000.00	50,525.66	50,525.66
ELDERLY SERVICES PROGRAM	12883	389,995.14	389,995.14	389,995.14
SEARCH HOMELESS SERVICES	12887	611,687.00	102,138.10	102,138.10
CAREER & RECOVERY	12889	244,427.00	11,361.76	20,440.20
AVENUE CDC	12897	161,071.86	20,317.77	34,418.55
COVENANT HOUSE	12928	26,250.00	1,089.42	1,969.24
HOUSTON HOUSING	12942	286,713.18	-	-
JUVENILE DELINQUENCY	12943	118,333.27	28,851.12	28,851.12
CHILD CARE COUNCIL	12944	172,592.00	27,972.91	27,972.91
VILLAGE LEARNING CENTER	12860	-	102,159.39	-
CATHOLIC CHARITIES	TBD	-	3,339.95	-
DOMESTIC VIOLENCE	TBD	382,054.50	16,268.60	-
CATHOLIC CHARITIES	TBD	21,870.80	-	-
HEART	TBD	88,951.14	-	-
AFTER SCHOOL PROGRAM	TBD	150,000.00	-	-
YOUTH ENRICHMENT	TBD	200,000.00	-	-
PUBLIC SERVICES	TBD	268,713.16	-	-
Total Public Services		\$4,165,775.00	\$4,229,918.40	\$4,365,049.46
Homebuyer Assistance				
HOMEBUYER ASSISTANCE	12697	-	105,821.11	172,758.14
PRJ-HOMEBUYER ASSISTANCE	12904	350,590.00	161,672.40	-
CDBG TIRZ - HOAP	N/A	-	(1,613,170.14)	-
HOMEBUYER ASSISTANCE	Various	1,699,193.00	-	-
HAP ACTIVITY DELIVERY (PY2022)	12697	-	-	114,401.72
HAP-59218	12697	-	30,000.00	-
HAP-68309	12838	-	50,000.00	-
HAP-68835	12812	-	30,000.00	-
HAP-69939	12891	-	3,667.23	-
HAP-70631	12818	-	30,000.00	-
HAP-71486	12815	-	21,968.00	-
HAP-71614	12816	-	44,750.38	-
HAP-71834	12846	-	48,325.00	-





PROJECT DESCRIPTION	HUD #	PY 2023 SAP BUDGET	PY 2023 SAP ACTUAL	PY 2023 IDIS DRAWS
HAP-72092	12842	-	22,954.00	-
HAP-72941	12839	-	50,000.00	-
HAP-73561	12845	-	32,825.00	-
HAP-73571	12852	-	28,285.50	-
HAP-73668	12841	-	21,878.00	-
HAP-73709	12849	-	17,500.32	-
HAP-73752	12817	-	50,000.00	-
HAP-36302	12819	-	30,000.00	30,000.00
HAP-36665	12792	-	-	30,000.00
HAP-47114	12879	-	30,000.00	30,000.00
HAP-51712	12821	-	-	30,000.00
HAP-54076	12890	-	-	6,248.41
HAP-57111	12811	-	-	30,000.00
HAP-58071	12776	-	-	30,000.00
HAP-59218	12697	-	(30,000.00)	-
HAP-68048	12790	-	-	30,000.00
HAP-68309	12838	-	-	50,000.00
HAP-68747	12837	-	30,000.00	30,000.00
HAP-68835	12812	-	-	30,000.00
HAP-69765	12820	-	32,443.00	32,443.00
HAP-69893	12793	-	-	20,211.32
HAP-69939	12891	-	-	49,017.17
HAP-70631	12818	-	-	30,000.00
HAP-70839	12877	-	-	50,000.00
HAP-70847	12791	-	-	50,000.00
HAP-70851	12777	-	-	40,396.20
HAP-71453	12881	-	-	50,000.00
HAP-71486	12815	-	-	21,968.00
HAP-71614	12816	-	-	44,750.38
HAP-71834	12846	-	-	48,325.00
HAP-72092	12842	-	-	22,954.00
HAP-72169	12869	-	20,195.14	20,195.14
HAP-72698	12851	-	14,828.50	14,828.50
HAP-72913	12789	-	-	30,332.00
HAP-72941	12839	-	-	50,000.00
HAP-73500	12872	-	-	24,850.50
HAP-73559	12843	-	50,000.00	50,000.00
HAP-73561	12845	-	-	32,825.00
HAP-73571	12852	-	-	28,285.50
HAP-73608	12902	-	-	33,199.67
HAP-73665	12907	-	-	50,000.00





PROJECT DESCRIPTION	HUD #	PY 2023 SAP BUDGET	PY 2023 SAP ACTUAL	PY 2023 IDIS DRAWS
HAP-73667	12886	-	-	30,516.96
HAP-73668	12841	-	-	21,878.00
HAP-73703	12875	-	-	21,328.00
HAP-73709	12849	-	-	17,500.32
HAP-73732	12876	-	-	50,000.00
HAP-73752	12817	-	-	50,000.00
HAP-73782	12878	-	-	12,156.96
HAP-73792	12848	-	23,941.00	23,941.00
HAP-73890	12874	-	-	50,000.00
HAP-74067	12882	-	-	33,426.56
HAP-74103	12923	-	-	50,000.00
HAP-74107	12866	-	-	13,361.55
HAP-74140	12873	-	-	47,108.00
HAP-74141	12900	-	-	27,879.00
HAP-74166	12880	-	-	48,000.00
HAP-74195	12856	-	23,251.00	23,251.00
HAP-74201	12932	-	-	50,000.00
HAP-74205	12936	-	-	50,000.00
HAP-74220	12906	-	-	20,805.89
HAP-74231	12931	-	-	50,000.00
HAP-74244	12912	-	-	50,000.00
HAP-74266	12933	-	-	50,000.00
HAP-74268	12911	-	-	50,000.00
HAP-74290	12903	-	-	50,000.00
HAP-74311	12935	-	-	50,000.00
HAP-74368	12924	-	-	50,000.00
HAP-74374	12910	-	-	32,778.78
HAP-74388	12940	-	-	21,978.94
HAP-74396	12905	-	-	25,532.50
HAP-74401	12938	-	-	17,050.00
HAP-74423	12937	-	-	36,992.92
HAP-74566	12934	-	-	50,000.00
Total Homebuyer Assistance		\$2,049,783.00	(638,864.56)	\$2,583,476.03
Single Family Housing				
HOME REPAIR PROGRAM	12022	-	42,479.35	49,607.35
HOME REPAIR PROGRAM	12024	-	1,199.39	-
HOME REPAIR PROGRAM	12249	-	296,098.83	271,800.58
HOME REPAIR PROGRAM	12454	-	234,356.32	240,019.49
PRJ - SFR	12518	-	1,629.42	1,257.85
HOME REPAIR PROGRAM	12542	-	559,129.76	723,634.78
PRJ-SINGLE FAMILY REPAIR	12633	-	462,061.12	500,408.05





PROJECT DESCRIPTION	HUD #	PY 2023 SAP BUDGET	PY 2023 SAP ACTUAL	PY 2023 IDIS DRAWS
SINGLE FAMILY HOUSING	12724	-	3,140,092.63	3,119,412.49
SINGLE FAMILY HOUSING	12732	-	421,550.77	486,773.66
BETHUNE EMPOWERMENT CENTER	12893	4,259,615.00	-	982,941.97
SINGLE FAMILY HOUSING	12895	-	1,953,293.55	82,154.47
SINGLE FAMILY HOUSING	12898	-	806,875.62	812,802.87
PRJ-TITLE SEARCH	12901	-	8,491.16	-
CDBG TIRZ PRJ SF NEW HOE DEV	N/A	-	(67,561.40)	-
TIRZ PROJECT DELIVERY	N/A	-	45,355.09	-
HOME BUYER ASSISTANCE	Various	-	1,292,316.17	-
PRJ SF HOME REPAIR	12895	1,065,000.00	-	-
Total Single Family Housing		\$5,324,615.00	\$9,197,367.78	\$7,270,813.56
Multifamily Housing				
4600 MAIN	11397	-	76,460.84	76,913.57
Total Multifamily Housing		-	\$76,460.84	\$76,913.57
Lead-Based Paint				
PRJ-LEAD BASED PAINT	12594	-	21,954.87	24,053.75
LEAD BASED PAINT	12595	-	8,999.38	9,577.50
LEAD BASED PAINT	12840	-	300,000.00	300,000.00
PRJ - LEAD BASED PAINT - HIGH IMPACT	TBD	-	522.90	-
PRJ-LEAD BASED PAINT	TBD	38,433.00	-	-
LEAD BASED PAINT	TBD	153,734.00	-	-
Total Lead-Based Paint		\$192,167.00	\$331,477.15	\$333,631.25
Code Enforcement				
CODE ENFORCEMENT	12057	-	1,557.03	-
CODE ENFORCEMENT	12225	-	11,477.35	-
CODE ENFORCEMENT	12417	-	8,533.75	-
CODE ENFORCEMENT	12534	-	3,402.50	-
PRJ-CODE ENFORCEMENT	12593	-	86,686.09	156,203.88
CODE ENFORCEMENT	12598	-	(526.55)	-
CODE ENFORCEMENT	12686	-	207,111.02	465,527.61
LEGAL TITLE SEARCH	12710	-	(68,712.87)	1,871.83
CODE ENFORCEMENT	12884	2,408,494.00	1,646,168.56	1,630,806.10
CODE ENFORCEMENT	12885	132,015.00	-	-
CDBG-PRJ CODE-ENFORCEMENT	TBD	-	6,988.10	-
CLR-LGL TITLE SEARCH	TBD	184,480.00	210,965.84	-
Total Code Enforcement		\$2,724,989.00	\$2,113,650.82	\$2,254,409.42
Economic Development				
PRJ - HEB	12032	-	5,639.73	-
EAST END INNOVATION MAKER HUB	12397	-	178,109.78	158,356.03
EAST END MAKER HUB	12397	3,372,745.00	-	-
EAST END MAKER HUB	12397	30,000.00	-	-





PROJECT DESCRIPTION	HUD #	PY 2023 SAP BUDGET	PY 2023 SAP ACTUAL	PY 2023 IDIS DRAWS
ECONOMIC DEVELOPMENT	12397	450,000.00	-	-
PRJ-ECONOMIC DEVELOPMENT	12397	20,000.00	-	-
Total Economic Development		\$3,872,745.00	\$183,749.51	\$158,356.03
Housing Services				
TBRA-HOUSING SERVICES	12541	-	(13,335.37)	-
TBRA - HOUSING SERVICES	12823	-	13,335.37	-
TBRA-HOUSING SERVICES	TBD	-	(3,482.00)	-
Total Housing Services		-	(3,482.00)	-
Program Administration				
ADMIN PROGRAM YEAR 2016	11890	-	(273.99)	-
ADMIN PROGRAM YEAR 2021	12588	-	(1,638,092.23)	-
ADMIN PROGRAM YEAR 2022	12689	-	663,301.60	49,824.03
ADMIN PROGRAM YEAR 2023	12822	4,336,160.00	9,643,467.64	4,336,160.00
PRJ - CDBG TIRZ	N/A	-	(7.80)	-
TIRZ PROGRAM YEAR 2021	N/A	-	(1,977,803.00)	-
TIRZ PROGRAM YEAR 2022	N/A	-	(15,117.11)	-
CDBG-PLA-COALITION FOR HOMELES	12721	-	94,076.35	94,076.35
COALITION FOR HOMELESS	TBD	130,000.00	-	-
CDBG-FAIR HOUSING	12690	-	41,493.83	41,934.09
CDBG-FINANCE DEPT ADMIN	12684	-	1,171.42	1,171.42
CDBG-FINANCE DEPT ADMIN	12824	78,000.00	78,628.34	78,000.00
CDBG-LEGAL DEPT ADMIN	12709	-	11,791.51	68,060.73
CDBG-LEGAL DEPT ADMIN	TBD	424,000.00	388,621.63	-
Total Program Administration		\$4,968,160.00	\$7,291,258.19	\$4,669,226.62
Converted CDBG Activities	2	-	-	(344,694.13)
CDBG PROGRAM YEAR 2023 GRAND TOTAL		24,840,800.00	29,340,145.49	28,550,415.53





CDBG-CV Program Spending Summary (CR05)

PROJECT DESCRIPTION	HUD #	PY 2023 SAP BUDGET	PY 2023 SAP ACTUAL	PY 2023 IDIS DRAWS
Public Services				
CATHOLIC CHARITIES OF THE	12515	-	-	20.00
Houston Housing Authority - CARES Act	12492	-	268,675.10	223,395.72
Family Endeavor - CARES Act	12521	-	(31,291.16)	-
Coalition For Homeless - CARES Act	12602	-	598,001.19	544,001.75
NAVIGATION CENTER - CARES Act	12691	-	1,232,700.12	1,181,334.12
West Houston Asst Min - CARES Act	12693	-	125,143.55	144,423.19
Career & Recovery - CARES Act	12695	-	448,635.05	387,141.21
SEARCH - CARES Act	12696	-	326,213.47	279,205.58
Wesley Community Center - CARES Act	12703	-	177,238.22	210,562.11
Catholic Charities - CARES Act	12704	-	894,286.75	640,132.50
Northwest Asst Ministri - CARES Act	12705	-	229,929.15	239,533.82
Salvation Army - CARES Act	12708	-	576,665.69	718,442.79
Salvation Army - CARES Act	12708	-	31,523.41	-
The Harris Center - CARES Act	12775	-	1,255,702.16	1,147,327.74
Catholic Charities - CARES Act	12804	-	25,000.00	25,000.00
Total Public Services		-	\$6,158,422.70	\$5,740,520.53
Public Facilities				
Covenant House Texas	12756	-	5,353,012.00	4,565,710.80
Total Public Facilities		-	\$5,353,012.00	\$4,565,710.80
Program Administration				
Planning & Admin - CARES Act	12495	-	126,550.82	2,085,171.55
CDBG-CV - Admin - PS	12495	-	899,441.70	-
CDBG-CV - Admin - CM	12495	-	289,205.58	-
CDBG-CV - Admin - DO	12495	-	379,450.91	-
CDBG-CV - Admin - FA	12495	-	134,790.97	-
CDBG-CV - Admin - GM	12495	-	124,646.60	-
Total CDBG-CV Admin		-	\$1,954,086.58	\$2,085,171.55
CDBG-CV PROGRAM YEAR 2023 GRAND TOTAL		-	\$13,465,521.28	\$12,391,402.88





HOME Program Spending Summary (CR05)

PROJECT DESCRIPTION	HUD #	PY 2023 SAP BUDGET	PY 2023 SAP ACTUAL	PY 2023 IDIS DRAWS
Program Administration				
HOME - Admin	11794	-	(25,975.00)	-
HOME - Admin - GM	12590	-	1,214.33	424,388.97
HOME - Admin - FA	12590	-	8.23	-
HOME - Admin - SF	12590	-	6.50	-
HOME - Admin - PC	12590	-	1.83	-
HOME - Admin - MF	12590	-	(53,531.77)	-
HOME - Admin - CM	12590	-	597.34	-
ADM COMM & OUTREACH	12726	-	158,294.03	1,169,948.70
ADM COMPLIANCE	12726	-	102,166.90	-
ADM FINANCE	12726	-	45,299.39	-
HOME - Admin - SF	12726	-	36,840.03	-
HOME - Admin - MF	12726	-	161,861.37	-
HOME - Admin	12726	-	153,698.12	-
Caring Safe Place Title	12855	-	4,518.56	-
Change Happens Title	12870	-	1,636.67	-
HOME - Admin - MF	TBD	-	516,921.18	-
ADM COMPLIANCE	TBD	-	313,154.01	-
Home - Admin CO	TBD	-	147,619.33	-
HOME - Admin - FA	TBD	-	44,820.98	-
HOME - Admin - SF	TBD	-	39,385.14	-
HOME - Admin	TBD	859,211.00	45,180.13	-
Legal Dept - Admin	TBD	75,000.00	-	-
Total Administration		\$934,211.00	\$1,693,717.30	\$1,594,337.67
Multifamily Development				
PRJ - Light Rail Lofts - 4600 Main - MF	12000	-	56,918.44	209,769.14
PRJ - Sunrise Lofts - MF	12577	-	57,156.77	29,309.86
Temenos	12629	-	2,317,615.00	2,628,577.11
PRJ - Temenos Place	12629	-	155,732.84	-
PRJ - 6168 South Loop East	12850	-	54,036.08	63,569.18
6168 South Loop East	12850	-	24,120.09	-
PRJ - Heart of Houston HCD	TBD	-	18,387.72	-
PRJ - Multifamily	TBD	600,000.00	-	-
PRJ - Avenue C	TBD	-	5,285.23	-
AGCM	TBD	250,000.00	-	-
MFR - Devel/Reloc Asst - Unallocated	N/A	7,931,581.00	-	-
Total Multifamily Development		\$8,781,581.00	\$2,689,252.17	\$2,931,225.29
Single Family Development				
Change Happens	Various	-	428,497.29	-





Change Happens	Various	-	421,541.15	-
PRJ - 7956	12825	-	1,570.74	203,957.91
PRJ - 7956	12825	-	11,871.56	-
PRJ - 7956	12825	-	16,715.63	-
PRJ - 7956	12825	-	9,217.94	-
PRJ - 7969	12826	-	1,570.74	135,977.90
PRJ - 7969	12826	-	11,871.56	-
PRJ - 7969	12826	-	16,715.63	-
PRJ - 7969	12826	-	9,119.26	-
PRJ - 7514	12827	-	21,197.96	265,966.70
PRJ - 7514	12827	-	1,570.74	-
PRJ - 7514	12827	-	11,871.56	-
PRJ - 7514	12827	-	9,650.21	-
PRJ - 7711	12914	-	1,570.73	-
PRJ - 7711	12914	-	11,871.56	-
PRJ - 7711	12914	-	8,050.10	-
PRJ - 7944	12917	-	1,570.74	128,589.00
PRJ - 7944	12917	-	11,871.56	-
PRJ - 7944	12917	-	16,715.63	-
PRJ - 7944	12917	-	11,715.95	-
PRJ - 8114	12918	-	1,570.73	-
PRJ - 8114	12918	-	16,715.62	-
PRJ - 8114	12918	-	11,871.57	-
PRJ - 8114	12918	-	7,438.89	-
PRJ - 8151	12914	-	16,715.62	-
PRJ - 8151	12915	-	43,412.88	-
PRJ - 8151	12915	-	1,570.73	-
PRJ - 8151	12915	-	11,871.56	-
PRJ - 8151	12915	-	16,715.62	-
PRJ - 7504	12916	-	1,570.73	-
PRJ - 7504	12916	-	16,715.62	-
PRJ - 7504	12916	-	11,871.57	-
PRJ - 7504	12916	-	9,174.32	-
Caring Safe Place	Various	-	1,173,457.41	-
Caring Safe Place	Various	-	320,455.65	-
Caring Safe Place	Various	-	378,283.68	-
PRJ - 7951	12828	-	15,297.62	182,111.89
PRJ - 7951	12828	-	10,286.54	-
PRJ - 7951	12828	-	6,090.31	-
PRJ - 7951	12828	-	60.97	-
PRJ - 7953	12829	-	13,269.67	188,493.53
PRJ - 7953	12829	-	10,286.54	-
PRJ - 7953	12829	-	5,447.39	-





PRJ - 7953	12829	-	60.97	-
PRJ - 7974	12830	-	14,250.75	181,962.77
PRJ - 7974	12830	-	10,286.54	-
PRJ - 7974	12830	-	5,447.39	-
PRJ - 7974	12830	-	60.97	-
PRJ - 7978	12831	-	10,530.23	188,375.57
PRJ - 7978	12831	-	10,286.54	-
PRJ - 7978	12831	-	5,447.39	-
PRJ - 7978	12831	-	60.97	-
PRJ - 7992	12832	-	12,265.69	188,623.45
PRJ - 7992	12832	-	10,286.54	-
PRJ - 7992	12832	-	5,447.39	-
PRJ - 7992	12832	-	60.97	-
PRJ - 7996	12833	-	10,286.54	208,043.54
PRJ - 7992	12833	-	5,447.39	-
PRJ - 7996	12833	-	7,596.81	-
PRJ - 7996	12833	-	60.97	-
PRJ - 5504	12834	-	10,286.54	246,920.24
PRJ - 5504	12834	-	5,634.42	-
PRJ - 5504	12834	-	5,447.39	-
PRJ - 5504	12834	-	60.97	-
PRJ - 5506	12835	-	10,286.54	253,973.71
PRJ - 5506	12835	-	5,447.39	-
PRJ - 5506	12835	-	6,866.19	-
PRJ - 5506	12835	-	60.97	-
PRJ - 7965	12836	-	10,286.54	266,736.71
PRJ - 7965	12836	-	5,447.39	-
PRJ - 7965	12836	-	5,967.94	-
PRJ - 7965	12836	-	7,676.87	-
PRJ - 7965	12836	-	60.97	-
PRJ - 5722	TBD	-	4,395.35	-
PRJ - 5722	TBD	-	5,447.37	-
PRJ - 5722	TBD	-	60.97	-
PRJ - 5722	TBD	-	10,286.54	-
PRJ - 7926	TBD	-	4,339.69	-
PRJ - 7926	TBD	-	5,447.37	-
PRJ - 7926	TBD	-	5,447.37	-
PRJ - 7926	TBD	-	60.96	-
PRJ - 7926	TBD	-	10,286.53	-
PRJ - 7970	TBD	-	10,286.54	-
PRJ - 7970	TBD	-	5,447.39	-
PRJ - 7970	TBD	-	60.97	-
PRJ - 7986	TBD	-	5,982.07	-





PRJ - 7986	TBD	-	60.96	-
PRJ - 7986	TBD	-	10,286.53	-
CHR-HEART OF HOUSTON	TBD	-	31,610.91	-
PRJ - Heart of Houston Le	TBD	-	10,940.78	-
PRJ - CHDO	TBD	-	(267,450.00)	-
PRJ - Change Happens	TBD	-	(105,585.65)	-
PRJ - Caring Safe Place	TBD	-	(792.59)	-
PRJ - Caring Safe Place	TBD	-	(53,910.15)	-
PRJ - Change Happens	TBD	-	(51,385.47)	-
PRJ - Caring Safe Place	TBD	-	(70,816.01)	-
PRJ - Housing - SF	TBD	350,000.00	-	-
CHDO Reserve SFR - Unallocated	UNA	1,776,317.00	-	-
CHDO Set-Aside / Single Family Housing Development		\$2,126,317.00	\$2,888,422.08	\$2,639,732.92
Tenant Based Rental Assistance (TBRA)				
TBRA - COVID	12492	-	2,413,737.88	2,880,406.52
TBRA - COVID	12492	-	338,271.00	-
Total TBRA		-	\$2,752,008.88	\$2,880,406.52
HOME PROGRAM YEAR 2023 GRAND TOTAL		\$11,842,109.00	\$10,023,400.43	\$10,045,702.40





HOME-ARP Program Spending Summary (CR05)

PROJECT DESCRIPTION	HUD #	PY 2023 SAP BUDGET	PY 2023 SAP ACTUAL	PY 2023 IDIS DRAWS
Program Administration				
HOME-ARP - Admin - FA	12561	-	151,613.04	184,883.50
HOME-ARP - Admin	12561	-	17,183.02	-
HOME-ARP - Admin - GM	12561	-	11,148.03	-
HOME-ARP - Admin - CM	12561	-	4,718.79	-
HOME-ARP - Admin - DO	12561	-	220.62	-
Total Administration		-	\$184,883.50	\$184,883.50
Public Services				
ARP21 Rental Assistance	TBD	-	1,286,876.12	-
Support Service Dv	12730	-	166,304.76	180,284.67
ARP21 N Congreg Women's C	12746	-	9,589,956.17	8,671,341.29
ARP21 PRJ Women's C	12746	-	40,380.74	-
Support Service Sal	12864	-	109,535.89	109,535.89
ARP21 Supportive Services	12865	-	140,860.77	140,860.77
ARP21 Rental Assistance	12867	-	151,591.81	151,591.81
ARP21 ADM AIDS Foundation	12868	-	101,580.32	101,580.32
Total Public Services		-	\$11,587,086.58	\$9,355,194.75
HOME-ARP PROGRAM YEAR 2023 GRAND TOTAL		-	\$11,771,970.08	\$9,540,078.25





HOPWA Program Spending Summary (CR05)

PROJECT DESCRIPTION	HUD #	PY 2023 SAP BUDGET	PY 2023 SAP ACTUAL	PY 2023 IDIS DRAWS
Grantee Administration				
HOPWA-ADMIN	12692	-	180,131.39	168,049.43
HOPWA-ADMIN	12814	398,798.00	339,864.36	106,269.82
Total Grantee Administration		\$398,798.00	\$519,995.75	\$274,319.25
Operating Costs				
HOP-OPERATING LYDIA'S PLACE	12578	-	5,927.04	5,927.04
HOP-HOUSTON HELP	12653	-	198,648.32	176,420.85
HOP-OPERATING LYDIA'S PLACE	12680	-	167,437.71	167,437.71
HOP-BRENTWOOD	12702	-	63,460.25	63,460.25
HOPWA-OPR-BRENTWOOD	12740	-	52,464.69	44,920.74
HOP-AIDS FOUNDATION	12761	-	1,285,469.70	1,042,415.35
HOP-HOUSTON SRO	12770	-	188,553.38	158,089.22
HOPWA-OPR-CARING SAFE PLACE	12774	-	331,439.02	291,050.32
HOPWA-UNA-OPERATING COSTS	N/A	573,918.62	-	-
HOPWA-OPR-HOUSTON HELP	TBD	163,220.00	-	-
HOPWA-OPR-HOUSTON SRO	TBD	290,000.00	-	-
HOPWA-OPR-BRENTWOOD	TBD	174,370.00	-	-
HOPWA-OPR-CARING SAFE PLACE	TBD	507,387.38	-	-
Total Operating Costs		\$1,708,896.00	\$ 2,293,400.11	\$ 1,949,721.48
Short Term Rent Mortgage Utility (STRMUA)				
RMU-MONTROSE	12549	-	52,471.24	52,471.24
RMU-ACCESS CARE	12656	-	261,987.72	226,928.23
RMU-CATHOLIC CHARITIES	12666	-	214,058.00	153,421.02
RMU-BRENTWOOD	12701	-	162,647.28	127,504.23
RMU-MONTROSE	12733	-	338,710.88	179,286.51
HOPWA-RMU-BRENTWOOD	12737	-	317,867.00	317,867.00
RMU-HACS	12741	-	6,008.55	6,008.55
RMU-AIDS FOUNDATION	12759	-	64,810.11	64,810.11
HOPWA-RMU-MONTROSE	12801	-	396,297.23	396,297.23
HOPWA-RMU-CATHOLIC CHARITIES	12913	-	1,403.91	-
HOPWA-RMU-AIDS FOUNDATION	12921	282,806.40	-	-
HOPWA-UNA-STRMUA	N/A	717,120.29	-	-
HOPWA-RMU-BRENTWOOD	TBD	444,875.00	-	-
HOPWA-RMU-BREAD OF LIFE	TBD	120,001.00	-	-
HOPWA-RMU-MONTROSE	TBD	826,678.22	-	-
HOPWA-RMU-CATHOLIC CHARITIES	TBD	591,421.09	-	-
Total STRMUA		\$2,982,902.00	\$1,816,261.92	\$1,524,594.12
Sponsor Admin				
SAM-BRENTWOOD	12582	-	2,911.00	2,911.00





PROJECT DESCRIPTION	HUD #	PY 2023 SAP BUDGET	PY 2023 SAP ACTUAL	PY 2023 IDIS DRAWS
SAM-HACS	12592	-	11,104.07	11,104.07
SAM-COALITION FOR THE HOMELESS	12644	-	4,520.26	4,520.26
SAM-SEARCH	12649	-	1,046.30	1,046.30
SAM-HOUSTON SRO	12654	-	4,248.08	4,248.08
SAM-ACCESS CARE	12658	-	66,286.10	41,710.57
SAM-CATHOLIC CHARITIES	12662	-	119,863.77	107,447.50
SAM-AIDS FOUNDATION	12679	-	6,342.70	6,342.70
SAM-CARING SAFE PLACE	12683	-	67,444.77	62,181.01
SAM-MONTROSE	12717	-	41,851.04	23,047.98
SAM-BRENTWOOD	12738	-	22,852.99	17,553.43
SAM-AIDS FOUNDATION	12755	-	93,499.99	77,339.12
HOPWA-SAM-HOUSTON SRO	12769	-	11,784.00	11,256.00
SAM-HOUSTON HELP	12771	-	21,927.00	21,234.00
HOPWA-SAM-FLAS	12787	-	3,846.43	2,768.63
SAM-FLAS	12788	-	28,332.35	28,332.35
HOPWA-SAM-BREAD OF LIFE	12794	-	70,429.84	70,429.84
HOPWA-SAM-MONTROSE	12800	-	51,520.90	51,520.90
HOPWA-SAM-BRENTWOOD	12805	-	25,982.92	25,982.92
HOPWA-SAM-GOODWILL	12807	-	7,256.68	6,400.98
HOPWA-SAM-THE WOMEN'S HOME	12808	-	16,896.98	12,967.26
HOPWA-SAM-SEARCH	12857	-	5,376.14	3,028.09
SAM-BREAD OF LIFE	12922	-	36,986.71	-
HOPWA-SAM-COALITION FOR THE HO	12947	2,120.00	-	-
UNA-SPONSOR ADMINISTRATION	N/A	37,202.59	-	-
HOPWA-SAM-BRENTWOOD	TBD	40,417.00	-	-
HOPWA-SAM-ACCESS CARE	TBD	45,527.00	-	-
HOPWA-SAM-CARING SAFE PLACE	TBD	63,740.41	-	-
HOPWA-SAM-BREAD OF LIFE	TBD	136,105.00	-	-
HOPWA-SAM-MONTROSE	TBD	129,769.00	-	-
HOPWA-SAM-CATHOLIC CHARITIES	TBD	114,750.00	-	-
Total Sponsor Admin		\$569,631.00	\$722,311.02	\$593,372.99
Support Services				
HSS-GOODWILL	12365	-	24,001.71	12,680.34
HSS-MONTROSE	12547	-	8,200.51	8,200.51
HSS-GOODWILL	12631	-	13,228.22	13,228.22
HSS-SEARCH	12648	-	59,975.63	59,975.63
HSS-HOUSTON HELP	12652	-	90,047.09	74,035.39
HSS-ACCESS CARE	12660	-	167,016.26	121,990.33
HSS-CATHOLIC CHARITIES	12663	-	336,109.77	258,876.19
HSS-BRENTWOOD	12676	-	51,881.37	39,299.80
HSS-CARING SAFE PLACE	12682	-	163,199.69	129,912.41





PROJECT DESCRIPTION	HUD #	PY 2023 SAP BUDGET	PY 2023 SAP ACTUAL	PY 2023 IDIS DRAWS
HOPWA-HSS-HOUSTON SRO	12715	-	41,395.79	34,314.43
HOPWA-HSS-MONTROSE	12736	-	124,755.14	124,755.14
HOPWA-HSS-BRENTWOOD	12739	-	79,811.80	79,811.80
HSS-HACS	12742	-	32,138.73	32,138.73
HSS-AIDS FOUNDATION	12760	-	197,432.50	176,087.18
HOPWA-HSS-CARING SAFE PLACE	12773	-	212,425.13	212,425.13
HOPWA-HSS-FLAS	12786	-	104,030.58	94,156.89
HOPWA-HSS-BREAD OF LIFE	12795	-	181,183.94	181,183.94
HOPWA-HSS-GOODWILL	12806	-	89,428.40	89,428.40
HOPWA-HSS-THE WOMEN'S HOME	12809	-	117,639.55	92,121.42
HOPWA-HSS-SEARCH	12858	-	95,148.73	70,752.25
HSS-BREAD OF LIFE	12908	-	101,066.00	-
HSS-MONTROSE	12958	-	32,509.63	-
HOPWA-UNA-SUPPORTIVE SERVICES	N/A	946,047.85	-	-
HOPWA-HSS-BRENTWOOD	TBD	101,547.00	-	-
HOPWA-HSS-ACCESS CARE	TBD	29,273.00	-	-
HOPWA-HSS-CARING SAFE PLACE	TBD	369,924.15	-	-
HOPWA-HSS-BREAD OF LIFE	TBD	353,979.00	-	-
HOPWA-HSS-MONTROSE	TBD	197,097.00	-	-
HOPWA-HSS-CATHOLIC CHARITIES	TBD	96,771.00	-	-
Total Support Services		\$2,094,639.00	\$2,322,626.17	\$1,905,374.13
Permanent Housing Placement (PHP)				
PHP-HACS	12462	-	410.00	410.00
PHP-ACCESS CARE	12661	-	50,000.00	50,000.00
HOPWA-PHP-MONTROSE	12716	-	28,111.30	26,482.29
HOPWA-PHP-CATHOLIC CHARITIES	12725	-	14,832.77	10,742.77
HOPWA-PHP-FLAS	12784	-	350.00	350.00
HOPWA-PHP-AIDS FOUNDATION	TBD	120,000.00	-	-
HOPWA-PHP-BREAD OF LIFE	TBD	2,000.00	-	-
HOPWA-PHP-MONTROSE	TBD	21,889.00	-	-
HOPWA-PHP-CATHOLIC CHARITIES	TBD	40,000.00	-	-
Total PHP		\$183,889.00	\$93,704.07	\$87,985.06
Technical Assistance/Resource Identification				
THR-COALITION FOR THE HOMELESS	12647	-	48,977.51	41,917.91
HOPWA-THR-COALITION FOR THE HO	12948	14,166.38	-	-
HOPWA-UNA-RESOURCE ID/TECH ASS	N/A	213,686.62	-	-
Total Technical Assistance/ Resource Identification		\$227,853.00	\$48,977.51	\$41,917.91
Tenant Based Rental Assistance (TBRA)				
TBR-CATHOLIC CHARITIES	12665	-	62,300.30	62,300.30
HOPWA-TBR-ACCESS CARE	12699	-	502,619.21	467,715.11





PROJECT DESCRIPTION	HUD #	PY 2023 SAP BUDGET	PY 2023 SAP ACTUAL	PY 2023 IDIS DRAWS
TBR-MONTROSE	12734	-	236,853.07	92,955.01
HOPWA-TBR-MONTROSE	12735	-	439,384.07	439,384.07
HOPWA-TBR-HACS	12753	-	243,560.50	243,560.50
HOPWA-TBR-AIDS FOUNDATION	12757	-	383,849.31	321,408.35
HOPWA-TBR-FLAS	12785	-	400,548.00	182,073.26
HOPWA-TBR-BREAD OF LIFE	12799	-	918,778.81	537,677.43
HOPWA-TBR-CATHOLIC CHARITIES	12803	-	633,766.92	498,652.20
HOPWA-TBR-MONTROSE	12847	468,241.85	-	-
TBR-BREAD OF LIFE	12909	-	91,974.24	-
HOPWA-UNA-TBRA	N/A	465,405.59	-	-
HOPWA-TBR-ACCESS CARE	TBD	1,039,054.00	-	-
HOPWA-TBR-BREAD OF LIFE	TBD	1,377,258.00	-	-
HOPWA-TBR-MONTROSE	TBD	865,646.65	-	-
HOPWA-TBR-CATHOLIC CHARITIES	TBD	911,081.91	-	-
Total TBRA		\$5,126,688.00	\$3,913,634.43	\$2,845,726.23
HOPWA PROGRAM YEAR 2022 GRAND TOTAL		\$13,293,296.00	\$11,730,910.98	\$9,223,011.17





ESG/HESG Program Spending Summary (CR05)

PROJECT DESCRIPTION	HUD #	PY 2023 SAP BUDGET	PY 2023 SAP ACTUAL	PY 2023 IDIS DRAWS
Administration				
ESG-ADMIN	12685	-	80,826.59	145,775.97
ESG-ADMIN	12813	159,740.00	171,782.17	159,740.00
Total Administration		\$159,740.00	\$252,608.76	\$305,515.97
Data Collection				
ESG-HMS-COALITION FOR THE HOME	12946	85,313.00	-	-
ESG-UNA-HMIS	N/A	-	-	-
Total Data Collection		\$85,313.00	-	-
Prevention				
HPV-CCC-HOMELESS PREVENTION	12669	-	128,974.19	128,974.19
HPV-CHILD CARE COUNCIL	12768	-	328,310.34	328,310.34
HMS-COALITION FOR THE HOMELESS	12894	-	84,798.81	84,798.81
ESG-HPV-CATHOLIC CHARITIES	12927	333,497.34	6,350.07	-
ESG-UNA-HOMELESS PREVENTION	N/A	32,841.66	-	-
Total Prevention		\$366,339.00	\$548,433.41	\$542,083.34
Rapid Rehousing				
RRH-CCC-RAPID REHOUSING	12670	-	205,055.71	214,750.38
RRH-CHILD CARE COUNCIL	12767	-	266,764.96	257,070.29
RRH-SEARCH	12888	506,164.00	11,995.07	10,473.67
ESG-UNA-RAPID REHOUSING	N/A	-	-	-
Total Rapid Rehousing		\$506,164.00	\$483,815.74	\$482,294.34
Shelter				
ESN-CHILD CARE COUNCIL	12766	-	863,737.29	863,737.29
ESG-ESN-COVENANT HOUSE	12926	1,012,238.00	31,573.58	-
ESG-UNA-EMERGENCY SHELTER	N/A	90.00	-	-
Total Shelter		\$1,012,328.00	\$895,310.87	\$863,737.29
HESG PROGRAM YEAR 2023 GRAND TOTAL		\$2,129,884.00	\$2,180,168.78	\$2,193,630.94





ESG-CV Program Spending Summary (CR05)

PROJECT DESCRIPTION	HUD #	PY 2023 SAP BUDGET	PY 2023 SAP ACTUAL	PY 2023 IDIS DRAWS
Emergency Shelter				
ESN-CV-NAVIGATION CENTER	12499	-	0.23	1,002,567.87
ESN-CV-NAVIGATION CENTER	12499	-	663,142.14	-
Total Emergency Shelter		-	\$663,142.37	\$1,002,567.87
Homeless Prevention				
HPV-CV-CATHOLIC CHARITIES	12546	-	796,475.00	796,475.00
Total Prevention		-	\$796,475.00	\$796,475.00
Rapid Rehousing				
RRH-CV-BAKER RIPLEY	12510	-	71.63	411,109.09
RRH-CV-AIDS FOUNDATION	12510	-	411,109.09	-
Total Rapid Rehousing		-	\$411,180.72	\$411,109.09
Sponsor Administration				
ADM-CV-CATHOLIC CHARITIES	12486	-	23,661.80	112,743.32
ADM-CV-AIDS FOUNDATION	12486	-	64,081.52	-
Total Sponsor Administration		-	\$87,743.32	\$112,743.32
Program Administration				
ESG-ADMIN-CARES ACT	12486	-	25,000.00	-
Total Program Administration		-	\$25,000.00	-
ESG-CV PROGRAM YEAR 2023 GRAND TOTAL		-	\$1,983,541.41	\$2,322,895.28

Revenue/Program Income Report – CDBG and Section 108 Programs (CR15)

REVENUE DESCRIPTION	REVOLVING FUND GRANTEE	REVOLVING FUND SUBRECIPIENT	NON-REVOLVING FUND GRANTEE	NON-REVOLVING FUND SUBRECIPIENT	TOTAL PROGRAM INCOME
Rental Rehab Loans					
Principal Payment Rental Rehab	0.00	0.00	0.00	0.00	0.00
Interest Payment Rental Rehab	0.00	0.00	0.00	0.00	0.00
Subtotal Rental Rehab Loans	0.00	0.00	0.00	0.00	0.00
HHIP Loans					
Principal Payment HHIP	0.00	0.00	0.00	0.00	0.00
Interest Payment HHIP	0.00	0.00	0.00	0.00	0.00
Other Fees HHIP	0.00	0.00	0.00	0.00	0.00
Subtotal HHIP Loans	0.00	0.00	0.00	0.00	0.00
Multi-Family Housing Loan					
Principal Payment MF Housing Loan	0.00	0.00	0.00	0.00	0.00
Principal Collected	0.00	0.00	0.00	0.00	0.00
Interest Payment MF Housing Loan	0.00	0.00	0.00	0.00	0.00
Subtotal Multi-Family Housing Loan	0.00	0.00	0.00	0.00	0.00
Affordable Housing					
Principal Payment Afford Housing	0.00	0.00	0.00	0.00	0.00





Interest Payment Afford Housing	0.00	0.00	(58,406.32)	0.00	(58,406.32)
Interest Payment SBL Loan	0.00	0.00	(9,811.78)	0.00	(9,811.78)
Subtotal Affordable Housing	0.00	0.00	(68,218.10)	0.00	(68,218.10)
Program Income					
Miscellaneous Revenue	0.00	0.00	(5,341.96)	0.00	(5,341.96)
Demolition	0.00	0.00	0.00	0.00	0.00
Prior Year Revenue	0.00	0.00	(46,864.28)	0.00	(46,864.28)
Administrative Fee - Licenses & Permits	0.00	0.00	(4,500.86)	0.00	(4,500.86)
Sale of Obsolete City Vehicles	0.00	0.00	0.00	0.00	0.00
Sale of Capital Assets/Land/Street	0.00	0.00	0.00	0.00	0.00
Building Space Rental Fee	0.00	0.00	0.00	0.00	0.00
Facility Rental Fee	0.00	0.00	0.00	0.00	0.00
Other Rental Fees	0.00	0.00	0.00	0.00	0.00
Subtotal Other Program Income	0.00	0.00	(56,707.10)	0.00	(56,707.10)
TOTAL PROGRAM INCOME	0.00	0.00	(124,925.20)	0.00	(124,925.20)





Program Income Uses and Beneficiary Information – Summary (CR05/CR50)

COMPLETED HOME ACTIVITIES FUNDED WITH PROGRAM INCOME DURING PY2023																		
Activity Type	Project Name	HOME Assisted Units	HUD Income % Category				Race					Household Type				Program Income Amount		
			0 to 30%	30+ to 50%	50+ to 60%	60+ to 80%	Hispanic Yes/No	White	Black/African American	Asian	Other	Single, Non-Elderly	Elderly	Single Parent	Two Parent		Other	
N/A	N/A	N/A	N/A	N/A	N/A	N/A	N/A	N/A	N/A	N/A	N/A	N/A	N/A	N/A	N/A	N/A	N/A	\$ 0.00
TOTAL COMPLETED HOME ASSISTED ACTIVITIES FUNDED WITH PROGRAM INCOME																	\$ 0.00	

IN-PROGRESS HOME ACTIVITIES FUNDED WITH PROGRAM INCOME DURING PY2023							
Activity Type	Project Name	HOME Assisted Units	HUD Income % Category	Total Units	Type	# of Disabled Units	Program Income Amount
New Construction	6168 South Loop East Apartments	26	<= 30%	26	SRO	2	\$ 63,569.18
TOTAL IN-PROGRESS HOME ASSISTED ACTIVITIES FUNDED WITH PROGRAM INCOME							\$ 63,569.18
TOTAL PY 2023 EARNED PROGRAM INCOME USED TO FUND ACTIVITIES							\$ 63,569.18





2023 ESG Sage Report



Report: CAPER

Period: 7/1/2023 - 6/30/2024

Your user level here: Data Entry and Account Admin

Step 1: Dates

7/1/2023 to 6/30/2024

Step 2: Contact Information

First Name **Melody**
Middle Name
Last Name **Barr**
Suffix
Title **Assistant Director**
Street Address 1 **2100 Travis Street**
Street Address 2 **9th Floor**
City **Houston**
State **Texas**
ZIP Code **77002**
E-mail Address **melody.barr@houstontx.gov**
Phone Number **(832)394-6124**
Extension
Fax Number

Step 4: Grant Information

Emergency Shelter Rehab/Conversion

Did you create additional shelter beds/units through an ESG-funded rehab project **No**
Did you create additional shelter beds/units through an ESG-funded conversion project **No**

Data Participation Information

Are there any funded projects, except HMIS or Admin, which are not listed on the Project, Links and Uploads form? This includes projects in the HMIS and from VSP **No**

Step 5: Project Outcomes

Project outcomes are required for all CAPERS where the program year start date is 1-1-2021 or later. This form replaces the narrative in CR-70 of the eCon Planning Suite.

From the Action Plan that covered ESG for this reporting period copy and paste or retype the information in Question 5 on screen AP-90: "Describe performance standards for evaluating ESG."

In consultation with Lead Agency and other ESG grantees within the CoC, HCD developed program standards for Emergency Shelters (ES), Homelessness Prevention (HP), Rapid Re-Housing (RRH), Street Outreach (SO), and HMIS activities. Grantees within the CoC continue working together to maintain or establish new community wide standards so that the community as a whole works towards common goals. The CoC measures progress toward established goals on a community level, as well as at the individual grantee level. HCD will continue to use the data collected on these outcomes to analyze effective programs and establish more measurable standards for performance outcomes. The City continues to operate under the ESG Written Standards, last updated in PY2021, and updates as necessary. ESG standards for performance continue to be based on the outcomes below.

Number and percentage of people exiting to a known place. Outcome measured by evaluating HMIS data for client exit and will help improve data quality and provide better information on client outcomes for shelter programs. The goal of this standard is to help the CoC measure and reduce the time people spend homeless by providing an overview of program models successful in reducing and eliminating returns to homelessness for clients. The data will also help the community to better target resources to clients who are returning to homelessness and have the highest needs.

Number and percentage of people assisted in overcoming a specific barrier to obtaining housing. Outcome measured by detailing the types of barriers addressed and the steps to decreasing barriers so that clients using ES have more opportunities to access permanent and transitional housing and RRH services. HCD endeavors to reduce the number of people living both on the street and in ES by reducing barriers. Reducing the barriers will increase the likelihood of positive housing outcomes for clients that are accessing ES.

Number and percent of people who increase income from entry to exit in emergency housing programs. Outcome will help the community measure the reduction in barriers to housing for clients in ES. For HP and RRH, the CoC will use the same performance standards to help measure the success of these interventions. Clients who receive RRH assistance will have a separate set of needs and likely higher barriers to maintaining permanent housing, so the outcome goals will be different, even though the measures for both programs are the same.

Based on the information from the Action Plan response previously provided to HUD:

1. Briefly describe how you met the performance standards identified in A-90 this program year. *If they are not measurable as written type in N/A as the answer.*

HCDD continues to work with The Way Home (CoC) to establish community-wide standards, common goals and coordinated plans of action to serve homeless, those at-risk of homelessness, and keep formerly homeless stabilized and housed so they do return to homelessness. HMIS data supports the analysis of performance against the established measures, benchmarks and goals. HCD met the stated performance standards after analyzing available data with assistance from the Coalition for the Homeless of Houston/Harris County, the designated lead agency.

1) Number and percentage of people exiting to a known place:

Based on data from Q23c, 691 out of 992 persons served (69.8%) exited to a known, positive housing destination and 2 persons were excluded from the calculation.

2) Number and percentage of people assisted in overcoming a specific barrier to housing:

Based on data from questions Q8a, Q13a1 and Q13b1 and Q13c1, 804 households were served in PY2023 and 104 were moved into housing (12.9%). Limits on available resources such as housing choice voucher's program rental assistance and available housing units at affordable rents impacted the number moved to housing. Of those, 523 persons reported a physical or mental health condition at entry (52.7% of all served) and 376 persons reported a condition at exit and 136 Stayers reported a condition. Using the percentage housed, it is calculated that 67 persons (12.8%) overcame a specific barrier to obtain housing.

3) Number and percentage of people who increase income from entry to exit in emergency housing programs:

Based on data from Q16, 563 persons reported No Income at start and 362 reported No Income at exit. 201 persons (35.7%) increased their income from none at exit. Of those with an income reported over \$1,000.00, the number of persons at start was 131 persons and 169 at exit, an increase of 29%. There were also 178 adult Stayers, of which 154 were not required to have an annual assessment of income.

2. Briefly describe what you did not meet and why. *If they are not measurable as written type in N/A as the answer.*

N/A

OR

3. If your standards were not written as measurable, provide a sample of what you will change them to in the future? *If they were measurable and you answered above type in N/A as the answer.*

N/A

Step 6: Financial Information

ESG Information from IDIS

As of 9/6/2024

FY	Grant Number	Current Authorized Amount	Funds Committed By Recipient	Funds Drawn	Balance Remaining	Obligation Date	Expenditure
Total		\$22,165,473.63	\$22,098,626.40	\$19,881,982.29	\$19,881,982.29	\$2,283,491.34	
2023	E23MC480018	\$2,129,884.00	\$2,063,036.77	\$220,340.87	\$220,340.87	\$1,909,543.13	6/22/2023
2022	E22MC480018	\$2,103,947.00	\$2,103,947.00	\$1,739,693.46	\$1,739,693.46	\$364,253.54	9/6/2022
2021	E21MC480018	\$2,105,548.00	\$2,105,548.00	\$2,095,853.33	\$2,095,853.33	\$9,694.67	7/28/2021
2020	E20MC480018	\$2,103,240.00	\$2,103,240.00	\$2,103,240.00	\$2,103,240.00	\$0	6/23/2020
2019	E19MC480018	\$2,031,897.00	\$2,031,897.00	\$2,031,897.00	\$2,031,897.00	\$0	7/23/2019
2018	E18MC480018	\$1,963,864.63	\$1,963,864.63	\$1,963,864.63	\$1,963,864.63	\$0	7/20/2018
2017	E17MC480018	\$1,993,229.00	\$1,993,229.00	\$1,993,229.00	\$1,993,229.00	\$0	9/22/2017
2016	E16MC480018	\$2,012,200.00	\$2,012,200.00	\$2,012,200.00	\$2,012,200.00	\$0	8/3/2016
2015	E15MC480018	\$2,027,628.00	\$2,027,628.00	\$2,027,628.00	\$2,027,628.00	\$0	7/22/2015

Expenditures	2023	2022	2021	2020	2019	2018
	Yes	Yes	Yes	No	No	No
	FY2023 Annual ESG Funds for	FY2022 Annual ESG Funds for	FY2021 Annual ESG Funds for			
Homelessness Prevention	Non-COVID	Non-COVID	Non-COVID			
Rental Assistance	0.00	0.00	0.00			
Relocation and Stabilization Services - Financial Assistance	6,350.07	172,100.28	76,894.41			
Relocation and Stabilization Services - Services	0.00	156,210.06	52,079.78			
Hazard Pay (<i>unique activity</i>)						
Landlord Incentives (<i>unique activity</i>)						
Volunteer Incentives (<i>unique activity</i>)						
Training (<i>unique activity</i>)						
Homeless Prevention Expenses	6,350.07	328,310.34	128,974.19			
	FY2023 Annual ESG Funds for	FY2022 Annual ESG Funds for	FY2021 Annual ESG Funds for			
Rapid Re-Housing	Non-COVID	Non-COVID	Non-COVID			
Rental Assistance	0.00	0.00	0.00			
Relocation and Stabilization Services - Financial Assistance	0.00	0.00	0.00			
Relocation and Stabilization Services - Services	11,995.07	266,764.96	205,055.71			
Hazard Pay (<i>unique activity</i>)						
Landlord Incentives (<i>unique activity</i>)						
Volunteer Incentives (<i>unique activity</i>)						
Training (<i>unique activity</i>)						
RRH Expenses	11,995.07	266,764.96	205,055.71			
	FY2023 Annual ESG Funds for	FY2022 Annual ESG Funds for	FY2021 Annual ESG Funds for			
Emergency Shelter	Non-COVID	Non-COVID	Non-COVID			

Essential Services	0.00	0.00	0.00
Operations	31,573.58	863,737.29	0.00
Renovation	0.00	0.00	0.00
Major Rehab	0.00	0.00	0.00
Conversion	0.00	0.00	0.00
Hazard Pay (<i>unique activity</i>)			
Volunteer Incentives (<i>unique activity</i>)			
Training (<i>unique activity</i>)			
Emergency Shelter Expenses	31,573.58	863,737.29	0.00
	FY2023 Annual ESG Funds for	FY2022 Annual ESG Funds for	FY2021 Annual ESG Funds for
Temporary Emergency Shelter	Non-COVID	Non-COVID	Non-COVID
Essential Services			
Operations			
Leasing existing real property or temporary structures			
Acquisition			
Renovation			
Hazard Pay (<i>unique activity</i>)			
Volunteer Incentives (<i>unique activity</i>)			
Training (<i>unique activity</i>)			
Other Shelter Costs			
Temporary Emergency Shelter Expenses			
	FY2023 Annual ESG Funds for	FY2022 Annual ESG Funds for	FY2021 Annual ESG Funds for
Street Outreach	Non-COVID	Non-COVID	Non-COVID
Essential Services	0.00	0.00	0.00
Hazard Pay (<i>unique activity</i>)	0.00	0.00	0.00
Volunteer Incentives (<i>unique activity</i>)	0.00	0.00	0.00
Training (<i>unique activity</i>)	0.00	0.00	0.00
Handwashing Stations/Portable Bathrooms (<i>unique activity</i>)	0.00	0.00	0.00
Street Outreach Expenses	0.00	0.00	0.00
	FY2023 Annual ESG Funds for	FY2022 Annual ESG Funds for	FY2021 Annual ESG Funds for
Other ESG Expenditures	Non-COVID	Non-COVID	Non-COVID
Cell Phones - for persons in CoC/YHDP funded projects (<i>unique activity</i>)			
Coordinated Entry COVID Enhancements (<i>unique activity</i>)			
Training (<i>unique activity</i>)			
Vaccine Incentives (<i>unique activity</i>)			
HMIS	0.00	84,798.81	0.00

Administration	171,782.17	80,826.59	0.00
Other Expenses	171,782.17	165,625.40	0.00
	FY2023 Annual ESG Funds for	FY2022 Annual ESG Funds for	FY2021 Annual ESG Funds for
	Non-COVID	Non-COVID	Non-COVID
Total Expenditures	221,700.89	1,624,437.99	334,029.90
Match	273,885.73	1,709,271.66	334,029.90
Total ESG expenditures plus match	495,586.62	3,333,709.65	668,059.80

Total expenditures plus match for all years

Step 7: Sources of Match

	FY2023	FY2022	FY2021	FY2020	FY2019	FY2018	FY2017	FY2016	FY2015
Total regular ESG plus COVID expenditures brought forward	\$221,700.89	\$1,624,437.99	\$334,029.90	\$0.00	\$0.00	\$0.00	\$0.00	\$0.00	\$0.00
Total ESG used for COVID brought forward	\$0.00	\$0.00	\$0.00	\$0.00	\$0.00	\$0.00	\$0.00	\$0.00	\$0.00
Total ESG used for regular expenses which requires a match	\$221,700.89	\$1,624,437.99	\$334,029.90	\$0.00	\$0.00	\$0.00	\$0.00	\$0.00	\$0.00
Match numbers from financial form	\$240,687.37	\$1,709,271.66	\$334,029.90	\$0.00	\$0.00	\$0.00	\$0.00	\$0.00	\$0.00
Match Percentage	108.56%	105.22%	100.00%	0%	0%	0%	0%	0%	0%

Match Source	FY2023	FY2022	FY2021	FY2020	FY2019	FY2018	FY2017	FY2016	FY2015
Other Non-ESG HUD Funds	221,700.89	808,309.23	334,029.90						
Other Federal Funds	0.00	0.00	0.00						
State Government	18,986.48	668,132.22	0.00						
Local Government	0.00	91,509.65	0.00						
Private Funds	33,198.36	0.00	0.00						
Other	0.00	0.00	0.00						
Fees	0.00	0.00	0.00						
Program Income	0.00	0.00	0.00						
Total Cash Match	273,885.73	1,567,951.10	334,029.90	0.00	0.00	0.00	0.00	0.00	0.00
Non Cash Match	0.00	141,320.56	0.00						
Total Match	273,885.73	1,709,271.66	334,029.90	0.00	0.00	0.00	0.00	0.00	0.00

Step 8: Program Income

Program income is the income received by the recipient or subrecipient directly generated by a grant supported activity. Program income is defined in 2 CFR §200.307. More information is also available in the ESG CAPER Guidebook in the resources tab above.

Did the recipient earn program income from any ESG project during the program year?

Step 9: Additional Comments

Please provide any additional comments on other areas of the CAPER that need explanations:

Eliminate the 1:1 ESG Match Requirement

24 CFR §576.201(a) requires the recipient to make matching contributions to supplement the recipient's ESG program in an amount that equals the recipient's fiscal year grant for ESG (1:1 match).

The City of Houston requests HUD consider a permanent waiver of the ESG match requirements such as was allowed through the CARES Act. With the waiver, non-profits were able to successfully spend \$29.2 million in the same period they would have otherwise spent approximately \$2.5 million in ESG funds without the waiver. Many nonprofits struggle to meet the match requirements, which in turn limits their ability to spend entitlement funds timely and effectively.



2023 ESG-CV Sage Quarterly Reports





HUD ESG-CV

Report: **ESG-CV** Period: **7/1/2023 - 9/30/2023 (FY2023 Q12)** Your user level here: **Data Entry and Account Admin**

Report Date Range

7/1/2023 to 9/30/2023

Report first submitted to HUD on

10/30/2023

Reporting Requirements Identified

Have you executed your ESG-CV Grant Agreement?	Yes
Have you made any expenditures?	Yes
Identify the expenditures made to date	Admin, Hazard Pay, Temporary Emergency Shelter, Emergency Shelter, Street Outreach, Rapid Re-Housing, Homelessness Prevention

HMIS/VSP Contacts Identified

Organization	HMIS/VSP ID	VSP?	Contact Name	Contact Email	Contact Phone
Bay Area Turning Point, Inc.	BATPCV	Yes	Brenda Sykes	bsykes@bayareaturningpoint.com	(281)338-7600
Fort Bend Women's Center	FBWCV	Yes	Alison Parker	aparker@fbwc.org	(281)344-5748
Houston Area Women's Center	HAWCCV	Yes	Lan Nguyen	Inguyen@hawc.org	(713)528-6798 2314
Northwest Assistance Ministries	NAMFVCCV	Yes	Sheryl Johnson, Director, Family Violence Center	Inguyen@hawc.org	(713)528-6798 2314
The Bridge Over Troubled Waters, Inc.	TBOTWCV	Yes	Evelyn Vargas	Evargas@tbotw.org	(713)472-0753 107
The Coalition for the Homeless of Houston and Harris County	CoalitCV	No	Erol Fetahagic	efetahagic@homelesshouston.org	(832)531-6013



Project and Bundle List

Component Type	Subrecipient	Sub-subrecipient	Project Name	Carried Forward?	Start Date	End Date	HMIS ID	HMIS Full Name	VSP?	Bundle - Quarterly	Bundle Sent?	Bundle - Cumulative	Bundle Sent?
Emergency Shelter (CV)	Bay Area Turning Point, Inc.		CARES Act ESG CV19 Domestic Violence Shelter Response	Y	7/1/2020	6/30/2021	BATPCV	Bay Area Turning Point, Inc.	Yes			BATPCV-ES-CV-1	Yes
Emergency Shelter (CV)	Fort Bend Women's Center		CARES Act ESG CV19 Domestic Violence Shelter Response	Y	7/1/2020	6/30/2021	FBWCV	Fort Bend Women's Center	Yes			FBWCV-ES-CV-1	Yes
Emergency Shelter (CV)	Houston Area Women's Center		CARES Act ESG CV19 Domestic Violence Emergency Shelter Response	Y	7/1/2020	3/31/2022	HAWCCV	Houston Area Women's Center	Yes			HAWCCV-ES-CV-1	Yes
Homelessness Prevention	Catholic Charities of the Archdiocese of Galveston-Houston		CC CoH ESG-CV Emergency Rental Assistance	Y	7/1/2022	9/30/2023	CoalitCV	The Coalition for the Homeless of Houston and Harris County	No	CoalitCV-HP-1	Yes	CoalitCV-HP-2	Yes
PH - Rapid Re-Housing	AIDS Foundation Houston		CCHP	Y	11/1/2021	9/30/2023	CoalitCV	The Coalition for the Homeless of Houston and Harris County	No	CoalitCV-RRH-1	Yes	CoalitCV-RRH-6	Yes
PH - Rapid Re-Housing	BakerRipley		CCHP	Y	11/1/2020	10/31/2022	CoalitCV	The Coalition for the Homeless of Houston and Harris County	No			CoalitCV-RRH-5	Yes
PH - Rapid Re-Housing	Career and Recovery Resources, Inc.		CCHP	Y	10/1/2020	10/31/2022	CoalitCV	The Coalition for the Homeless of Houston and Harris County	No			CoalitCV-RRH-4	Yes
PH - Rapid Re-Housing	Catholic Charities of the Archdiocese of Galveston-Houston		CCHP	Y	10/1/2020	10/31/2022	CoalitCV	The Coalition for the Homeless of Houston and Harris County	No			CoalitCV-RRH-4	Yes
PH - Rapid Re-Housing	Houston Housing Authority		CCHP	Y	7/1/2020	3/31/2023	CoalitCV	The Coalition for the Homeless of Houston and Harris County	No			CoalitCV-RRH-2	Yes
PH - Rapid Re-Housing	SEARCH Homeless Services		CCHP	Y	10/1/2020	10/31/2022	CoalitCV	The Coalition for the Homeless of Houston and Harris County	No			CoalitCV-RRH-4	Yes
PH - Rapid Re-Housing	Spring Branch Community Health Center		CCHP	Y	10/1/2020	9/30/2022	CoalitCV	The Coalition for the Homeless of Houston and Harris County	No			CoalitCV-RRH-3	Yes
Street Outreach	Coalition for the Homeless of Houston and Harris County		CCHP	Y	9/1/2021	10/31/2022	CoalitCV	The Coalition for the Homeless of Houston and Harris County	No			CoalitCV-SO-1	Yes
Street Outreach	SEARCH Homeless Services		CCHP	Y	12/1/2021	10/31/2022	CoalitCV	The Coalition for the Homeless of Houston and Harris County	No			CoalitCV-SO-2	Yes
Temporary Emergency Shelter	The Coalition for the Homeless of Houston and Harris County		Housing Navigation Center	Y	1/1/2023	9/30/2023	CoalitCV	The Coalition for the Homeless of Houston and Harris County	No	CoalitCV-TES-1	Yes	CoalitCV-TES-2	Yes

CUMULATIVE Projects carried out during the program year (according to files that have been uploaded)

Components	Projects	Total Persons Reported	Total Households Reported
Emergency Shelter - Entry Exit	1	205	205
Emergency Shelter - Night-by-Night/Temporary Emergency Shelter	3	647	483
Day Shelter	0	0	0
Transitional Housing	0	0	0
Total Emergency Shelter Component	3	647	483
Total Street Outreach	7	3139	3086
Total PH - Rapid Re-Housing	13	3884	2617
Total Homelessness Prevention	1	551	532

QUARTERLY Projects carried out during the program year (according to files that have been uploaded)

Components	Projects	Total Persons Reported	Total Households Reported
Emergency Shelter - Entry Exit	1	110	110
Day Shelter	0	0	0
Transitional Housing	0	0	0
Total Emergency Shelter Component	0	0	0
Total PH - Rapid Re-Housing	1	27	27
Total Homelessness Prevention	1	51	44

Narrative for Projects Missing on Previous Submission

- no data -

Information on Allowable Activities

Temporary Emergency Shelters – essential services **No**
 Temporary Emergency Shelters – operating costs **No**
 Temporary Emergency Shelters – leasing existing real property or temporary structures **No**
 Temporary Emergency Shelters – acquisition of real property **No**
 Temporary Emergency Shelters – renovation of real property **Yes**

Briefly describe what you provided through this service, including how you used these services to prevent, prepare for, and respond to the COVID-19 response and recovery and why you believe it was necessary for your crisis response effort.

ESG-CV funding was expended during the quarter to reimburse for the final renovations to an existing structure to serve as a temporary emergency shelter (TES) and housing navigation center for bridging the process between unsheltered homeless and placement into a housing unit. Funding for operations of the center is supported by CDBG-CV and no ESG-CV funding is allocated for facility operations/staffing. The facility remains occupied and in use by homeless persons and service providers working to place individuals into a permanent housing unit. Clients were served on-site during Q12 with data collected and reported from HMIS entries.

Training **No**
 Hazard Pay **Yes**

SEARCH Homeless Services (SEARCH) was initially contracted to provide Rapid Rehousing case management and navigation services for households impacted by COVID-19 starting October 1, 2020. The case management and navigation services were part of the larger Community-wide COVID-19 Housing Program (CCHP). The skilled case managers at SEARCH directly work with homeless households being rapidly re-housed in an effort to prevent this vulnerable and high-risk population from being exposed to COVID-19 and/or reducing the impacts if infected with COVID-19 by providing a safe and habitable place to isolate and recover. Housing homeless is also part of the community's response plan to prevent the spread of COVID-19 as further detailed in the joint City/County/CoC CCHP efforts.

Briefly describe what you provided through this service, including how you used these services to prevent, prepare for, and respond to the COVID-19 response and recovery and why you believe it was necessary for your crisis response effort.

To accomplish this task, SEARCH's case management staff are required to directly interact with clients, travel to client housing units and build relationships with clients, landlords and property management staff. These tasks were already challenging and stressful during pre-pandemic times. During the COVID-19 pandemic, such actions place case management staff at higher risk of contracting COVID-19 while also placing additional pressures to obtain the best possible outcomes for clients and the community. Case managers choose to put themselves in this position where an exposure may occur as they understand this risk is offset by their continued efforts of housing vulnerable homeless households. SEARCH staff have put their own health at risk to continue to provide necessary services to individuals and families experiencing and at risk of homelessness since they were contracted to provide RRH case management and navigation services. Their efforts were necessary as part of the larger crisis response effort to prevent the further spread of COVID-19 and respond to its ongoing impacts. Hazard Pay activities ended in Q9 and were not active/no funds expended in Q10. The projects have been marked as closed in the Q10 report.

Handwashing Stations, Portable Bathrooms, Laundry Service **No**
 Landlord Incentives **No**
 Volunteer Incentives **No**
 Transportation (community-wide transport for testing or vaccination) **No**
 Vaccine Incentives **No**
 Coordinated Entry COVID Enhancements **No**

I have completed all the fields on this form relevant to this submission **Yes**

Category	This Quarter	Total Previous Submissions	Total Current + Previous
Expenditures for Homelessness Prevention			
Rental Housing	0.00	0.00	0.00
Relocation and Stabilization Services - Financial Assistance	122,907.63	1,919,486.87	2,042,394.50
Relocation and Stabilization Services - Services	434,136.73	263,956.77	698,093.50
Hazard Pay (<i>unique activity</i>)	0.00	0.00	0.00
Landlord Incentives (<i>unique activity</i>)	0.00	0.00	0.00
Volunteer Incentives (<i>unique activity</i>)	0.00	0.00	0.00
Training (<i>unique activity</i>)	0.00	0.00	0.00
Subtotal Homelessness Prevention	557,044.36	2,183,443.64	2,740,488.00
Expenditures for Rapid Rehousing			
Rental Housing	0.00	0.00	0.00
Relocation and Stabilization Services - Financial Assistance	97,339.70	8,949,128.77	9,046,468.47
Relocation and Stabilization Services - Services	69,502.66	7,726,396.29	7,795,898.95
Hazard Pay (<i>unique activity</i>)	0.00	562,670.86	562,670.86
Landlord Incentives (<i>unique activity</i>)	0.00	0.00	0.00
Volunteer Incentives (<i>unique activity</i>)	0.00	0.00	0.00
Training (<i>unique activity</i>)	0.00	0.00	0.00
Subtotal Rapid Rehousing	166,842.36	17,238,195.92	17,405,038.28
Expenditures for Emergency Shelter (Normal)			
Essential Services	0.00	713,451.84	713,451.84
Operations	0.00	0.00	0.00
Renovation	0.00	0.00	0.00
Major Rehab	0.00	0.00	0.00
Conversion	0.00	0.00	0.00
Hazard Pay (<i>unique activity</i>)	0.00	0.00	0.00
Volunteer Incentives (<i>unique activity</i>)	0.00	0.00	0.00
Training (<i>unique activity</i>)	0.00	0.00	0.00
Subtotal Emergency Shelter	0.00	713,451.84	713,451.84
Expenditures for Temporary Emergency Shelter			
Essential Services	0.00	0.00	0.00
Operations	0.00	0.00	0.00
Leasing existing real property or temporary structures	0.00	0.00	0.00
Acquisition	0.00	0.00	0.00
Renovation	518,254.16	3,500,000.00	4,018,254.16
Hazard Pay (<i>unique activity</i>)	0.00	0.00	0.00
Volunteer Incentives (<i>unique activity</i>)	0.00	0.00	0.00
Training (<i>unique activity</i>)	0.00	0.00	0.00
Other Shelter Costs	0.00	0.00	0.00
Subtotal Temporary Emergency Shelter	518,254.16	3,500,000.00	4,018,254.16
Expenditures for Street Outreach			
Essential Services	0.00	1,585,522.19	1,585,522.19
Hazard Pay (<i>unique activity</i>)	0.00	138,436.61	138,436.61
Handwashing Stations, Portable Bathrooms, Laundry Services (<i>unique activity</i>)	0.00	0.00	0.00

Volunteer Incentives <i>(unique activity)</i>	0.00	0.00	0.00
Training <i>(unique activity)</i>	0.00	0.00	0.00
Subtotal Street Outreach	0.00	1,723,958.80	1,723,958.80

Other ESG-CV Expenditures

Cell Phones - for persons in Coc/YHDP funded projects <i>(unique activity)</i>	0.00	0.00	0.00
Coordinated Entry COVID Enhancements <i>(unique activity)</i>	0.00	0.00	0.00
Training <i>(unique activity)</i>	0.00	0.00	0.00
Vaccine Incentives <i>(unique activity)</i>	0.00	0.00	0.00
HMIS	0.00	0.00	0.00
Administration	53,733.62	2,654,746.87	2,708,480.49
Subtotal Other Expenditures	53,733.62	2,654,746.87	2,708,480.49

Total ESG-CV Expenditures	1,295,874.50	28,013,797.07	29,309,671.57
----------------------------------	---------------------	----------------------	----------------------

CLOSE OUT

IS THIS THE FINAL REPORT? No

Contact Information

Prefix **Mrs**
 First Name **Melody**
 Middle Name
 Last Name **Barr**
 Suffix
 Organization **City of Houston**
 Department **Housing and Community Development**
 Title **Assistant Director**
 Street Address 1 **2100 Travis Street**
 Street Address 2 **9th Floor**
 City **Houston**
 State / Territory **Texas**
 ZIP Code **77002**
 E-mail Address **melody.barr@houstontx.gov**
 Confirm E-mail Address **melody.barr@houstontx.gov**
 Phone Number **(832)394-6124**
 Extension
 Fax Number

Additional Comments

This optional form is provided for recipients to provide any explanations or other information they believe would be helpful to HUD as they review this submission. **Balances for categories exceeding funded amount will be adjusted in next quarterly report to match final draw amounts in IDIS.**



Houston-FHEO Caper Checklist

Keep in mind, while you are preparing your CAPER, FHEO will consider whether your activities for the program year Affirmatively Furthered Fair Housing. The following is indicative of how FHEO makes that determination.

A. Background Information

1. Did the grantee allocate any funding to fair housing activities?
Response: Yes. CR – 35
2. Name of Fair Housing Agency funded?
Response: N/A
3. Fair housing activity funded and amount
Response: In PY 2023, fair housing activities were supported by more than \$150,000 available CDBG funding.

B. Qualitative Review

1. Did activities accomplished during this planning year demonstrate progress in addressing the needs of minorities, people with disabilities and other protected class population?
Response: Yes. CR – 10
2. Is there a description of resources made available, the investment of resources, the geographical distribution and location of investments, the families and persons assisted?
Response: Yes. CR – 15
3. Did the jurisdiction describe its actions that affirmatively furthered fair housing?
Response: Yes. CR – 35 and Appendix
4. Is there an evaluation of the recipient's progress in meeting its specific objectives of providing affordable housing, including the numbers and types of families as served?
Response: Yes. CR – 20
5. Is there a comparison of the proposed versus actual outcomes for each outcome measure that was submitted with the consolidated plan?
Response: Yes. CR – 05
6. Is the amount/percentage of money devoted to fair housing (above) consistent with Action Plan projections from the past year?
Response: Yes. CR – 35
7. Does the CAPER describe the types of activities carried out by its fair housing project (number of clients assisted, the outreach/education undertaken, the number of complaints referred to HUD or local civil rights agency for fair housing issues? If yes, describe the activities.
Response: Yes. CR – 35 and Appendix. HCD, through the City's Fair Housing Hotline, referred callers to HUD, Texas Workforce Commission, and Greater Housing Fair Housing Center when they were identified as having issues relating to a fair housing complaint.





C. Demographic Characteristics: *Give the demographic information for your jurisdiction*

Race Table from CAPER CR-10

Race/Ethnicity	Total	Percent of Total
White	7,387	34.6%
Black or African American	12,248	57.4%
Asian	532	2.5%
American Indian/Alaskan Native	110	.5%
Native Hawaiian/Other Pacific Islander	45	0.2%
American Indian/Alaskan Native & White	21	0.1%
Asian & White	19	0.1%
Black or African American & White	83	0.4%
American Indian/Alaskan Native & Black or African American	25	0.1%
Other Multi-Racial	820	3.8%
Did not answer/Data not collected	66	.3%
Total	21,356	
Hispanic	5,156	24.1%
Non-Hispanic	16,200	75.9%
Total	21,356	

City of Houston Race Information

Race/Ethnicity	Total	Percent of Total
White	937,232	41%
Black or African American	514,692	22%
Asian	157,978	7%
American Indian/Alaskan Native	16,580	0.7%
Native Hawaiian/Other Pacific Islander	1,165	0.1%
American Indian/Alaskan Native & White	8,170	0.4%
Asian & White	15,064	0.7%
Black or African American & White	17,187	0.7%
American Indian/Alaskan Native & Black or African American	3,597	0.2%
Other Multi-Racial	297,071	13%
Total	2,296,253	
Hispanic Total	1,029,429	45%
Non-Hispanic Total	1,266,824	55%
Total	2,296,253	

Source: U.S. Census Bureau, 2022 American Community Survey C02003 and B03002





D. Citizen Participation

1. Did the entitlement solicit citizen participation in the CAPER preparation process?

Response: Yes. CR – 40 and Appendix

2. Did the entitlement take any affirmative steps to solicit participation in the CAPER preparation process from protected classes including racial, ethnic, and religious minorities, families with children, and persons with disabilities?

Response: Yes. CR – 40 and Appendix

3. Describe affirmative steps to solicit participation, name the participation, name the participant organizations, input received, and whether it was considered and the outcome of the comments.

Response: Yes. CR – 40 and Appendix

4. Does the entitlement indicate that notices concerning community meetings and comments were made to the Limited English Proficient (LEP) population in languages other than English, and that notice was distributed in ways to reach that population?

Response: Yes. CR – 40 and Appendix

5. Are the notices submitted with the CAPER? Does the entitlement indicate that notices concerning community meetings and comments were made to persons with disabilities in alternative formats, when needed?

Response: Yes, provided in the Appendix. To allow the public to comment on planning documents, such as the performance report, the City of Houston will publish notice in one or more newspapers of general circulation that its Draft CAPER is available for review. The notice will be available in English and may also be available in Spanish, Vietnamese, and other languages, as feasible. The notice will detail locations where the entire Draft CAPER will be made available for review. The Citizen Participation Plan indicates that consolidated planning documents (including the CAPER) will be made available in alternate formats, upon request. We have indicated this on our webpage where these documents reside, as well. Documents may also be translated into alternate languages, upon request. Public notices will be available in English and may also be available in Spanish and other languages, as feasible. Public hearing agendas and public meeting notices are posted on the bulletin board at City Hall, readily accessible to the general public at least three (3) days (72 hours) prior to the meeting date, in accordance with the Texas Open Meetings Act.





E. Fair Housing

1. What activities reported in the CAPER address the impediments identified in the AI?
Response: Yes. See chart on next page.

Summary of Impediments Addressed	
Program Area	Related Impediments
Multifamily	1: Discrimination in Housing 3. Lack of Housing Affordability and Options 4. Lack of Accessible Housing for Persons with Disabilities 6. Segregated Housing Patterns Based on Race, Ethnicity, and Economic Status 8. Imbalanced Distribution of Amenities, Services, and Infrastructure Between Neighborhoods 10. Lack of transportation options
HAP	1: Discrimination in Housing 5. Lack of Income/Funding 3. Lack of Housing Affordability and Options 7. Lack of Access to Financial Education/Discriminatory Banking Practices 11. Increased Health Hazard Exposure in Certain Neighborhoods
Public Facilities	5. Lack of Income/Funding 8. Imbalanced Distribution of Amenities, Services, and Infrastructure Between Neighborhoods
HRP	1: Discrimination in Housing 5. Lack of Income/Funding 8. Imbalanced Distribution of Amenities, Services, and Infrastructure Between Neighborhoods 11. Increased Health Hazard Exposure in Certain Neighborhoods
MWSBE and Section 3	5. Lack of Income/Funding
Public Services	5. Lack of Income/Funding 8. Imbalanced Distribution of Amenities, Services, and Infrastructure Between Neighborhoods 12. Lack of Communication Between Government and Residents

2. Which of these impediments have been partially addressed, but need additional actions?

Response: See Appendix

3. Are there significant impediments to fair housing choice affecting one or more of the federal protected classes, which were not addressed in this year’s CAPER (but are identified in the AI or in previous CAPERs)? If yes, explain impediment.

Response: None identified

4. Were new impediments identified as actions were taken to address previously identified impediments?

Response: None identified

F. Activities/Benefits

1. Overall, are racial and ethnic minorities benefiting from the entitlement’s direct benefit activities in at least relative proportion to such groups’ representation in the entitlement’s jurisdiction?

Response: Yes. See race tables in C. Demographic Characteristics





2. Are people with disabilities benefiting from the entitlement’s direct benefit activities in relative proportion to their representation in the entitlement’s jurisdiction?

Response: We have captured the disability data from the census, but IDIS does capture all the required disability information needed to make an appropriate comparison.

2018-2022 American Community Survey 5-Year Estimates (Disability Characteristics)	
Total civilian noninstitutionalized population	2,278,328
Total civilian noninstitutionalized population with a disability	237,384
Population with a disability that are Hispanic or Latino (of any race)	82,814
Percent with disability	10.4%
Percent with disability; Hispanic or Latino (of any race)	8.1%
Percent with hearing difficulty	2.4%
Percent with vision difficulty	2.5%
Percent with cognitive difficulty	4.6%
Percent with ambulatory difficulty	5.5%
Percent with self-care difficulty	2.4%
Percent with independent living difficulty	4.9%

Source: U.S. Census Bureau, Table S1810, 2022 5-Year American Community Survey

3. Indirect Benefits
- Review a selection of indirect benefit activities, e.g. street improvements, curbs and gutters
 - Are these activities consistent with what was proposed in the Action Plan?

Response: N/A, this is a HUD reviewer activity.

4. Are programs progressing at a significantly different pace in project areas that can be identified with particular racial, ethnic, or other characteristics of protected classes (e.g. given lower priority for beginning use of resources, etc.)

Response: HCD continues to work on activities in LMI areas.

5. Is the entitlement making public areas in all construction and rehabilitation projects accessible to persons with disabilities?
- If yes, is the progress of such activities reasonably consistent with the progress of other indirect benefit activities?

Response: The progress of construction and rehabilitation projects accessible to persons with disabilities are reasonably consistent with the progress of other indirect benefit activities. All projects are required to meet Section 504 standards. In PY 2023, HCD completed 9 multifamily rental developments, which included 51 Section 504 accessible rental homes, 3 homes were in Light Rail Lofts which was entitlement funded.





Fair Housing Impediments/Actions Matrix (CR35)





Summary of Recommended Actions and Fair Housing Implementation Plan

Recommended Actions	Related Impediments	Possible Funding Sources	Timeline (Based on Program Years)	PY 2023 Proposed Actions	PY 2023 Milestones
<p>1. Provide counseling through the City's Fair Housing Hotline The City's Fair Housing Hotline provides a year-round, free resource to citizens who may have been discriminated against or have questions or concerns about various tenant and landlord issues. This action will continue to provide a resource to anyone living in, owning housing, or planning to move to the Houston area that may have a question or concern about their rights. The Fair Housing Hotline is one way to address several impediments by empowering citizens about their rights, giving citizens various ways to remedy possible discriminatory actions, and preventing future discrimination from occurring.</p> <p style="text-align: right;">Priority: High</p>	<p>1. Discrimination in Housing</p> <p>2. Lack of Knowledge about Fair Housing</p> <p>12. Lack of Communication Between Government and Residents</p>	<p>CDBG: Staff Time CDBG: Outreach Materials</p>	<p>Start: 2020 Complete: Ongoing</p>	<ul style="list-style-type: none"> • Assist 1,500 callers with resources regarding housing issues • Monitor call data to review trends and community needs to inform outreach strategies 	<ul style="list-style-type: none"> • Assisted 1,612 callers.





Summary of Recommended Actions and Fair Housing Implementation Plan

Recommended Actions	Related Impediments	Possible Funding Sources	Timeline (Based on Program Years)	PY 2023 Proposed Actions	PY 2023 Milestones
<p>2. Provide fair housing and HCD housing program information to government staff and housing stakeholders.</p> <p>HCD will provide education and outreach through trainings, presentations, informational brochures, and other methods to government staff and housing stakeholders, including subrecipients, contractors, developers, and nonprofit and for-profit partners. This action will address the impediment of lack of knowledge by providing fair housing training to inform staff and housing stakeholders about regulations and compliance under fair housing laws to prevent discrimination.</p> <p style="text-align: right;">Priority: High</p>	<ol style="list-style-type: none"> 1. Discrimination in Housing 2. Lack of Knowledge about Fair Housing 	<p>CDBG: Staff Time CDBG: Outreach Materials</p>	<p>Start: 2020 Complete: Ongoing</p>	<ul style="list-style-type: none"> • Reach 200 HCD stakeholders with information about fair housing 	<ul style="list-style-type: none"> • HCD reached 89 stakeholders with fair housing information. HCD hosted a day-long training for 62 staff members from HCD funded agencies that provide direct housing and public service assistance to low- and moderate residents. HCD gave a fair housing presentation to 25 staff members at the Harris County Area Agency on Aging who directly work with residents.





Summary of Recommended Actions and Fair Housing Implementation Plan

Recommended Actions	Related Impediments	Possible Funding Sources	Timeline (Based on Program Years)	PY 2023 Proposed Actions	PY 2023 Milestones
<p>3. Provide fair housing and HCD housing program information to residents</p> <p>a) HCD will create a fair housing outreach plan to inform 500,000 residents of their fair housing rights, the fair housing complaint process, tenant and landlord relations, and HCD's general programs. The outreach will likely consist of direct mailings, social media, print advertisements, informational brochures, and presentations. This action will address the lack of knowledge of existing fair housing and housing resources by creating an array of targeted marketing for groups that have little or no knowledge of fair housing rights, fair housing laws, or HCD housing programs.</p> <p style="text-align: right;">Priority: High</p>	<p>2. Lack of Knowledge about Fair Housing</p> <p>7. Lack of Access to Financial Education / Discriminatory Banking Practices</p> <p>12. Lack of Communication between government and residents</p>	<p>CDBG: Staff Time CDBG: Outreach Materials</p>	<p>Start: 2020 Complete: Ongoing</p>	<ul style="list-style-type: none"> Reach 100,000 people with fair housing information Create new materials and accessible materials, including in other languages 	<ul style="list-style-type: none"> HCD reached 4,930 people with information about fair housing through presentations, in-person at community events, and through social media. This included 6 presentations with refugees from Afghanistan and other areas of the world through a partnership with Interfaith Ministries of Greater Houston. Mayor Whitmire approved a City Proclamation officially declaring May 14, 2024 Affordable Housing Day in the City of Houston in honor of the 56th anniversary of the Fair Housing Act.
<p>4. Preserve affordable housing units</p> <p>HCD will fund the preservation of at least 30 affordable housing rental units through the Multifamily Housing Development Program. This action will preserve the supply of existing affordable housing for low- and moderate-income households, addressing the lack of quality affordable housing options for members of protected classes.</p> <p style="text-align: right;">Priority: High</p>	<p>3. Lack of Housing Affordability and Options</p>	<p>CDBG HOME TIRZ Bond CDBG-DR</p>	<p>Start: 2020 Complete: Ongoing</p>	<ul style="list-style-type: none"> No rehabs of multifamily rental homes are expected to complete during PY 2023 using entitlement funds No affordability periods will be extended for expiring affordable homes during PY 2023 	<ul style="list-style-type: none"> Using entitlement funding, HCD completed the reconstruction of Light Rail Lofts, which had 56 affordable rental homes, including 29 City of Houston restricted affordable rental homes.





Summary of Recommended Actions and Fair Housing Implementation Plan

Recommended Actions	Related Impediments	Possible Funding Sources	Timeline (Based on Program Years)	PY 2023 Proposed Actions	PY 2023 Milestones
<p>5. Create affordable housing units HCD will fund the creation of 1,500 new affordable housing rental units using entitlement and DR funding through the Multifamily Housing Development Program and Small Rental Development Program. This action will expand the supply of affordable housing for low- and moderate-income families, addressing the lack of affordable housing options for members of protected classes.</p> <p style="text-align: right;">Priority: High</p>	3. Lack of Housing Affordability and Options	CDBG HOME TIRZ Bond CDBG-DR	Start: 2020 Complete: Ongoing	<ul style="list-style-type: none"> 71 new affordable rental homes completed with entitlement funds with hundreds of homes under construction 	<ul style="list-style-type: none"> Eight new affordable rental developments funded with CDBG-DR were completed in PY 2023. These developments include 910 new rental homes, of which 765 homes are restricted for low- and moderate-income households.
<p>6. Fund the creation or preservation accessible rental units Through HCD's Multifamily Housing Development Program, rental developments must produce a minimum number of Section 504 accessible rental units. HCD's Home Repair Programs will prioritize persons with disabilities, seniors, and families with children. This action will increase the availability of quality accessible units for 50 low- and moderate-income households directly addressing the lack of accessible housing.</p> <p style="text-align: right;">Priority: High</p>	4. Lack of Accessible Housing for Persons with Disabilities	CDBG HOME	Start: 2020 Complete: Ongoing	<ul style="list-style-type: none"> Fund creation or preservation 26 Section 504 accessible rental units 	<ul style="list-style-type: none"> HCD funded the creation of 51 Section 504 accessible rental homes, including 3 homes using entitlement funds.
<p>7. Expand homeownership opportunities by building new single family homes available for low- and moderate-income households HCD will build new homes through the CHDO Program and the New Home Development Program in areas that are high opportunity or having active reinvestment, such as in Complete Communities. This action will provide new opportunities not currently available for low- and moderate-income households searching for homeownership.</p> <p style="text-align: right;">Priority: High</p>	3. Lack of Housing Affordability and Options 5. Lack of Income/Funding	HOME CDBG-DR TIRZ Bonds	Start: 2020 Complete: Ongoing	<ul style="list-style-type: none"> Issue at least one NOFA funding developers to build affordable single family homes throughout the city 	<ul style="list-style-type: none"> CHDO's continued to build new affordable homes available for low- and moderate-income homebuyers.. 18 new affordable homes were completed through the New Home Development Program. One NOFA was issued for Stella Link Development Project.





Summary of Recommended Actions and Fair Housing Implementation Plan

Recommended Actions	Related Impediments	Possible Funding Sources	Timeline (Based on Program Years)	PY 2023 Proposed Actions	PY 2023 Milestones
<p>8. Revise Chapter 42 Subdivision, Developments, and Platting The Planning and Development Department will work to revise Chapter 42 Subdivisions, Developments, and Platting in the City’s Code of Ordinances. Part of this process will include ways to promote or remove barriers to develop additional affordable homes in Houston. This action could encourage the development of affordable homes, thereby increasing the supply available.</p> <p style="text-align: right;">Priority: High</p>	3. Lack of Housing Affordability and Options	General Fund	Start: 2020 Complete: Ongoing	<ul style="list-style-type: none"> Continue to partner with the Planning Department as they gather input to update Chapter 42 	<ul style="list-style-type: none"> The amendment to Chapter 42 was adopted by City Council in November of 2023.
<p>9. Fund homebuyer assistance loans HCD provides homebuyer assistance, through downpayment and other financial assistance, to income-eligible low-, moderate-, and middle-income households for home purchases. This action will expand housing choice for low-, moderate- and middle-income households by allowing these households to seek housing in neighborhoods that may have more opportunity.</p> <p style="text-align: right;">Priority: High</p>	3. Lack of Housing Affordability and Options	CDBG CDBG-DR TIRZ TIRZ Bonds	Start: 2020 Complete: Ongoing	<ul style="list-style-type: none"> Fund 33 loans 	<ul style="list-style-type: none"> HCD funded 103 households with homebuyer downpayment assistance using CDBG, CDBG-17 and through the Homebuyer’s Choice Program.
<p>10. Provide home repair assistance for 2,500 low- and moderate-income households HCD’s home repair programs will assist qualified low- and moderate-income homeowners with needed home repairs or reconstruction to create a safe living environment. This action will address the lack of income of low- and moderate-income homeowners by assisting with home repair activities. In addition, it helps to improve the homes in mostly low-income, minority areas, as well as for protected classes including persons with disabilities and families with children, which are prioritized in the programs.</p> <p style="text-align: right;">Priority: High</p>	3. Lack of Housing Affordability and Options 5. Lack of Income/Funding	CDBG TIRZ CDBG-DR	Start: 2020 Complete: Ongoing	<ul style="list-style-type: none"> Provide home repair assistance to 31 households Prioritize families, households with a person with a disability, and seniors 	<ul style="list-style-type: none"> HCD provided housing repair assistance to 19 households using CDBG, CDBG-DR15, and CDBG-DR17. HCD prioritized families, households with a person with a disability, and seniors.





Summary of Recommended Actions and Fair Housing Implementation Plan

Recommended Actions	Related Impediments	Possible Funding Sources	Timeline (Based on Program Years)	PY 2023 Proposed Actions	PY 2023 Milestones
<p>11. Carry out economic development activities to create or retain jobs HCD will continue to fund economic development activities such as businesses lending to create or retain 481 jobs. This action will address residents' lack of income by promoting ways for low- and moderate-income individuals of protected classes to become employed or retain employment.</p> <p style="text-align: right;">Priority: High</p>	5. Lack of Income/Funding	CDBG Section 108 CDBG-DR	Start: 2020 Complete: Ongoing	<ul style="list-style-type: none"> The Harvey Economic Development Program will continue accepting and funding applications. 	<ul style="list-style-type: none"> HCD did not complete any economic development related activities in PY 2023 with entitlement funds.
<p>12. Prioritize affordable home development near transit options and in high opportunity areas HCD will prioritize housing proposals near transportation options and high opportunity areas by giving priority to proposals through the RFP process. HCD will also review the selection process of City support for housing tax credit proposals to ensure some affordable homes are developed in high opportunity areas. This action will address the lack of transportation options by creating greater access to transit opportunities by locating affordable housing near transit and will address patterns of segregation by locating affordable housing in areas with more opportunity.</p> <p style="text-align: right;">Priority: High</p>	10. Lack of transportation options	N/A	Start: 2020 Complete: Ongoing	<ul style="list-style-type: none"> 100% of RFP/NOFAs will have priority for proximity to transit and areas of opportunity HCD staff will review process of selecting tax credit proposals for City support 	<ul style="list-style-type: none"> The RFP to fund multifamily affordable home developments published in PY 2023 has priority for proximity to transit and areas of opportunity HCD staff reviewed and selected tax credit proposals for City support.
<p>13. Monitor fair housing data HCD will collect and analyze various data sets including from the Fair Housing Hotline, HMDA, and fair housing complaints. This analysis may be shared with the community to promote understanding of fair housing needs in the city. This action will result in updated analysis that will be utilized to better allocate future resources to address and decrease private lending discrimination and educate the public about fair housing discrimination.</p> <p style="text-align: right;">Priority: Medium</p>	1. Discrimination in Housing 2. Lack of Knowledge about Fair Housing	CDBG: Staff Time	Start: 2020 Complete: Ongoing	<ul style="list-style-type: none"> Update and maintain database of longitudinal fair housing data 	<ul style="list-style-type: none"> HCD updated and analyzed HUD fair housing complaint data. HCD staff began gathering additional fair housing data to review fair housing issues for the upcoming AI.





Summary of Recommended Actions and Fair Housing Implementation Plan

Recommended Actions	Related Impediments	Possible Funding Sources	Timeline (Based on Program Years)	PY 2023 Proposed Actions	PY 2023 Milestones
<p>17. Provide outreach about the MWSBE and Section 3 Programs HCD will promote available job opportunities to low-income and minority persons through the MWSBE / Section 3 Program while conducting 50 outreach activities reaching 10,000 individuals. This action will address residents' lack of income by promoting ways for low- and moderate-income individuals of protected classes to become employed.</p> <p style="text-align: right;">Priority: Medium</p>	5. Lack of Income/Funding	CDBG: Staff Time	Start: 2020 Complete: Ongoing	<ul style="list-style-type: none"> Conduct 10 outreach activities and reach 2,000 individuals 	<ul style="list-style-type: none"> HCD staff conducted 91 outreach activities and reached 6,013 individuals and business owners with information about Section 3.
<p>18. Host and attend events to provide information about HCD and housing programs HCD staff will attend city and non-city events to spread the word about the number of people HCD assists and how HCD and other affordable housing programs work.</p> <p style="text-align: right;">Priority: Medium</p>	9. NIMBY Resistance 12. Lack of Communication Between Government and Residents	CDBG: Staff Time CDBG: Outreach materials	Start: 2020 Complete: Ongoing	<ul style="list-style-type: none"> Attend 50 events to provide information about HCD 	<ul style="list-style-type: none"> Attended and hosted 94 events and provided information to more than 7,046 individuals.
<p>19. Work to dispel misconceptions about assisted housing HCD and HHA will work to dispel the perception that assisted housing is just for minorities by conducting outreach to inform the public on assisted housing opportunities. HCD will expand upon the SAY YES! Campaign. This action will target non-minority households to reduce NIMBY sentiment and misconceptions about assisted housing.</p> <p style="text-align: right;">Priority: Medium</p>	9. NIMBY Resistance	CDBG: Staff Time CDBG: Outreach materials	Start: 2020 Complete: Ongoing	<ul style="list-style-type: none"> Continue to be involved in national education campaign Host presentations for community members 	<ul style="list-style-type: none"> HCD will continue to look for opportunities to educate and conduct outreach to all groups to remove the stigma of affordable housing. HHA continued to combat NIMBY resistance and support fair housing efforts throughout Houston including informing community residents about the benefits of building affordable housing and actively engaging the landlord community to expand housing choices for HCV program participants.





Summary of Recommended Actions and Fair Housing Implementation Plan

Recommended Actions	Related Impediments	Possible Funding Sources	Timeline (Based on Program Years)	PY 2023 Proposed Actions	PY 2023 Milestones
<p>20. Fund youth enrichment and afterschool programs to children in low- and moderate-income areas HCD will continue to fund youth enrichment and afterschool programs through its public services program for 28,075 children in low- and moderate-income areas of the city over the next five years. This action increases the number of activities available for youth in the city.</p> <p style="text-align: right;">Priority: Medium</p>	8. Imbalanced Distribution of Amenities, Services, and Infrastructure Between Neighborhoods	CDBG	Start: 2020 Complete: Ongoing	<ul style="list-style-type: none"> Fund youth enrichment and education programs for 1,880 youth 	<ul style="list-style-type: none"> Funded the Child Council's Child Care Program and Juvenile Delinquency Prevention Program serving 508 youth and children.
<p>21. Fund programs that provide job training to low- and moderate-income individuals and individuals from protected classes HCD will continue to fund job training for 1,585 persons through its public services program for low- and moderate-income individuals and persons from protected classes. This action will help to improve the skills of residents enhancing their previous education while preparing them for the workforce.</p> <p style="text-align: right;">Priority: Medium</p>	5. Lack of Income/Funding 8. Imbalanced Distribution of Amenities, Services, and Infrastructure Between Neighborhoods	CDBG	Start: 2020 Complete: Ongoing	<ul style="list-style-type: none"> Support job training for 295 persons 	<ul style="list-style-type: none"> Funded Capital IDEA, HEART Educational Programs Inspiring Communities, and Village Learning Center to provide job training to 268 low- and moderate-income residents.
<p>22. Remove lead-based paint hazards from homes HCD will remove lead-based paint hazards from homes to protect families at risk. This action will help protect families in low- and moderate-income areas, including those of certain protected classes, from health hazards in their community.</p> <p style="text-align: right;">Priority: Medium</p>	8. Imbalanced Distribution of Amenities, Services, and Infrastructure Between Neighborhoods	CDBG: Staff Time CDBG: Outreach Materials HHSD	Start: 2020 Complete: Ongoing	<ul style="list-style-type: none"> Fund the removal of hazards from 50 homes 	<ul style="list-style-type: none"> Remediated 29 homes of lead-based paint hazards.
<p>23. Partner with local organizations and contractors to expand fair housing activities in Houston HCD will contract with one or more organizations to carry out fair housing activities or to build capacity to carry out future activities. These may include conducting fair housing testing or studies. This action will help to promote fair housing awareness and reveal actual discriminatory practices taking place in the community so that future resources can be better allocated to address discrimination.</p> <p style="text-align: right;">Priority: High</p>	1. Discrimination in Housing	CDBG: Staff Time	Start: 2020 Complete: Ongoing	<ul style="list-style-type: none"> Fund 5 organizations to carry out fair housing activities or studies 	<ul style="list-style-type: none"> HCD partnered with HUD and the United Way to conduct a day-long fair housing training for HCD's subrecipients. HCD continues looking for new partners and organizations to conduct outreach.





Summary of Recommended Actions and Fair Housing Implementation Plan

Recommended Actions	Related Impediments	Possible Funding Sources	Timeline (Based on Program Years)	PY 2023 Proposed Actions	PY 2023 Milestones
<p>24. Work with partners to expand funding for fair housing activities HCD will pursue additional resources by applying for grants and growing relationships with banks to support its continued fair housing efforts. In addition, funding capacity will be leveraged. This action is intended to lead to an increase in fair housing funding which will help to implement these actions while the city continues to receive dwindling entitlement funding.</p> <p>Priority: Medium</p>	<p>5. Lack of Income/Funding</p>	<p>CDBG: Staff Time</p>	<p>Start: 2020 Complete: Ongoing</p>	<ul style="list-style-type: none">• Increase funding available	<ul style="list-style-type: none">• HCD continues to pursue additional funding opportunities for fair housing activities.





Summary of Recommended Actions and Fair Housing Implementation Plan

Recommended Actions	Related Impediments	Possible Funding Sources	Timeline (Based on Program Years)	PY 2023 Proposed Actions	PY 2023 Milestones
<p>25. Partner with 25 other organizations to promote asset building programs and financial literacy programs</p> <p>HCD will partner with other agencies such as the United Way, City departments, local government counterparts, and housing counseling agencies by providing fair housing resources and information about the City's downpayment assistance program. This action will address the lack of income and the lack of financial literacy of residents by working with partners to direct families that are interested in the downpayment assistance program but aren't yet ready for homeownership to the resources available to improve their financial standing.</p> <p style="text-align: right;">Priority: Low</p>	<p>5. Lack of Income/Funding</p> <p>7. Lack of Access to Financial Education / Discriminatory Banking Practices</p>	<p>CDBG: Staff Time</p>	<p>Start: 2020 Complete: Ongoing</p>	<ul style="list-style-type: none"> Partner with 5 organizations 	<ul style="list-style-type: none"> Partnered with several organizations, including the Credit Coalition, for the 360 Road to Homeownership series, preparing residents to become first-time homeowners by focusing on the importance of building credit, real expectations of homeownership, and how to build a credit score. The series occurred in the fall of 2023 and twice in the first half of 2024. The City's Department of Neighborhoods continued offering free legal consultations throughout the year for residents. The City of Houston continued its partnership with SER Jobs to provide free one-on-one financial counseling through the Houston Financial Empowerment Center, which is available at four multi-service centers throughout Houston. HCD is providing funding to maintain these services.





Summary of Recommended Actions and Fair Housing Implementation Plan

Recommended Actions	Related Impediments	Possible Funding Sources	Timeline (Based on Program Years)	PY 2023 Proposed Actions	PY 2023 Milestones
<p>26. Protect households from impacts of future flood events HCD will purchase homes in areas that consistently have flooded through the Housing Buyout Program and the Multifamily Buyout Programs. This action will protect Houstonians by removing homes from areas that are most likely to flood.</p> <p style="text-align: right;">Priority: High</p>	<p>8. Imbalanced Distribution of Amenities, Services, and Infrastructure Between Neighborhoods</p> <p>11. Increased Health Hazard Exposure in Certain Neighborhoods</p>	<p>CDBG-DR 15 CDBG-DR 16 CDBG-DR 17 CDBG-MIT</p>	<p>Start: 2020 Complete: Ongoing</p>	<ul style="list-style-type: none"> 0 buyouts are expected during PY 2023 	<ul style="list-style-type: none"> No properties were bought out in PY 2023.
<p>27. Create a Stormwater Master Plan HPW will develop a Stormwater Master Plan based on modeling of rainfall impacts on city watersheds to identify neighborhoods at risk of flooding due to infrastructure inadequacies, overland sheet flow and/or out of banks inundation. Model outputs will be reviewed in the context of other data sources (311 service requests, FEMA claims) to direct further analyses and project development.</p> <p style="text-align: right;">Priority: High</p>	<p>8. Imbalanced Distribution of Amenities, Services, and Infrastructure Between Neighborhoods</p> <p>11. Increased Health Hazard Exposure in Certain Neighborhoods</p>	<p>CDBG-MIT</p>	<p>Start: 2020 Complete: Ongoing</p>	<ul style="list-style-type: none"> Continue to work with contractors on modeling to identify stormwater risks 	<ul style="list-style-type: none"> In February 2024, HPW contractors completed the modeling and created the stormwater master plan for watersheds in Houston. HPW will utilize this information to prioritize future infrastructure activities to prevent future flooding and reduce the loss of life and property.
<p>28. Review and enhance infrastructure data The City will review and seek out additional datasets to for analysis of infrastructure inadequacies and imbalances. This research and analysis action will help in the allocation of future infrastructure resources in minority neighborhoods.</p> <p style="text-align: right;">Priority: High</p>	<p>8. Imbalanced Distribution of Amenities, Services, and Infrastructure Between Neighborhoods</p>	<p>CDBG-MIT</p>	<p>Start: 2020 Complete: Ongoing</p>	<ul style="list-style-type: none"> Review and add one or more infrastructure datasets to the City's infrastructure data annually 	<ul style="list-style-type: none"> HCD GIS team continues to seek and review new datasets. HPW completed the stormwater master plan, which helped created new models that the City will use to prioritize future flood infrastructure.





Summary of Recommended Actions and Fair Housing Implementation Plan

Recommended Actions	Related Impediments	Possible Funding Sources	Timeline (Based on Program Years)	PY 2023 Proposed Actions	PY 2023 Milestones
<p>29. Interdepartmental resilience coordination HCD, Mayor’s Office, Office of Emergency Management, and Houston Public Works will meet to discuss and align planning and implementation initiatives. These meetings will also include discussions regarding proposed Complete Communities improvements and other City initiatives.</p> <p style="text-align: right;">Priority: High</p>	<p>8. Imbalanced Distribution of Amenities, Services, and Infrastructure Between Neighborhoods</p>	<p>CDBG-MIT</p>	<p>Start: 2020 Complete: Ongoing</p>	<ul style="list-style-type: none"> Meet regularly to coordinate activities between Departments 	<ul style="list-style-type: none"> The Office of Resilience and Sustainability convenes monthly meetings with City Departments to discuss resilience implementation actions and strategies..
<p>30. Support and build capacity of Houston Land Bank and Houston Community Land Trust HCD will support the Houston Land Bank and Houston Community Land Trust through staff and financial support. This will assist the City to expand its efforts to create affordable homes in Houston.</p> <p style="text-align: right;">Priority: High</p>	<p>3. Lack of Housing Affordability and Options</p> <p>5. Lack of Income/Funding</p>	<p>TIRZ Bond</p>	<p>Start: 2020 Complete: Ongoing</p>	<ul style="list-style-type: none"> Support HLB and HCLT 	<ul style="list-style-type: none"> TIRZ Bonds were used to fund construction of 34 new single family homes that the HLB sold to income-eligible homebuyers. Homebuyer Choice Program assisted 43 households with homebuyer assistance using funding from HCD to locate any home in the city that is eligible for aid and put into the HCLT.

Acronyms – AFFH: Affirmatively Furthering Fair Housing, CRA: HCD’s Community Reinvestment Area, DON: Department of Neighborhoods, GHFHC: Greater Houston Fair Housing Center, HCD: Housing and Community Development Department, HCIL: Houston Center for Independent Living, HCV: Housing Choice Voucher, HHA: Houston Housing Authority, HHD: Houston Health Department, HUD: U.S. Department of Housing and Urban Development, HUD-FHEO: HUD’s Office of Fair Housing and Equal Opportunity. MOPD: Mayor’s Office Persons with Disabilities, Planning: Planning and Development Services Department, PRD: Parks and Recreation Department, HPW: Houston Public Works Department, SWMD: Solid Waste Management Department



PY 2023 CAPER Public Notice (CR35)

Published Houston Chronicle on August 31, 2024

Public Notice

2023 Consolidated Annual Evaluation and Performance Report

The City of Houston Housing and Community Development Department (HCD) will submit its Consolidated Annual Performance and Evaluation Report (CAPER) for Program Year 2023 (July 1, 2023 – June 30, 2024) to the U.S. Department of Housing and Urban Development (HUD). The CAPER is an annual report that outlines the use of the following Entitlement Grants: Community Development Block Grant (CDBG), HOME Investment Partnerships Program (HOME) Grant, Emergency Solutions Grant (ESG), and Housing Opportunities for Persons with AIDS (HOPWA) Grant.

View the Draft 2023 CAPER at the following locations.

- Online at www.houstontx.gov/housing
- HCD Office – 2100 Travis Street, 9th Floor, 77002 (Copies of the document in an accessible format will be available at this location, upon request.)

The general public may comment on the Draft 2023 CAPER from **Saturday, August 31, 2024 to Sunday, September 15, 2024**. Public comments may be submitted by

- email to HCDPlanning@houstontx.gov
- mail to HCDD, ATTN: Planning and Grants Reporting, 2100 Travis Street, 9th Floor, Houston, Texas 77002
- voicemail at 832-394-5400, or
- online at www.houstontx.gov/housing

A summary of comments received will be included in the final 2023 CAPER and will be posted to the HCD website, upon submission to HUD.

For specific questions or concerns about fair housing or landlord/tenant relations, please contact Yolanda Jeffries at 832-394-6200, extension 1. For more information about HCD and its programs, please access HCD's website at www.houstontx.gov/housing.

Published La Voz on September 11, 2024

Aviso Público

Informe Anual Consolidado de Evaluación y Desempeño 2023

El Departamento de Vivienda y Desarrollo Comunitario (HCD, por sus siglas en inglés) de la Ciudad de Houston presentará su Informe Anual Consolidado de Evaluación y Desempeño (CAPER, por sus siglas en inglés) para el Año Programático 2023 (1 de julio de 2023 – 30 de junio de 2024) al Departamento de Vivienda y Desarrollo Urbano de los Estados Unidos (HUD, por sus siglas en inglés). El CAPER es un informe anual que describe el uso de las siguientes Subvenciones de Derechos: Subvención en Bloque para el Desarrollo Comunitario (CDBG), Subvención del Programa de Asociaciones de Inversión HOME (HOME), Subvención para Soluciones de Emergencia (ESG) y Subvención de Oportunidades de Vivienda para Personas con SIDA (HOPWA).

Vea el Informe Preliminar 2023 CAPER en las siguientes ubicaciones.

- En línea en www.houstontx.gov/housing
- Oficina del HCD – 2100 Travis Street, 9^o piso, 77002

(Copias del documento en un formato accesible estarán disponibles en este lugar, a pedido).

El público en general puede comentar sobre el Informe Preliminar 2023 CAPER desde el **sábado 31 de agosto de 2024 hasta el domingo 15 de septiembre de 2024**. Los comentarios públicos pueden ser presentados por:

- Correo electrónico a HCDPlanning@houstontx.gov
- Correo a HCDD, ATTN: Planning and Grants Reporting, 2100 Travis Street, 9th Floor, Houston, Texas 77002
- Correo de voz al 832-394-5400, o
- En línea en www.houstontx.gov/housing

Un resumen de los comentarios recibidos se incluirá en el CAPER final de 2023 y se publicará en el sitio web del HCD, una vez que se envíe a HUD.

Si tiene preguntas específicas o inquietudes sobre la vivienda justa o las relaciones entre propietarios e inquilinos, comuníquese con Yolanda Jeffries al 832-394-6200, extensión 1. Para obtener más información sobre HCD y sus programas, visite el sitio web de HCD en www.houstontx.gov/housing.





Published Korean Business Journal on August 31, 2024

Public Notice

2023 Consolidated Annual Evaluation and Performance Report

The City of Houston Housing and Community Development Department (HCD) will submit its Consolidated Annual Performance and Evaluation Report (CAPER) for Program Year 2023 (July 1, 2023 – June 30, 2024) to the U.S. Department of Housing and Urban Development (HUD). The CAPER is an annual report that outlines the use of the following Entitlement Grants: Community Development Block Grant (CDBG), HOME Investment Partnerships Program (HOME) Grant, Emergency Solutions Grant (ESG), and Housing Opportunities for Persons with AIDS (HOPWA) Grant.

View the Draft 2023 CAPER at the following locations.

- Online at www.houstontx.gov/housing
- HCD Office – 2100 Travis Street, 9th Floor, 77002
(Copies of the document in an accessible format will be available at this location, upon request.)

The general public may comment on the Draft 2023 CAPER from **Saturday, August 31, 2024 to Sunday, September 15, 2024**. Public comments may be submitted by

- email to HCDPlanning@houstontx.gov
- mail to HCDD, ATTN: Planning and Grants Reporting, 2100 Travis Street, 9th Floor, Houston, Texas 77002
- voicemail at 832-394-5400, or
- online at www.houstontx.gov/housing

A summary of comments received will be included in the final 2023 CAPER and will be posted to the HCD website, upon submission to HUD.

For specific questions or concerns about fair housing or landlord/tenant relations, please contact Yolanda Jeffries at 832-394-6200, extension 1. For more information about HCD and its programs, please access HCD's website at www.houstontx.gov/housing.

Published Southern Chinese Daily News on August 31, 2024

Public Notice

The City of Houston Housing and Community Development Department (HCD) will submit its Consolidated Annual Performance and Evaluation Report (CAPER) for Program Year 2023 (July 1, 2023 – June 30, 2024) to the U.S. Department of Housing and Urban Development (HUD). The CAPER is an annual report that outlines the use of the following Entitlement Grants: Community Development Block Grant (CDBG), HOME Investment Partnerships Program (HOME) Grant, Emergency Solutions Grant (ESG), and Housing Opportunities for Persons with AIDS (HOPWA) Grant.

View the Draft 2023 CAPER at the following locations.

- Online at www.houstontx.gov/housing
- HCD Office – 2100 Travis Street, 9th Floor, 77002
(Copies of the document in an accessible format will be available at this location, upon request.)

The general public may comment on the Draft 2023 CAPER from **Saturday, August 31, 2024 to Sunday, September 15, 2024**. Public comments may be submitted by

- email to HCDPlanning@houstontx.gov
- mail to HCDD, ATTN: Planning and Grants Reporting, 2100 Travis Street, 9th Floor, Houston, Texas 77002
- voicemail at 832-394-5400, or
- online at www.houstontx.gov/housing

A summary of comments received will be included in the final 2023 CAPER and will be posted to the HCD website, upon submission to HUD.

For specific questions or concerns about fair housing or landlord/tenant relations, please contact Yolanda Jeffries at 832-394-6200, extension 1. For more information about HCD and its programs, please access HCD's website at www.houstontx.gov/housing.





Appendix 2: Maps

New Affordable Homes Built 127

Housing Rehabilitation 128

Direct Financial Assistance to Homebuyers 129

Lead Hazard Reduction Demonstration Program 130

Multifamily Housing Developments 131

Public Facilities and Improvement Projects 132

Code Enforcement Citations Issued by Census Tract 133

Code Enforcement Site Inspection by Census Tract 134

Child Care Council Administered Public Service Agencies 135

Houston Public Library Mobile Express 136

Juvenile Delinquency Prevention Program 137

Housing Opportunities for Persons with HIV/AIDS (HOPWA) 138

Emergency Solutions Grant (ESG) 139

Direct Funded Public Service Agencies 140

Health and Mental Health Services 141

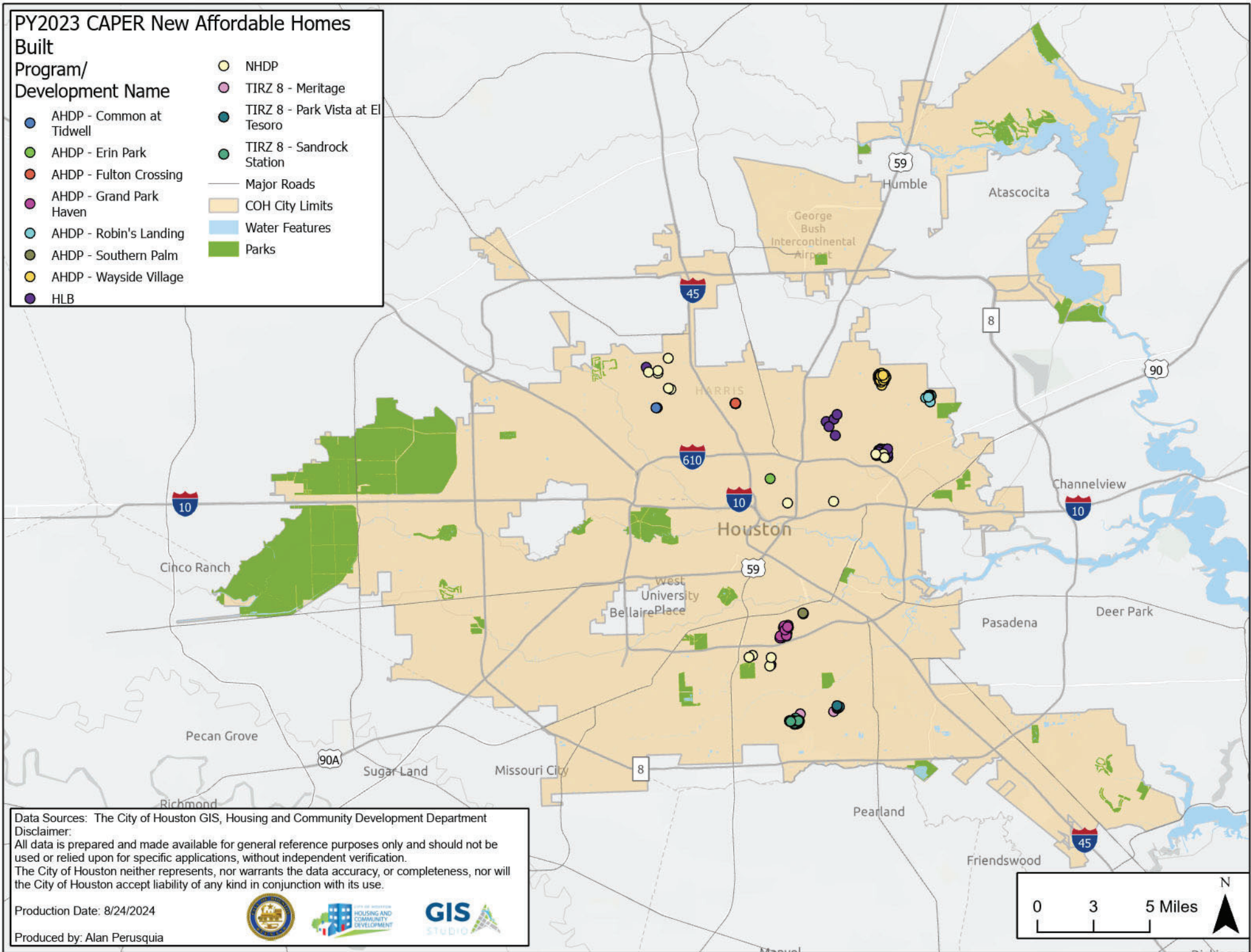


PY2023 CAPER New Affordable Homes

Built

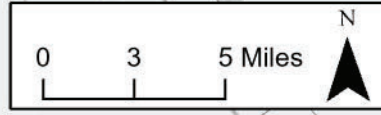
Program/ Development Name

- AHDP - Common at Tidwell
- AHDP - Erin Park
- AHDP - Fulton Crossing
- AHDP - Grand Park Haven
- AHDP - Robin's Landing
- AHDP - Southern Palm
- AHDP - Wayside Village
- HLB
- NHDP
- TIRZ 8 - Meritage
- TIRZ 8 - Park Vista at El Tesoro
- TIRZ 8 - Sandrock Station
- Major Roads
- COH City Limits
- Water Features
- Parks



Data Sources: The City of Houston GIS, Housing and Community Development Department
 Disclaimer:
 All data is prepared and made available for general reference purposes only and should not be used or relied upon for specific applications, without independent verification.
 The City of Houston neither represents, nor warrants the data accuracy, or completeness, nor will the City of Houston accept liability of any kind in conjunction with its use.

Production Date: 8/24/2024
 Produced by: Alan Perusquia

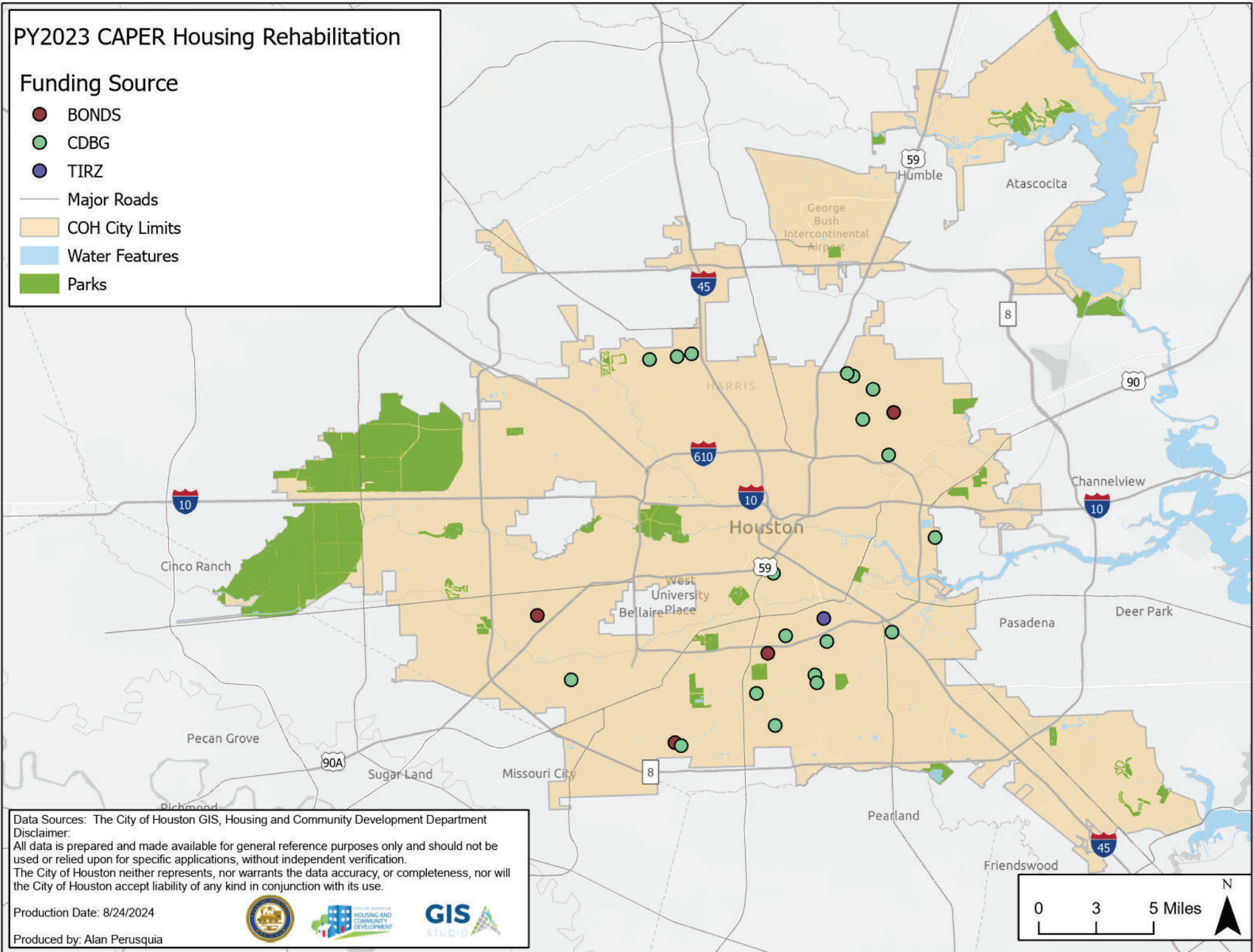


PY2023 CAPER Housing Rehabilitation

Funding Source

- BONDS
- CDBG
- TIRZ

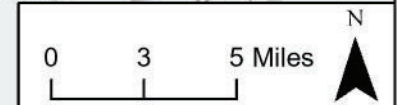
- Major Roads
- COH City Limits
- Water Features
- Parks



Data Sources: The City of Houston GIS, Housing and Community Development Department
Disclaimer:
All data is prepared and made available for general reference purposes only and should not be used or relied upon for specific applications, without independent verification.
The City of Houston neither represents, nor warrants the data accuracy, or completeness, nor will the City of Houston accept liability of any kind in conjunction with its use.

Production Date: 8/24/2024

Produced by: Alan Perusquia

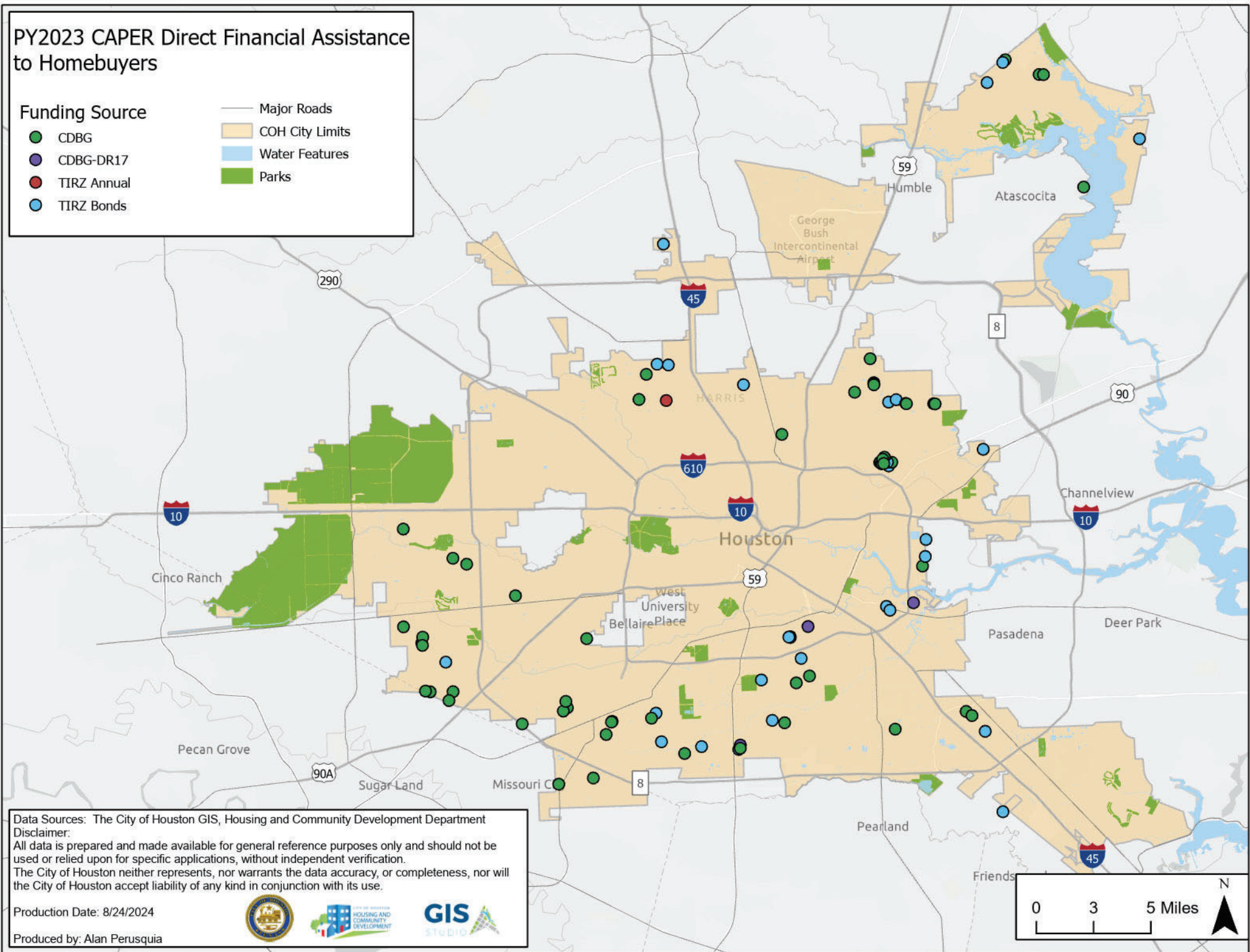


PY2023 CAPER Direct Financial Assistance to Homebuyers

Funding Source

- CDBG
- CDBG-DR17
- TIRZ Annual
- TIRZ Bonds

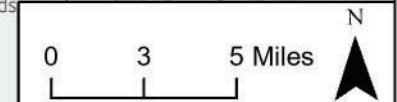
- Major Roads
- COH City Limits
- Water Features
- Parks



Data Sources: The City of Houston GIS, Housing and Community Development Department
 Disclaimer:
 All data is prepared and made available for general reference purposes only and should not be used or relied upon for specific applications, without independent verification.
 The City of Houston neither represents, nor warrants the data accuracy, or completeness, nor will the City of Houston accept liability of any kind in conjunction with its use.

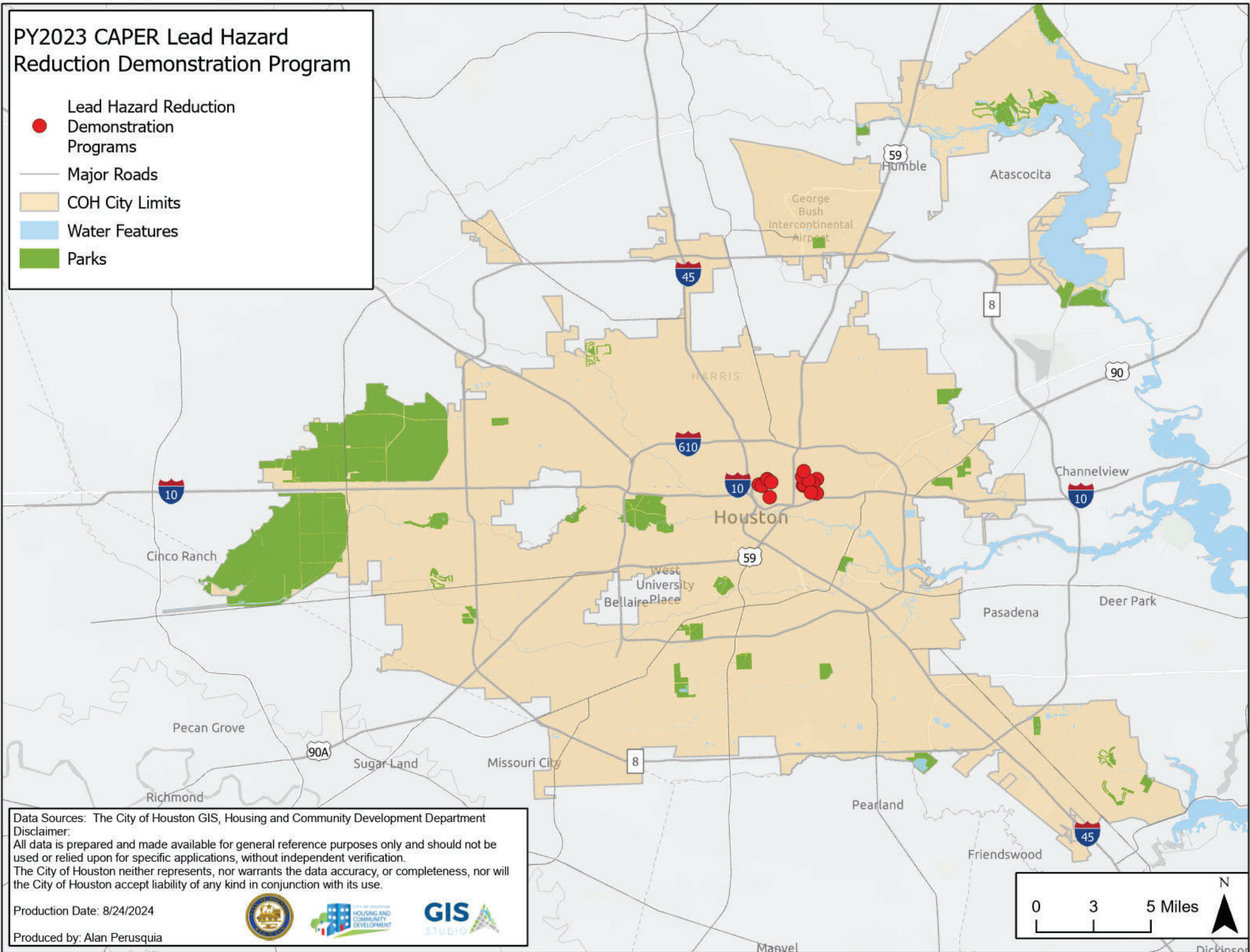
Production Date: 8/24/2024

Produced by: Alan Perusquia



PY2023 CAPER Lead Hazard Reduction Demonstration Program

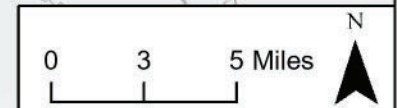
- Lead Hazard Reduction Demonstration Programs
- Major Roads
- COH City Limits
- Water Features
- Parks



Data Sources: The City of Houston GIS, Housing and Community Development Department
Disclaimer:
All data is prepared and made available for general reference purposes only and should not be used or relied upon for specific applications, without independent verification.
The City of Houston neither represents, nor warrants the data accuracy, or completeness, nor will the City of Houston accept liability of any kind in conjunction with its use.

Production Date: 8/24/2024

Produced by: Alan Perusquia



PY2023 CAPER Multifamily Housing Developments

- Projects
- Major Roads
- COH City Limits
- Water Features
- Parks

Completed

- 1 4600 MAIN STREET/Light Rail Lofts
- 2 CAROLINE LOFTS
- 3 DIAN STREET VILLAS
- 4 GALA AT MACGREGOR
- 5 HERITAGE SENIOR RESIDENCES
- 6 NHH AVENUE J
- 7 NHH SAVOY
- 8 REGENCY LOFTS
- 9 SCOTT STREET LOFTS

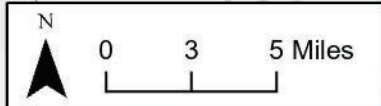
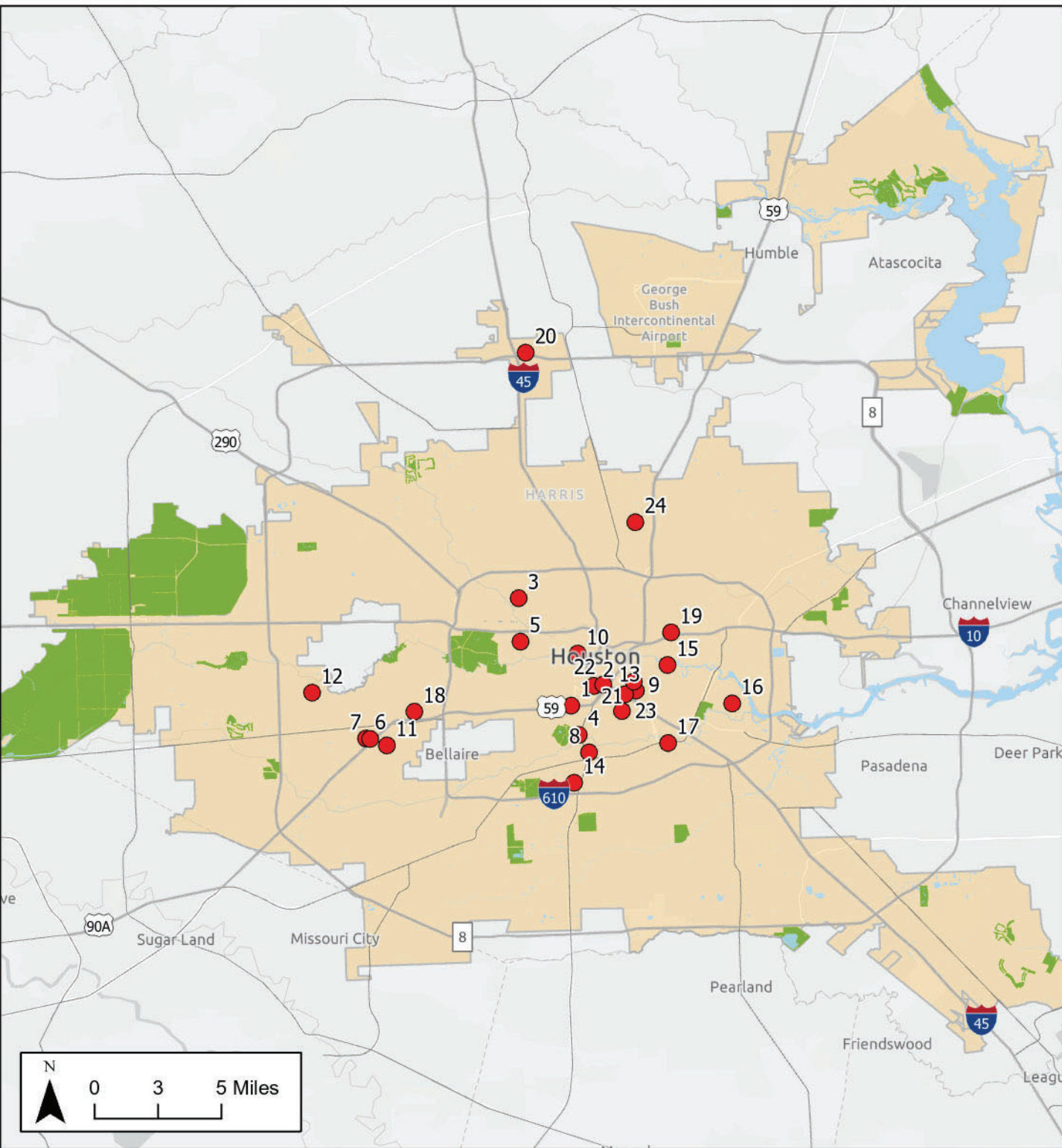
Ongoing

- 10 2100 MEMORIAL
- 11 CONNECT SOUTH
- 12 ELLA GRAND
- 13 HAY CENTER CAMPUS
- 14 HOUSTON AREA WOMEN'S CENTER
- 15 LOCKWOOD SOUTH
- 16 NHH AVENUE C
- 17 OST LOFTS
- 18 RICHMOND SENIOR VILLAGE
- 19 ST. ELIZABETH PLACE
- 20 SUMMIT AT RENAISSANCE PARK
- 21 SUNRISE LOFTS
- 22 TEMENOS PLACE
- 23 THE CITADEL (FKA ELGIN PLACE)
- 24 W. LEO DANIELS TOWER I

Data Sources: The City of Houston GIS, Housing and Community Development Department

Disclaimer:
 All data is prepared and made available for general reference purposes only and should not be used or relied upon for specific applications, without independent verification.
 The City of Houston neither represents, nor warrants the data accuracy, or completeness, nor will the City of Houston accept liability of any kind in conjunction with its use.

Production Date: 8/24/2024
 Produced by: Alan Perusquia



PY2023 CAPER Public Facilities and Improvements Projects

- Funding Source(s)**
- CDBG
 - CDBG & CPF
 - CDBG-DR
 - CDBG/108
 - ESG-CV
 - HOME-ARP
- Major Roads
 COH City Limits
 Water Features
 Parks

In Progress

- 1 Bethune Empowerment Center
- 2 Covenant House of Texas
- 3 East End Maker Hub
- 4 Edison Arts Foundation
- 5 Fifth Ward CRC
- 6 H.E.A.R.T. Training Center
- 7 MF Buyout-Chimney Rock
- 8 MF Buyout-Clarewood
- 9 MF Buyout-Fondren
- 10 MF Buyout-Imperial Valley
- 11 MF Buyout-MacGregor
- 12 Navigation Center
- 13 SER Jobs Workforce Training Center
- 14 Spellman Detention Basin
- 15 SWAT Project 12A - Bonita Gardens
- 16 SWAT Project 4A - Northside/Northline
- 17 Voluntary Housing Buyout - Braeburn Glen
- 18 Voluntary Housing Buyout - Glenburnie & Cash
- 19 Voluntary Housing Buyout - Langwood
- 20 Winzer Park

Complete

- 21 Neuens Road Project

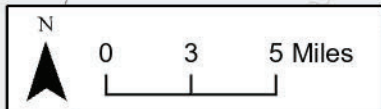
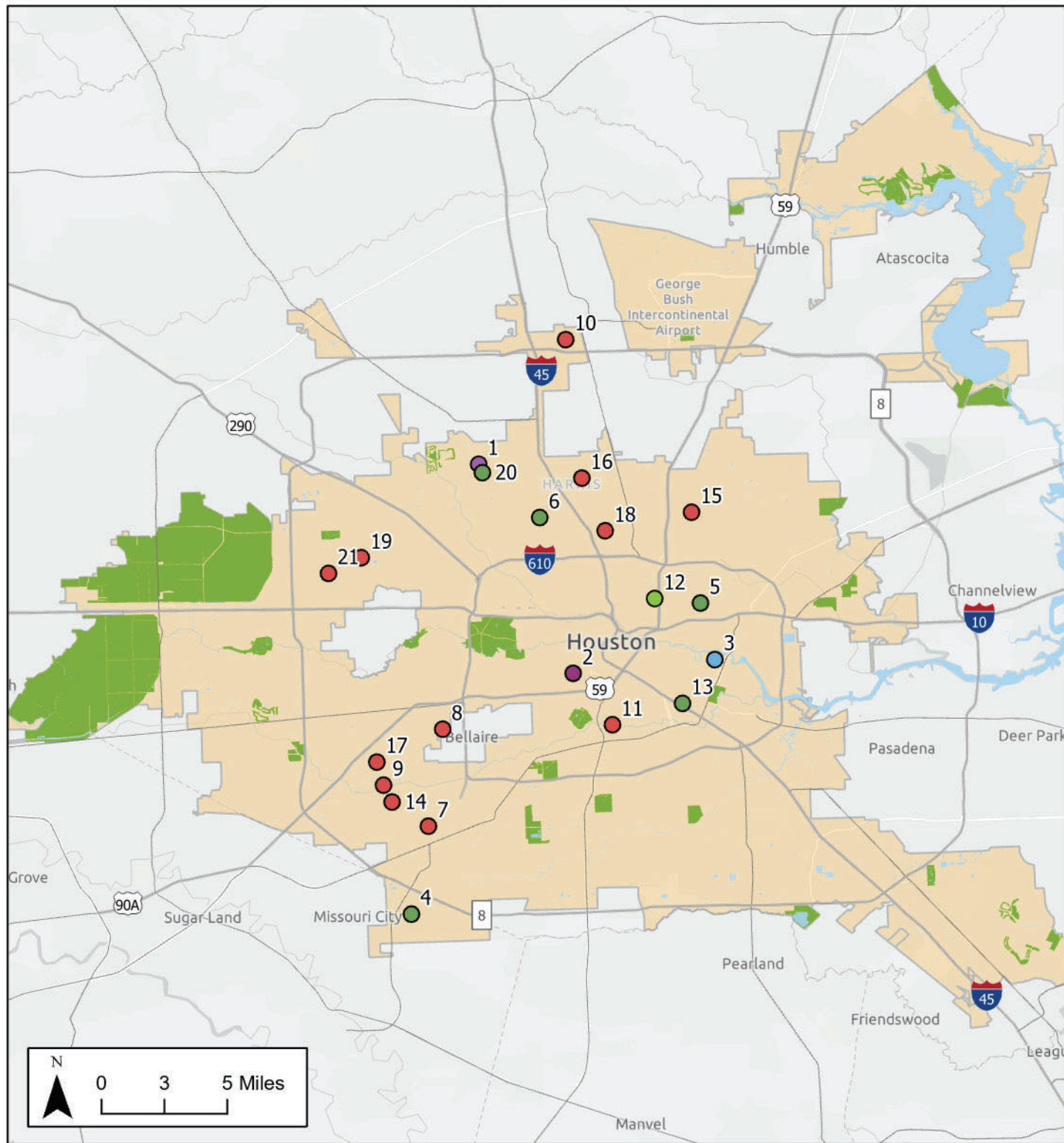
Data Sources: The City of Houston GIS, Housing and Community Development Department

Disclaimer:

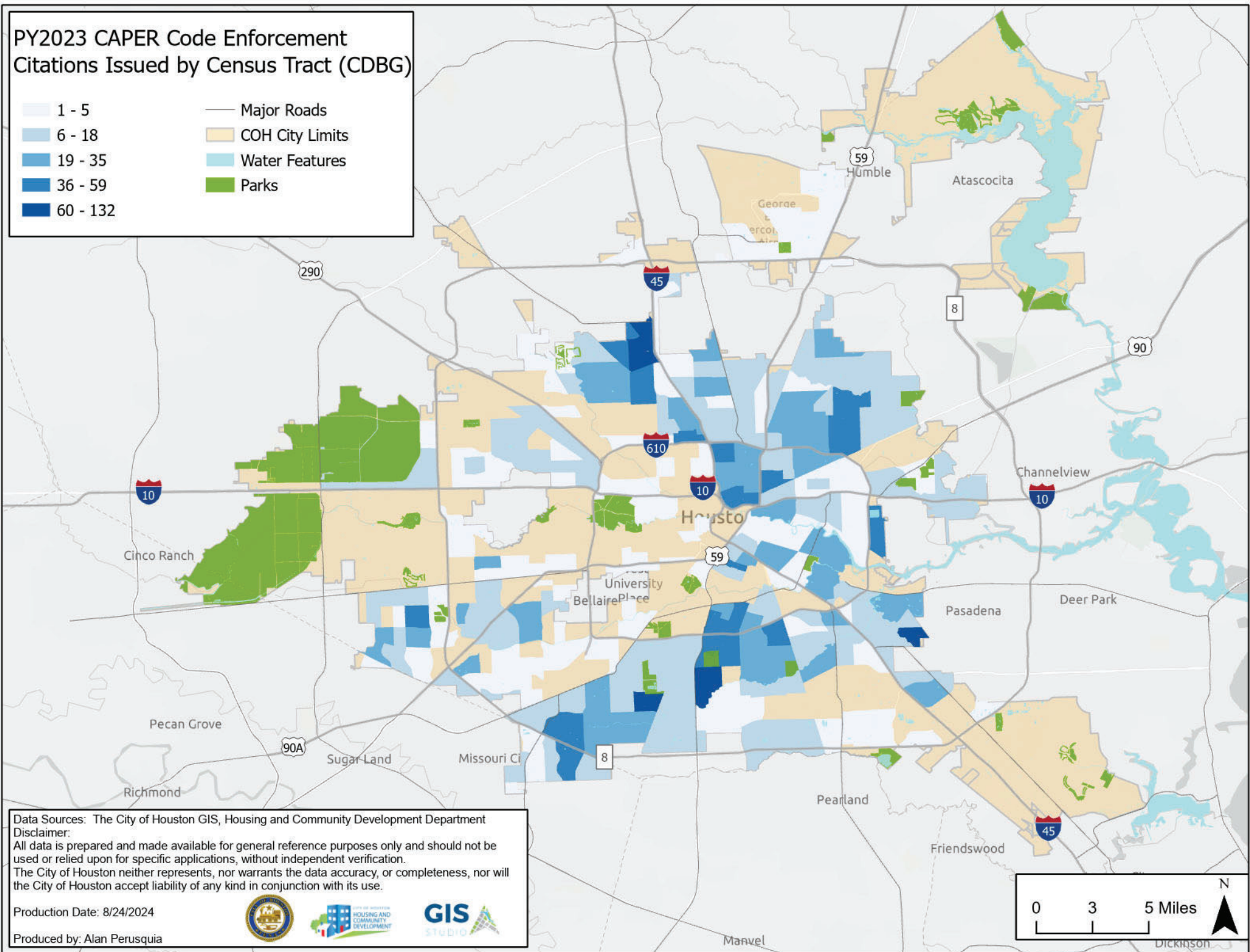
All data is prepared and made available for general reference purposes only and should not be used or relied upon for specific applications, without independent verification. The City of Houston neither represents, nor warrants the data accuracy, or completeness, nor will the City of Houston accept liability of any kind in conjunction with its use.

Production Date: 8/24/2024

Produced by: Alan Perusquia

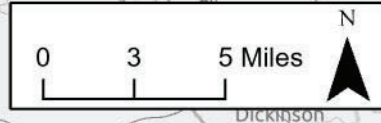


PY2023 CAPER Code Enforcement Citations Issued by Census Tract (CDBG)

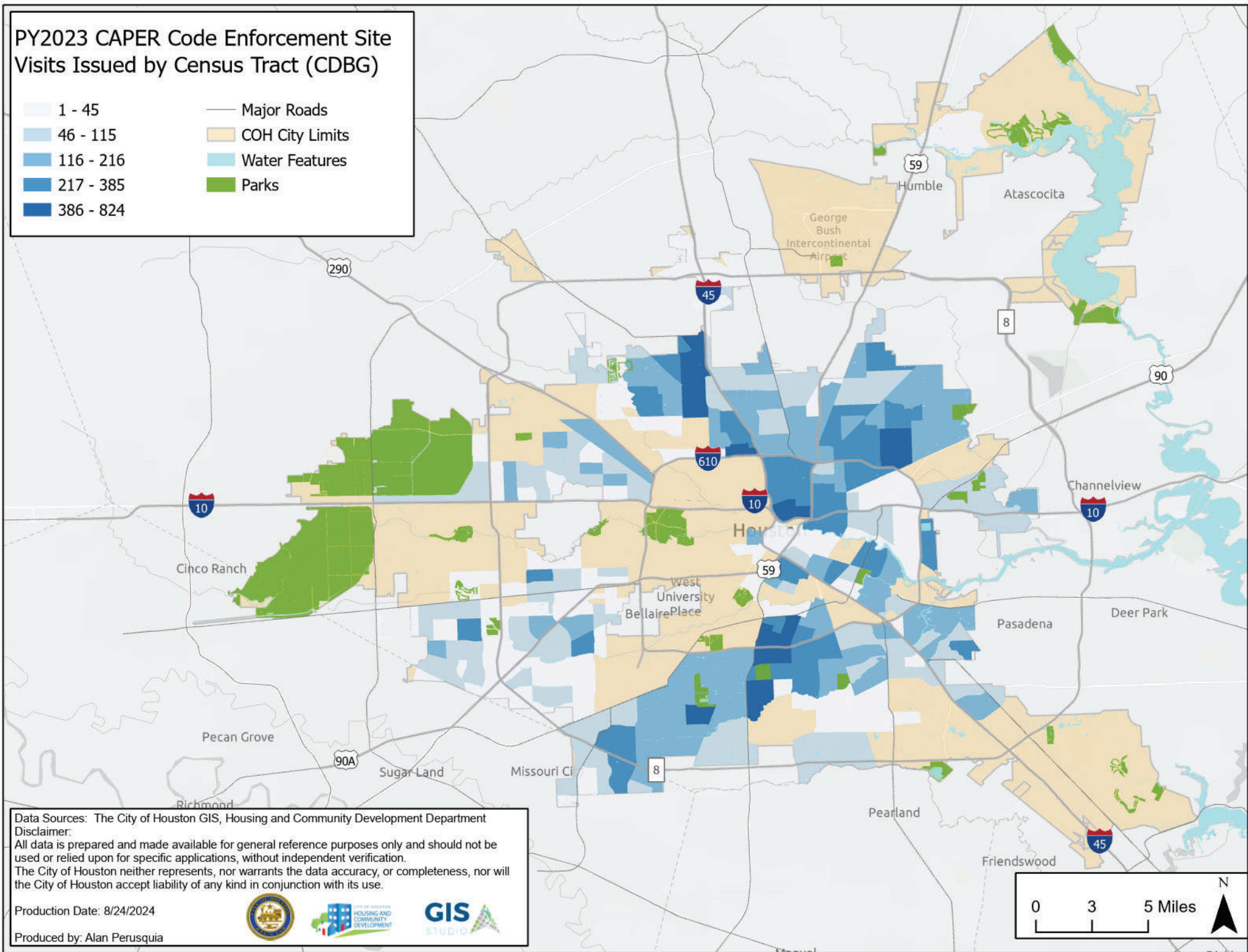


Data Sources: The City of Houston GIS, Housing and Community Development Department
 Disclaimer: All data is prepared and made available for general reference purposes only and should not be used or relied upon for specific applications, without independent verification. The City of Houston neither represents, nor warrants the data accuracy, or completeness, nor will the City of Houston accept liability of any kind in conjunction with its use.

Production Date: 8/24/2024
 Produced by: Alan Perusquia

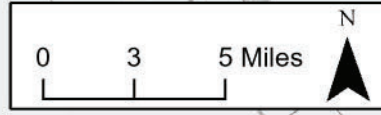


PY2023 CAPER Code Enforcement Site Visits Issued by Census Tract (CDBG)



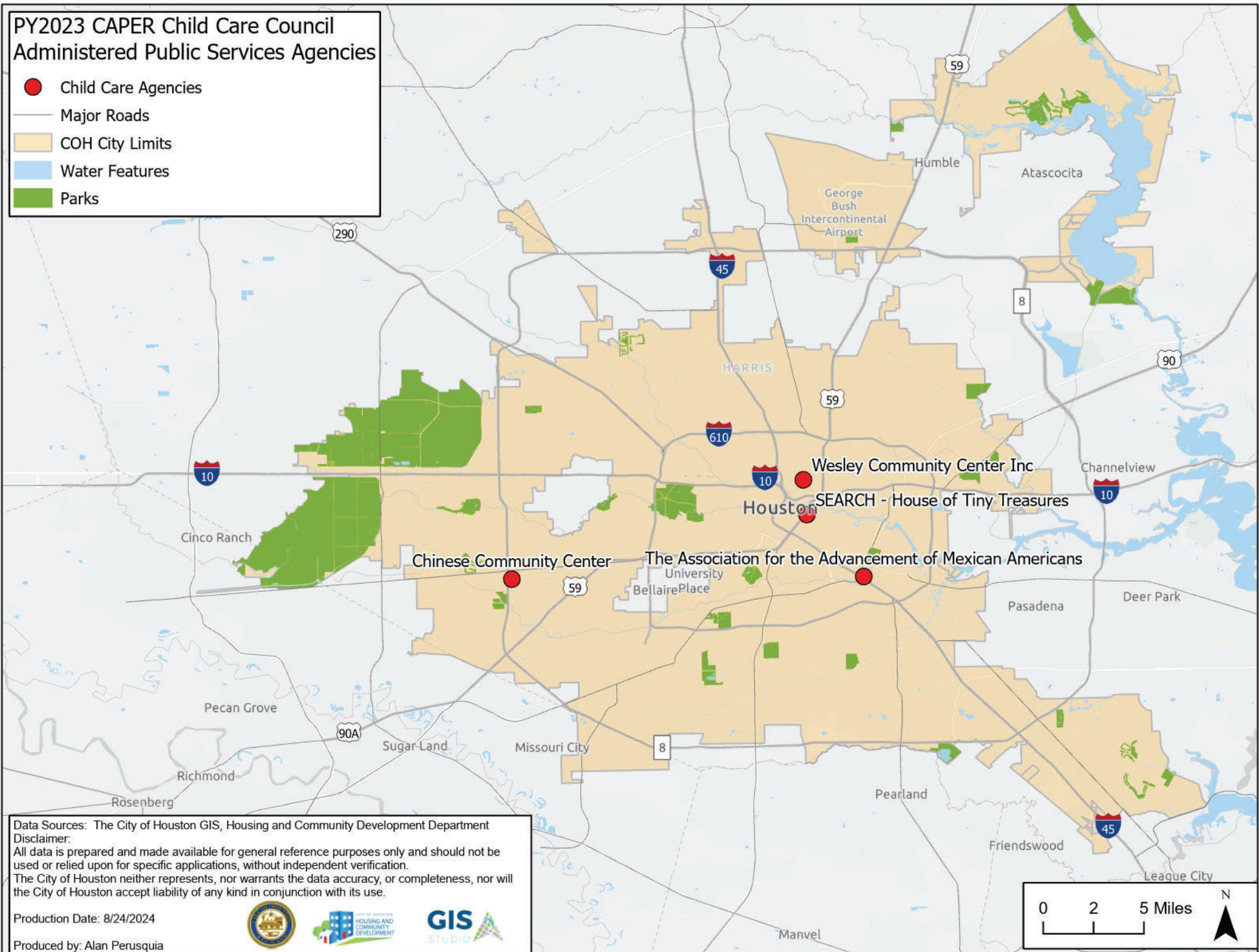
Data Sources: The City of Houston GIS, Housing and Community Development Department
 Disclaimer: All data is prepared and made available for general reference purposes only and should not be used or relied upon for specific applications, without independent verification. The City of Houston neither represents, nor warrants the data accuracy, or completeness, nor will the City of Houston accept liability of any kind in conjunction with its use.

Production Date: 8/24/2024
 Produced by: Alan Perusquia



PY2023 CAPER Child Care Council Administered Public Services Agencies

- Child Care Agencies
- Major Roads
- COH City Limits
- Water Features
- Parks



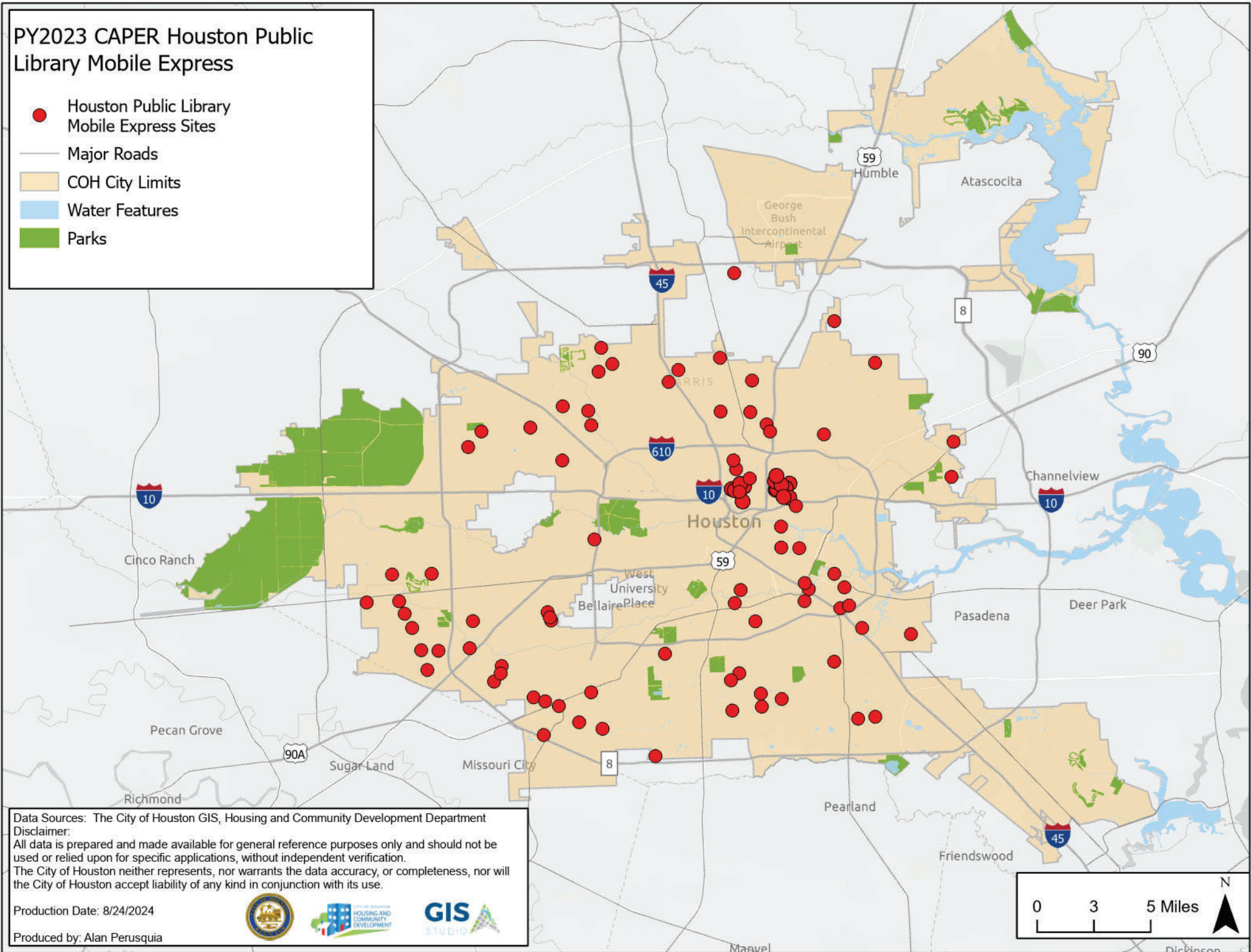
Data Sources: The City of Houston GIS, Housing and Community Development Department
 Disclaimer:
 All data is prepared and made available for general reference purposes only and should not be used or relied upon for specific applications, without independent verification.
 The City of Houston neither represents, nor warrants the data accuracy, or completeness, nor will the City of Houston accept liability of any kind in conjunction with its use.

Production Date: 8/24/2024
 Produced by: Alan Perusquia



PY2023 CAPER Houston Public Library Mobile Express

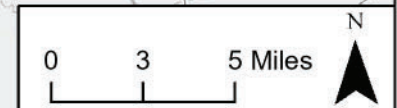
- Houston Public Library Mobile Express Sites
- Major Roads
- COH City Limits
- Water Features
- Parks



Data Sources: The City of Houston GIS, Housing and Community Development Department
Disclaimer:
All data is prepared and made available for general reference purposes only and should not be used or relied upon for specific applications, without independent verification.
The City of Houston neither represents, nor warrants the data accuracy, or completeness, nor will the City of Houston accept liability of any kind in conjunction with its use.

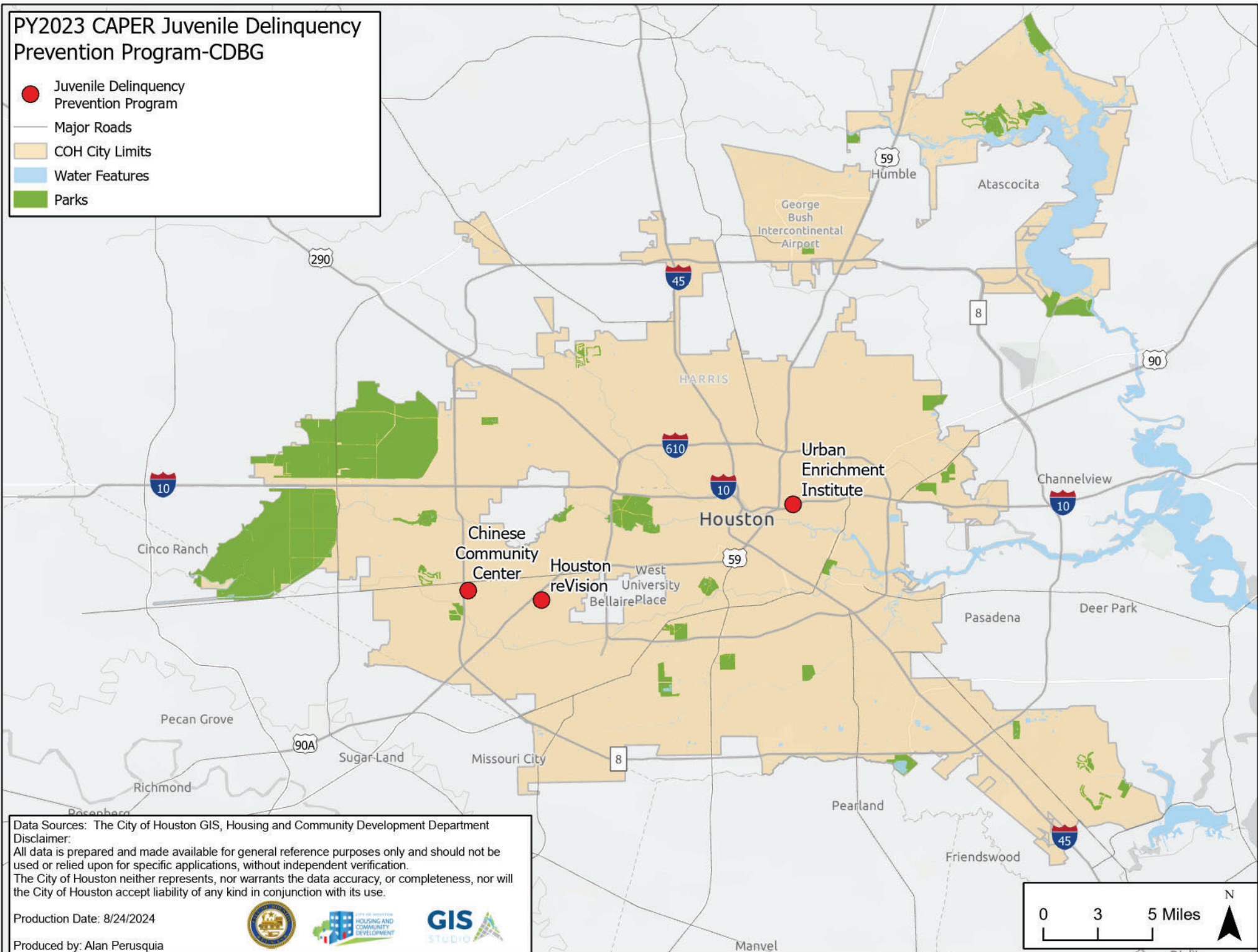
Production Date: 8/24/2024

Produced by: Alan Perusquia



PY2023 CAPER Juvenile Delinquency Prevention Program-CDBG

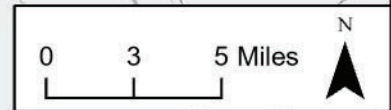
- Juvenile Delinquency Prevention Program
- Major Roads
- COH City Limits
- Water Features
- Parks



Data Sources: The City of Houston GIS, Housing and Community Development Department
 Disclaimer:
 All data is prepared and made available for general reference purposes only and should not be used or relied upon for specific applications, without independent verification.
 The City of Houston neither represents, nor warrants the data accuracy, or completeness, nor will the City of Houston accept liability of any kind in conjunction with its use.

Production Date: 8/24/2024

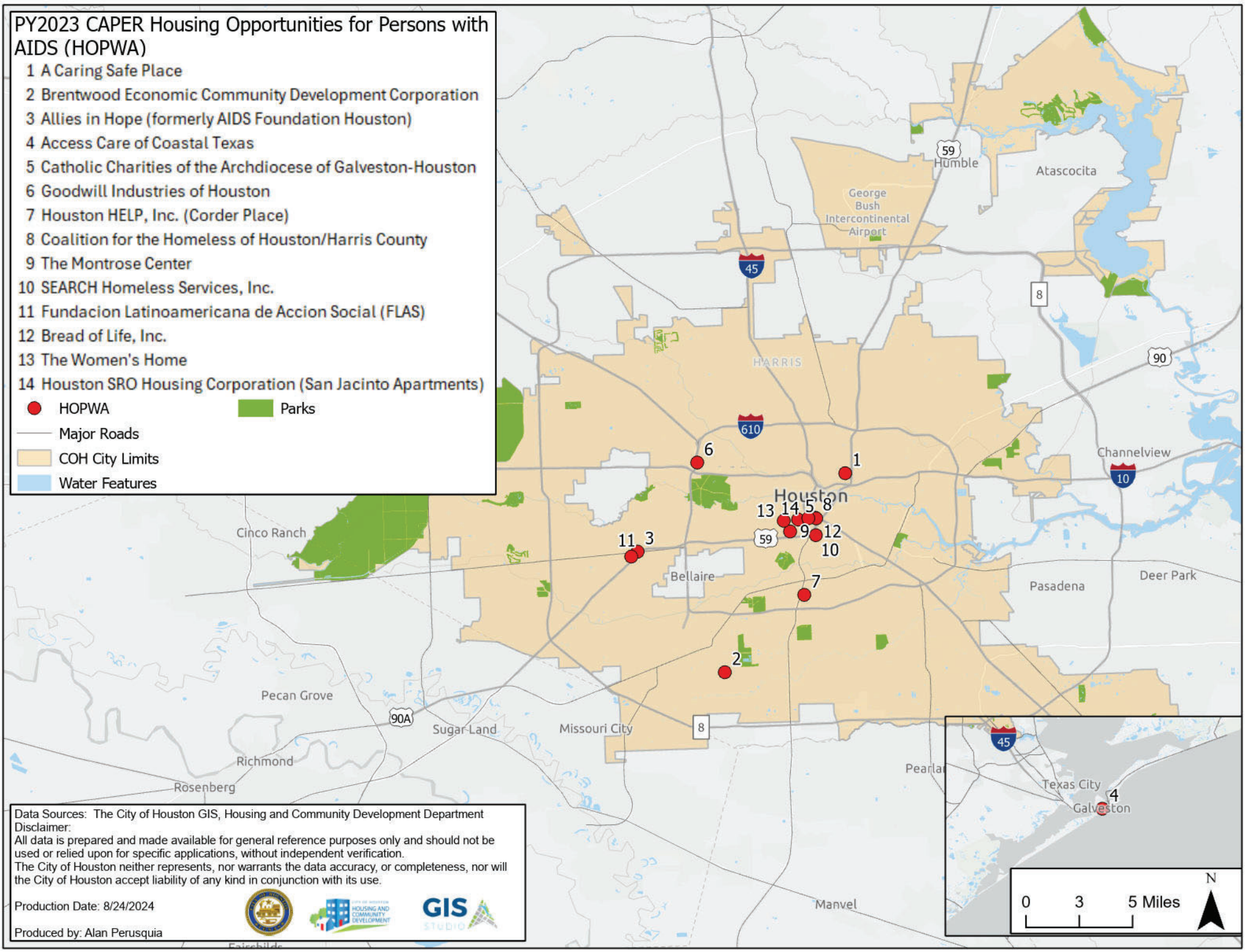
Produced by: Alan Perusquia



PY2023 CAPER Housing Opportunities for Persons with AIDS (HOPWA)

- 1 A Caring Safe Place
- 2 Brentwood Economic Community Development Corporation
- 3 Allies in Hope (formerly AIDS Foundation Houston)
- 4 Access Care of Coastal Texas
- 5 Catholic Charities of the Archdiocese of Galveston-Houston
- 6 Goodwill Industries of Houston
- 7 Houston HELP, Inc. (Corder Place)
- 8 Coalition for the Homeless of Houston/Harris County
- 9 The Montrose Center
- 10 SEARCH Homeless Services, Inc.
- 11 Fundacion Latinoamericana de Accion Social (FLAS)
- 12 Bread of Life, Inc.
- 13 The Women's Home
- 14 Houston SRO Housing Corporation (San Jacinto Apartments)

● HOPWA ■ Parks
 Major Roads
 COH City Limits
 Water Features

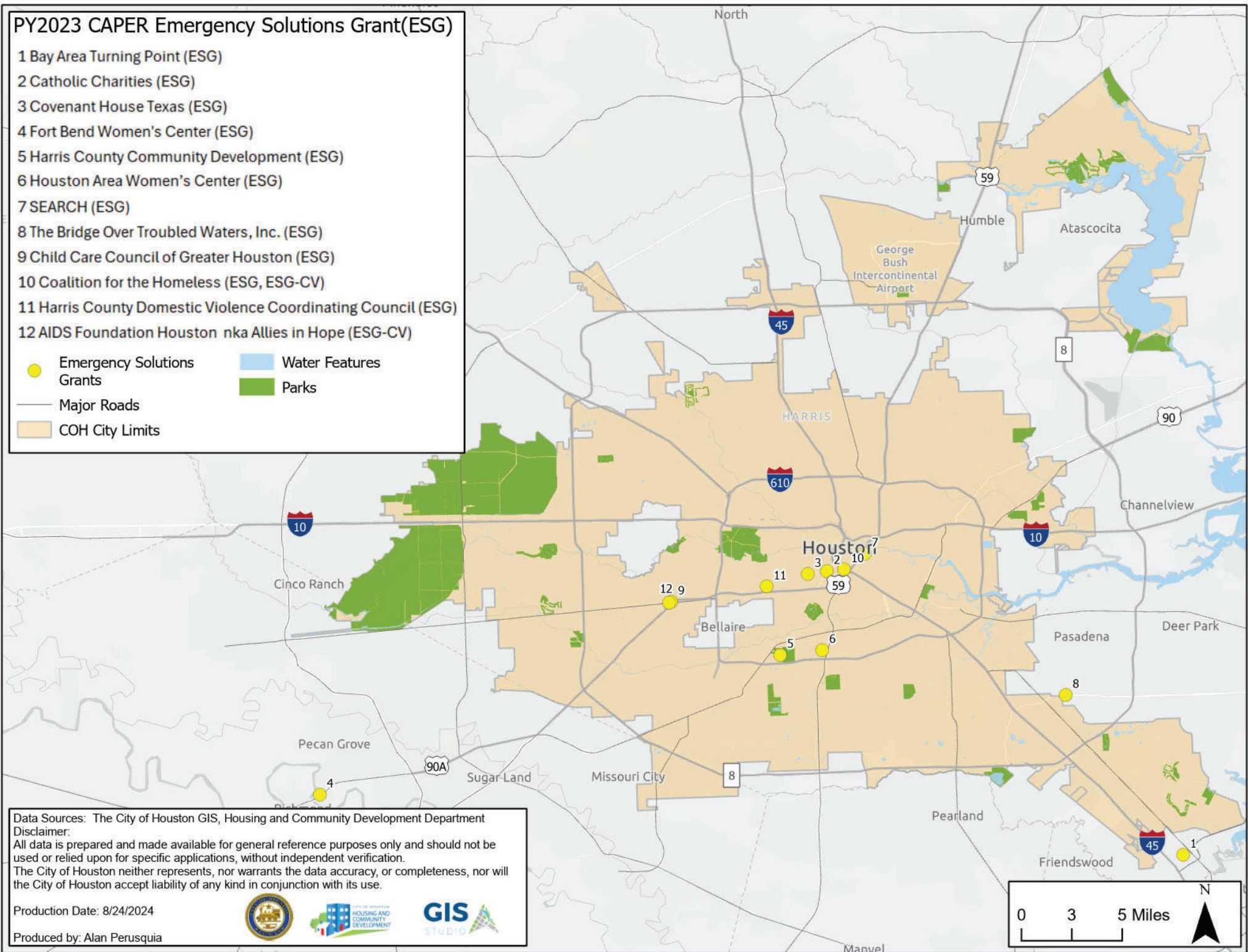


Data Sources: The City of Houston GIS, Housing and Community Development Department
 Disclaimer:
 All data is prepared and made available for general reference purposes only and should not be used or relied upon for specific applications, without independent verification.
 The City of Houston neither represents, nor warrants the data accuracy, or completeness, nor will the City of Houston accept liability of any kind in conjunction with its use.

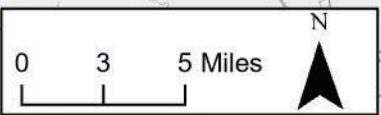
PY2023 CAPER Emergency Solutions Grant(ESG)

- 1 Bay Area Turning Point (ESG)
- 2 Catholic Charities (ESG)
- 3 Covenant House Texas (ESG)
- 4 Fort Bend Women's Center (ESG)
- 5 Harris County Community Development (ESG)
- 6 Houston Area Women's Center (ESG)
- 7 SEARCH (ESG)
- 8 The Bridge Over Troubled Waters, Inc. (ESG)
- 9 Child Care Council of Greater Houston (ESG)
- 10 Coalition for the Homeless (ESG, ESG-CV)
- 11 Harris County Domestic Violence Coordinating Council (ESG)
- 12 AIDS Foundation Houston nka Allies in Hope (ESG-CV)

 Emergency Solutions Grants	 Water Features
 Major Roads	 Parks
 COH City Limits	

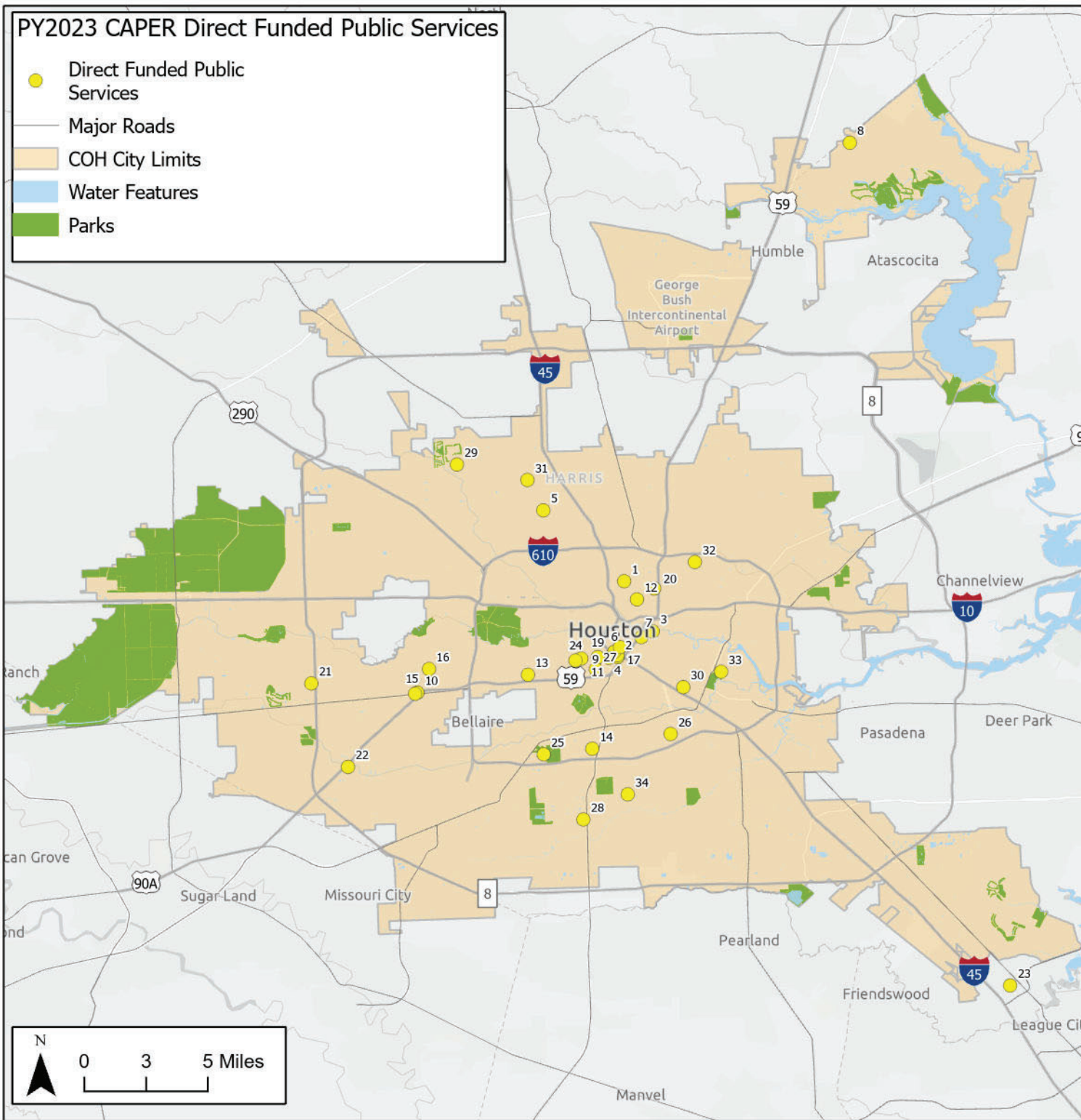


Data Sources: The City of Houston GIS, Housing and Community Development Department
 Disclaimer:
 All data is prepared and made available for general reference purposes only and should not be used or relied upon for specific applications, without independent verification.
 The City of Houston neither represents, nor warrants the data accuracy, or completeness, nor will the City of Houston accept liability of any kind in conjunction with its use.



PY2023 CAPER Direct Funded Public Services

- Direct Funded Public Services
- Major Roads
- COH City Limits
- Water Features
- Parks



- 1 Avenue Community Development Corporation (CDBG)
- 2 Capital IDEA Houston (CDBG)
- 3 Catholic Charities (CDBG)
- 4 Coalition for the Homeless Houston/Harris County (CDBG)
- 5 Educational Programs Inspiring Communities (CDBG)
- 6 Healthcare for the Homeless-Houston (CDBG)
- 7 SEARCH, Inc.(CDBG,CDBG-CV,HHSP)
- 8 The Village Learning Center, Inc. (CDBG)
- 9 The Women's Home (CDBG)

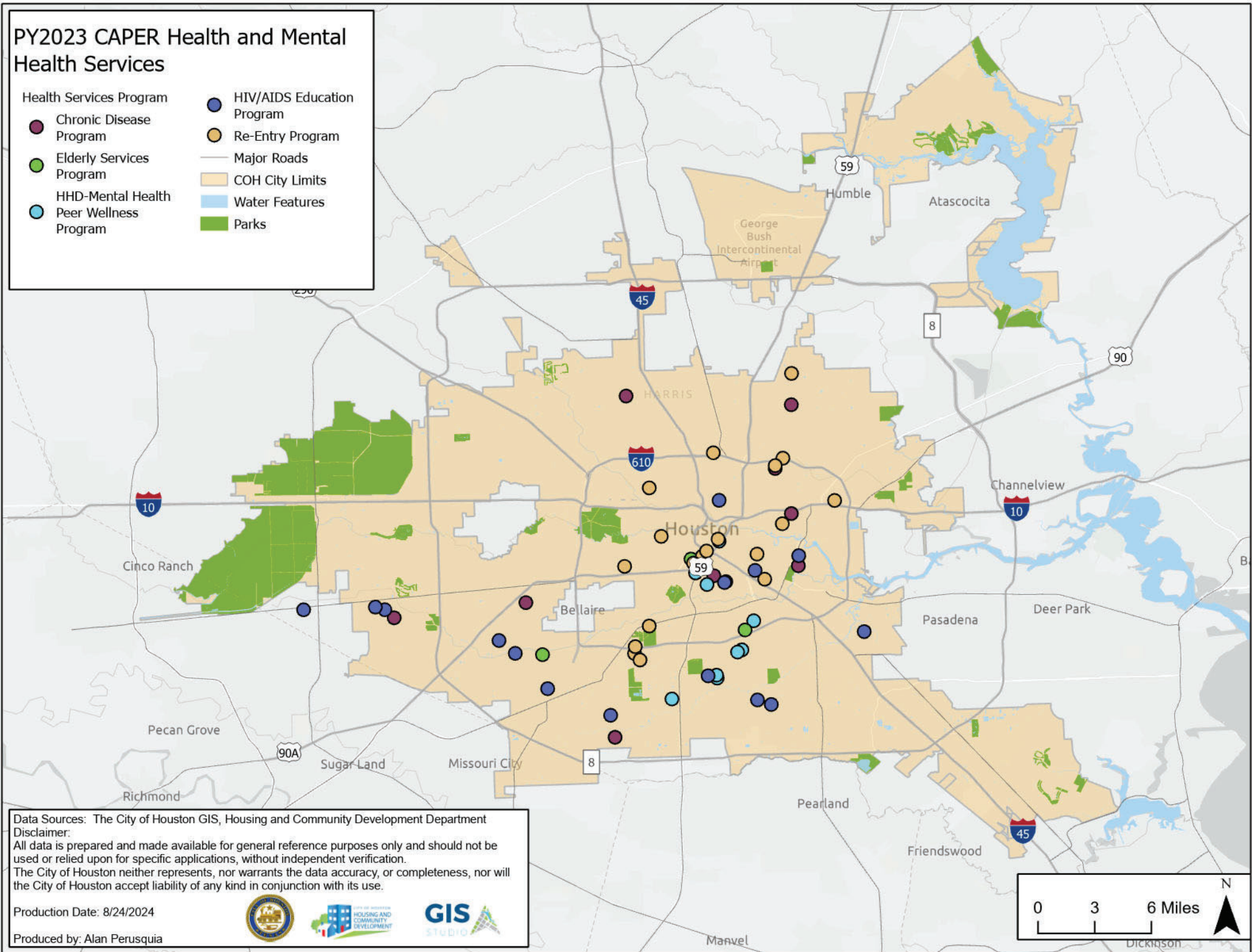
- 10 Child Care Council of Greater Houston (CDBG,HHSP)
- 11 Career and Recovery Resources (CDBG,CDBG-CV)
- 12 Wesley Community Center (CDBG, CDBG-CV)
- 13 Harris County Domestic Violence Coordinating Council (CDBG,HOME-ARP)
- 14 Houston Area Women's Center (CDBG, HHSP)
- 15 Allies in Hope-formerly AIDS Foundation Houston-(HOME-ARP)
- 16 Houston Housing Authority (HOME-ARP,CDBG-CV,HOME-CV)
- 17 Salvation Army (HOME-ARP,CDBG-CV)
- 18 Northwest Assistance Ministries (CDBG-CV)
- 19 Catholic Charities (CDBG-CV, HHSP)
- 20 Coalition for the Homeless Houston/Harris County (CDBG-CV,HHSP)
- 21 West Houston Assistance Ministries (CDBG-CV)
- 22 The Harris Center for Mental Health and IDD (CDBG-CV)
- 23 Bay Area Turning Point (HHSP)
- 24 Covenant House Texas (HHSP)
- 25 Harris County Housing and Community Development (HHSP)
- 26 Houston Business Development, Inc. (General Fund)
- 27 The Men's Center DBA recenter (TIRZ/ARPA)
- 28 Houston Community College System District (DOL-CPF)
- 29 Lone Star Community College (DOL-CPF)
- 30 SER-Jobs for Progress (HUD-CPF)
- 31 Acres Homes Multi-Service Center (HUD-CPF)
- 32 Kashmere Gardens Multi-Service Center (HUD-CPF)
- 33 Magnolia Park-Manchester Multi-Service Center (HUD-CPF)
- 34 Sunnyside Multi-Service Center (HUD-CPF)



PY2023 CAPER Health and Mental Health Services

Health Services Program

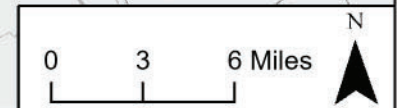
- Chronic Disease Program
- Elderly Services Program
- HHD-Mental Health Peer Wellness Program
- HIV/AIDS Education Program
- Re-Entry Program
- Major Roads
- COH City Limits
- Water Features
- Parks



Data Sources: The City of Houston GIS, Housing and Community Development Department
 Disclaimer:
 All data is prepared and made available for general reference purposes only and should not be used or relied upon for specific applications, without independent verification.
 The City of Houston neither represents, nor warrants the data accuracy, or completeness, nor will the City of Houston accept liability of any kind in conjunction with its use.

Production Date: 8/24/2024

Produced by: Alan Perusquia





Appendix 3: Substantial Amendments



City of Houston, Texas, Ordinance No. 2023 - 773

AN ORDINANCE APPROVING AND AUTHORIZING THE SUBMISSION OF A SUBSTANTIAL AMENDMENT TO THE 2023 ANNUAL ACTION PLAN TO THE UNITED STATES DEPARTMENT OF HOUSING AND URBAN DEVELOPMENT, CHANGING THE TARGET AREA FOR CDBG FUNDED CODE ENFORCEMENT ACTIVITIES; AND DECLARING AN EMERGENCY.

* * * *

WHEREAS, to address the City’s need to develop viable urban communities, the United States Department of Housing and Urban Development (“HUD”) awarded \$24,998,193.00 in Community Development Block Grant (“CDBG”) funds, \$11,966,052.00 in Home Investment Partnerships Grant (“HOME”) funds, \$13,293,296.00 in Housing Opportunities for person with Aids Grant (“HOPWA”) funds and \$2,129,884.00 in Emergency Solutions Grant (“ESG”) funds in 2023 to be administered through various programs; and

WHEREAS, on April 19, 2023, pursuant to Ordinance No. 2023-259 the City Council of the City of Houston (“City Council”) approved and authorized the submission of the 2023 Annual Action Plan (“Annual Action Plan”), including an application and budget for the CDBG, to HUD, and the acceptance of the funds, if awarded; and

WHEREAS, activities to be performed through the various CDBG programs included: (1) Program Administration, (2) Public Services, (3) ESG Match, (4) Public Facilities and Improvements, (5) Home Repair, (6) Homeownership Assistance, (7) Lead-Based Paint, (8) Economic Development and (9) Code Enforcement; and

WHEREAS, the City’s Housing and Community Development (“HCD”) Department now requests approval of a substantial amendment to the Annual Action Plan, changing the target area for CDBG funded Code Enforcement Activities, by removing the following Super Neighborhoods from the targeted service area: (i) Fairbanks/Northwest Crossing, (ii) IAH/Airport Area, (iii) El Dorado/Oates Prairie, (iv) Pleasantville Area, (v) Second Ward, (vi) Harrisburg/Manchester, (vii) Gulfgate Riverview/Pine Valley and (viii) Greater Hobby Area (“Super Neighborhoods”).

WHEREAS, the format and information set forth in the City’s Amended 2023 Annual Action Plan (the “Amended Annual Action Plan”) to be submitted to HUD are based on federal guidance and requirements; and

WHEREAS, these changes to the Amended Annual Action Plan, are necessary to meet the low-moderate income national objective; and

WHEREAS, in accordance with HUD’s Citizen Participation Plan regulations, the City is required to amend components of a Consolidated Plan/Annual Action Plan for a variety of reasons, including when changing the purpose, scope, location or beneficiaries of an activity previously described in the Annual Action Plan; and

WHEREAS, HCD has publicized in the Houston Chronicle its intent to amend 2023 Action Plan, including the removal of the Super Neighborhoods from the targeted area of service;

and

WHEREAS, the final public notice period for the substantial amendment expired on September 3, 2023, at this time no citizen's comments have been received, and any updates to HUD will follow, as necessary; and

WHEREAS, as stipulated by federal regulations, residents have 30 days to comment on the proposed Amended Annual Action Plan before it is approved by City Council, which 30-day review and comment period extended from August 3, 2023 to September 3, 2023; **NOW THEREFORE**,

* * * *

BE IT ORDAINED BY THE CITY COUNCIL OF THE CITY OF HOUSTON, TEXAS:

Section 1. That the City Council hereby approves and authorizes the City to submit the Amended Annual Action Plan to HUD, including removal of the Super Neighborhoods as stated within this ordinance.

Section 2. That the Mayor, or the Mayor's designee, is hereby authorized to execute the Amended Annual Action Plan, and all related documents on behalf of the City and to take all actions necessary to effectuate the City's intent and objectives in approving such Amended Annual Action Plan, and related documents, or other undertakings in the event of changed circumstances. The City Secretary (or in the absence of the City Secretary, any Assistant City Secretary) is hereby authorized to attest to all such signatures and to affix the seal of the City to all such instruments. The City Attorney is hereby authorized to take all action necessary to enforce legal obligations under said related contracts, agreements or other undertakings, without further authorization from City Council.

Section 3. That public notice of the Amended Annual Action Plan was published in the Houston Chronicle from August 3, 2023 to September 3, 2023. HCD did not receive any comments or views from citizens in writing, or orally at the public hearings, in response to the proposed Amended Annual Action Plan.

Section 4. That the City Council authorizes the Director of HCD or his or her designee or successor to make final adjustments to the Amended Annual Action Plan prior to its full execution, as may be required by HUD, without the necessity of returning to City Council for final approval.


Section 5. That there exists a public emergency requiring that this Ordinance be passed finally on the date of its introduction as requested in writing by the Mayor; therefore, this Ordinance shall be passed finally on such date and shall take effect immediately upon its passage and approval by the Mayor; however, in the event that the Mayor fails to sign this Ordinance within five days after its passage and adoption, it shall take effect in accordance with Article VI, Section 6, Houston City Charter.

PASSED AND ADOPTED this 20th day of September, 2023.

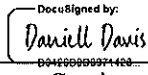
APPROVED this _____ day of _____, 2023.

Mayor of the City of Houston

Pursuant to Article VI, Section 6, Houston City Charter, the effective date of the foregoing Ordinance is SEP 26 2023



City Secretary

Prepared by Legal Dept. 
DD/vm/08/8/2023 Senior Assistant City Attorney
Requested by Keith W. Bynam, Director, Housing and Community Development
L.D. File No. 0000001854
Federal Government – Grant Funded (5000)

Meeting 9/20/2023

Aye	No	
✓		Mayor Turner
....	Council Members
✓		Peck
✓		Jackson
✓		Kamin
✓		Evans-Shabazz
✓		Martin
Absent - out of city on city business		Thomas
✓		Huffman
✓		Cisneros
✓		Gallegos
✓		Pollard
Absent - out of city on city business		Castex-Tatum
✓		Knox
✓		Robinson
✓		Kubosh
✓		Plummer
✓		Alcorn
Caption	Adopted	

Captions Published in DAILY COURT REVIEW
 Date: 9/26/2023

City of Houston, Texas, Ordinance No. 2024 - 85

AN ORDINANCE APPROVING AND AUTHORIZING THE SUBMISSION OF A SUBSTANTIAL AMENDMENT TO THE COMMUNITY DEVELOPMENT BLOCK GRANT FUNDS BUDGET IN THE 2023 ANNUAL ACTION PLAN, TRANSFERRING FUNDING FROM PUBLIC FACILITIES AND IMPROVEMENTS ACTIVITIES TO ECONOMIC DEVELOPMENT ACTIVITIES IN ORDER TO ASSIST WITH THE SECTION 108 LOAN OBLIGATIONS OF EAST END MAKER HUB; AND DECLARING AN EMERGENCY.

* * * *

WHEREAS, to address the City’s need to develop viable urban communities, the United States Department of Housing and Urban Development (“HUD”) awarded \$24,998,193.00 in Community Development Block Grant (“CDBG”) funds, \$11,966,052.00 in Home Investment Partnerships Grant (“HOME”) funds, \$13,293,296.00 in Housing Opportunities for person with Aids Grant (“HOPWA”) funds and \$2,129,884.00 in Emergency Solutions Grant (“ESG”) funds in 2023 to be administered through various programs; and

WHEREAS, on April 19, 2023, pursuant to Ordinance No. 2023-259 the City Council of the City of Houston (“City Council”) approved and authorized the submission of the 2023 Annual Action Plan (“Annual Action Plan”), including an application and budget for the CDBG, to HUD, and the acceptance of the funds, if awarded; and

WHEREAS, activities to be performed through the various CDBG programs included: (1) Program Administration, (2) Public Services, (3) ESG Match, (4) Public Facilities and Improvements, (5) Home Repair, (6) Homeownership Assistance, (7) Lead-Based Paint, (8) Economic Development and (9) Code Enforcement; and

WHEREAS, the City’s Housing and Community Development (“HCD”) Department now requests approval of a substantial amendment to the Annual Action Plan, transferring a total of \$3,372,745.00 in CDBG funds from Public Facilities and Improvements Activity to Economic Development Activity in the 2023 Annual Action Plan; and

WHEREAS, the format and information set forth in the City’s Amended 2023 Annual Action Plan (the “Amended Annual Action Plan”) to be submitted to HUD are based on federal guidance and requirements; and

WHEREAS, these changes to the Amended Annual Action Plan, are necessary to meet the low-moderate income national objective; and

WHEREAS, in accordance with HUD’s Citizen Participation Plan regulations, the City is required to amend components of a Consolidated Plan/Annual Action Plan for a variety of reasons, including when changing the purpose, scope, location or beneficiaries of an activity previously described in the Annual Action Plan; and

WHEREAS, HCD has publicized in the Houston Chronicle its intent to amend 2023 Action Plan, to transfer funds from Public Facilities and Improvements activities to Economic

Development activities to assist with the Section 108 Loan obligations of East End Maker Hub; and

WHEREAS, the final public notice period for the substantial amendment expired on February 13, 2024, and at this time no citizen's comments have been received, and any updates to HUD will follow, as necessary; and

WHEREAS, as stipulated by federal regulations, residents have 30 days to comment on the proposed Amended Annual Action Plan before it is approved by City Council, which 30-day review and comment period extended from January 14, 2024, to February 13, 2024; **NOW THEREFORE**,

* * * *

BE IT ORDAINED BY THE CITY COUNCIL OF THE CITY OF HOUSTON, TEXAS:

Section 1. That the City Council hereby approves and authorizes the City to submit the Amended Annual Action Plan to HUD, to assist with the East End Maker Hub Section 108 loan obligations, as stated within this ordinance.

Section 2. That the Mayor, or the Mayor's designee, is hereby authorized to execute the Amended Annual Action Plan, and all related documents on behalf of the City and to take all actions necessary to effectuate the City's intent and objectives in approving such Amended Annual Action Plan, and related documents, or other undertakings in the event of changed circumstances. The City Secretary (or in the absence of the City Secretary, any Assistant City Secretary) is hereby authorized to attest to all such signatures and to affix the seal of the City to all such instruments. The City Attorney is hereby authorized to take all action necessary to enforce legal obligations under said related contracts, agreements or other undertakings, without further authorization from City Council.

Section 3. That public notice of the Amended Annual Action Plan was published in the Houston Chronicle from January 14, 2024, to February 13, 2024. HCD did not receive any comments or views from citizens in writing, or orally at the public hearings, in response to the proposed Amended Annual Action Plan.

Section 4. That the City Council authorizes the Director of HCD or his or her designee or successor to make final adjustments to the Amended Annual Action Plan prior to its full execution, as may be required by HUD, without the necessity of returning to City Council for final approval.

Section 5. That there exists a public emergency requiring that this Ordinance be passed finally on the date of its introduction as requested in writing by the Mayor; therefore, this Ordinance shall be passed finally on such date and shall take effect immediately upon its passage and approval by the Mayor; however, in the event that the Mayor fails to sign this Ordinance within

five days after its passage and adoption, it shall take effect in accordance with Article VI, Section 6, Houston City Charter.

PASSED AND ADOPTED this 21st day of February, 2024.

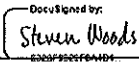
APPROVED this 21st day of February, 2024.



Mayor of the City of Houston

Pursuant to Article VI, Section 6, Houston City Charter, the effective date of the foregoing Ordinance is _____.

City Secretary


Prepared by Legal Dept. 
SW/vm/1/18/24 Senior Assistant City Attorney
Requested by Keith W. Bynam, Director, Housing and Community Development
L.D. File No. 0000002414
Federal Government – Grant Funded (5000)

Meeting 2/21/2024

Aye	No	
✓		Mayor Whitmire
....	Council Members
✓		Peck
Absent		Jackson
✓		Kamin
✓		Evans-Shabazz
✓		Flickinger
✓		Thomas
✓		Huffman
✓		Castillo
✓		Martinez
✓		Pollard
Absent on personal business		Castex-Tatum
✓		Ramirez
✓		Davis
✓		Carter
✓		Plummer
✓		Alcorn
Caption	Adopted	

Captions Published in DAILY COURT REVIEW

Date: 2/27/2024



CITY OF HOUSTON
HOUSING AND
COMMUNITY
DEVELOPMENT

CITY OF HOUSTON
HOUSING AND COMMUNITY DEVELOPMENT DEPARTMENT

2100 Travis Street | 9th Floor Houston TX 77002 | 832.394.6200
houstontx.gov/housing