

DRAFT 2018 CONSOLIDATED ANNUAL

PERFORMANCE AND EVALUATION REPORT (CAPER)



CITY OF HOUSTON
SYLVESTER TURNER, MAYOR

HOUSING AND COMMUNITY DEVELOPMENT DEPARTMENT
TOM MCCASLAND, DIRECTOR

SEPTEMBER 2019

MAYOR

Sylvester Turner

CITY OF HOUSTON

CITY COUNCIL

Brenda Stardig	District A
Jerry Davis	District B
Ellen Cohen	District C
Dwight A. Boykins	District D
Dave Martin	District E
Steve Le	District F
Greg Travis	District G
Karla Cisneros	District H
Robert Gallegos	District I
Michael H. Laster	District J
Martha Castex-Tatum	District K
Mike Knox	At Large Position Number 1
David W. Robinson	At Large Position Number 2
Michael Kubosh	At Large Position Number 3
Amanda K. Edwards	At Large Position Number 4
Jack Christie	At Large Position Number 5

CONTROLLER

Chris B. Brown

Table of Contents

Highlights/Accomplishments	1
CR-05 Goals and Outcomes - 24 CFR 91.520(a)	1
Performance Information	6
CR-10 Racial and Ethnic composition of person/households/families assisted	6
CR-15 Resources and Investments 91.520(a)	7
CR-20 Affordable Housing 91.520(b)	11
CR-25 Homeless and Other Special Needs 91.220(d,e); 91.320(d,e); 91.520(c)	14
CR-30 Public Housing 91.220(h); 91.320(j)	17
CR-35 Other Actions – 91.220(j)-(k)	20
CR-40 Monitoring 91.220(d,e); 91.520(c).....	30
Program Specific Requirements	32
CR-45 CDBG 91.520(c)	32
CR-50 HOME 91.520(d).....	34
CR-55 HOPWA 91.520(e).....	36
CR-60 Subrecipient Information.....	39
CR-65 ESG Persons Assisted 91.520(g)	41
CR-70 ESG Assistance Provided.....	42
CR-75 ESG Expenditures	43
Appendix	45
Appendix # 1: Tables	45
Appendix # 2: Maps	114
Appendix # 3: Public Comments.....	129

List of Tables

Table 1 – Accomplishments – Program Year & Strategic Plan to Date.....	3
Table 2 – Table of assistance to racial and ethnic populations by source of funds.....	6
Table 3 – Resources Made Available	7
Table 4 – Identify the geographic distribution and location of investments	8
Table 5 – Fiscal Year Summary - HOME Match Report	9
Table 6 – Match Contribution for the Federal Fiscal Year.....	9
Table 7 – Program Income.....	10
Table 8 – Minority Business and Women Business Enterprises	10
Table 9 – Minority Owners of Rental Property	10
Table 10 – Relocation and Real Property Acquisition	10
Table 11 – Number of Households Assisted.....	11
Table 12 – Number of Households Supported.....	11
Table 13 – Number of Persons Served.....	12
Table 14 – HOPWA Number of Households Served.....	36
Table 15 – Q6. Household Information for Homeless Prevention Activities	41
Table 16 – Shelter Utilizations	42
Table 17 – 11a. ESG Expenditures for Homeless Prevention	43
Table 18 – 11b. ESG Expenditures for Rapid Re-Housing	43
Table 19 – 11c. ESG Expenditures for Emergency Shelter	43
Table 20 – 11d. Other Grant Expenditures	44
Table 21 – 11e. Total Amount of Expended on ESG Activities	44
Table 22 – 11f. Match Source	44
Table 23 – 11g. Total	44

Highlights/Accomplishments

CR-05 Goals and Outcomes - 24 CFR 91.520(a)

Progress the jurisdiction has made in carrying out its strategic plan and its action plan. 91.520(a).

Overview

On behalf of the City of Houston (City), the Housing and Community Development Department (HCDD) has prepared the Consolidated Annual Performance and Evaluation Report (CAPER), an evaluation of the progress made in carrying out the community development programs and activities identified in the 2018 Annual Action Plan. This annual report also assesses HCDD's success in addressing its 5-year priorities and objectives contained in the 2015-2019 Consolidated Plan (Plan).

This report details HCDD's progress in meeting the goals established in the Annual Action Plan for program year 2018 (PY 2018), which covers July 1, 2018 – June 30, 2019, by comparing the accomplishments with the proposed goals. The CAPER contains details on activities funded by the U.S. Department of Housing and Urban Development (HUD), including the Community Development Block Grant (CDBG), the HOME Investment Partnerships (HOME) Program, the Emergency Solutions Grant (ESG), and the Housing Opportunities for Persons with AIDS (HOPWA) Program. This CAPER also reviews other programs, special grants, and a range of locally funded programs carried out by HCDD.

In addition to providing housing outcome data, the CAPER also provides data and information related to the status of other priority programs covering supportive services (public services), infrastructure/public facilities, homelessness, and economic development and small business assistance. Tables throughout this report provide data on units completed, number and type of individuals assisted, dollar amounts expended, source(s) of funds used to finance individual projects, and other relevant product and process data.

Highlights

Build It Forward

After the City of Houston's Local Action Plan was incorporated into the State of Texas Action Plan for Disaster Recovery, HCDD executed a contract for \$1.2 billion with the Texas General Land Office (GLO) to develop and implement housing programs that directly benefit Houston residents and address impacts of Hurricane Harvey. The State's Action Plan for Disaster Recovery was also amended during the year to include additional funding for Houston, resulting in a total award of \$1.3 billion. HCDD also completed the Local Housing Needs Assessment, which was submitted to and approved by GLO. The Needs Assessment used a new methodology for calculating unmet need from a major disaster by capturing the full impact on residential structures and Houston's socially vulnerable communities.

In January 2019, the City of Houston kicked off the Build It Forward program by opening the Hurricane Harvey Survey, which is the first step towards securing recovery assistance. The City of Houston opened four Housing Resource Centers and aggressively advertised the survey in a variety of ways to reach low- and moderate-income and vulnerable households. Advertising included attending 168 community outreach events and canvassing 178,150 homes in socially vulnerable neighborhoods. This resulted in over 17,000 survey respondents, of which 70% were potentially eligible for the Homeowner Assistance Program (HoAP). Since January, staff worked with homeowner residents to assist them with home repair, including reimbursement, through HoAP. Guidelines for other Build It Forward programs were developed and published for public comment.

Multifamily Housing Program

In February 2019, HCDD published a Notice of Funding Availability seeking proposals for rehabilitation, reconstruction, new construction, and acquisition of affordable multifamily housing developments. A total of 56

proposals were reviewed for funding, and awards were announced in June, July and August. The majority of the funding for this NOFA came from the Build It Forward Program, and additional rounds of funding are expected in 2020 and 2021.

Other Disaster Recovery Efforts

In PY 2018, a public hearing was held to gather input from residents about community needs and use of more than \$23 million of CDBG-DR funds for housing buyout to address impacts of the 2016 floods. The City submitted the Housing Project Application to the GLO and executed a contract with the GLO for these funds in early 2019.

As a direct recipient of CDBG-DR funds from HUD, HCDD continues home repair, housing buyout, and infrastructure improvement activities to address the 2015 flood events.

We Are ALL Protected Fair Housing Campaign

Continuing with efforts to increase awareness about fair housing and housing discrimination, HCDD commenced the "We Are ALL Protected" fair housing campaign in PY 2018. The campaign concentrates on educating residents about their fair housing rights and discriminatory housing practices. HCDD partnered with the *Houston Chronicle* and advertised the campaign in print in the *Houston Chronicle* and *La Voz*, on *chron.com*, and on the *Houston Chronicle's* social media outlets. This campaign reached more than a half million people in the Houston area.

Department Offices Moved

In January 2019, the Housing and Community Development Department's offices relocated to 2100 Travis in midtown. The new location has greater access to METRO bus routes and the METRORail. With an open workspace, the new office space allows for greater collaboration between staff. HCDD held an open house in May 2019 with tours and Department information to introduce the new space to stakeholders and partners.

Table 1 – Accomplishments – Program Year & Strategic Plan to Date

Goal	Category	Source / Amount	Indicator	Unit of Measure	Expected – Strategic Plan	Actual – Strategic Plan	Percent Complete	Expected – Program Year	Actual – Program Year	Percent Complete
Preserve and Expand Supply of Affordable Housing	Affordable Housing	CDBG: \$10,227,381/ HOME: \$8,914,992	Rental Units Constructed	Household Housing Unit	404	417	103.22%	124	231	186.29%
			Rental Units Rehabilitated	Household Housing Unit	390	543	139.23%	420	38	8.88%
			Homeowner Housing Rehabilitated	Household Housing Unit	250	83	33.20%	150	32	21.3%
			Other (Lead-Based Paint)	Other	488	290	59.43%	95	43	45.26%
Expand Homeownership Opportunities	Affordable Housing	CDBG: \$1,542,400	Direct Financial Assistance to Homebuyers	Households Assisted	500	199	39.80%	50	106	212.00%
Provide Assistance to Persons Affected by HIV/AIDS	Affordable Housing (Non-Homeless Special Needs)	HOPWA: \$9,738,444	Tenant-Based Rental Assistance / Rapid Re-housing	Households Assisted	2,325	1,189	51.14%	475	1,096	130.01%
			HIV/AIDS Housing Operations	Household Housing Unit	1,500	850	56.67%	300	273	91.00%
			Other (Supportive Services)	Other	9,150	12,624	137.97%	4,000	2,540	63.500%
Reduce Homelessness	Homeless	ESG: \$1,968,996/ CDBG: \$500,000	Tenant-Based Rental Assistance / Rapid Re-housing	Households Assisted	350	1,704	486.86%	100	635	635.00%
			Homelessness Prevention	Persons Assisted	950	3,157	332.32%	225	787	349.78%
			Public Service Activities Other Than Low/Moderate Income Housing Benefit	Persons Assisted	115,500	163,656	141.69%	27,225	1,732	6.26%
Enhance Quality of Life through the Provision of Public Services	Non-Housing Community Development	CDBG: \$4,042,042	Public Service Activities Other Than Low/Moderate Income Housing Benefit	Persons Assisted	103,000	98,508	95.64%	18,428	25,476	138.27%
Revitalize Communities	Non-Housing Community Development	CDBG: \$3,265,430	Public Facility or Infrastructure Activities	Other	30	26	86.67%	6	5	83.33%
			Housing Code Enforcement / Foreclosed Property Care	Household Housing Unit	161,250	154,550	95.84%	32,000	46,265	144.58%
Foster Community Economic Development	Non-Housing Community Development	CDBG: \$205,000	Jobs Created / Retained	Jobs	50	90	180.00%	5	240	240.00%
			Businesses Assisted	Businesses Assisted	3	0	0.00%	1	0	0.00%
Promote Fair Housing	Non-Housing Community Development	CDBG: \$150,000	Other	Other	500,000	1,897,875	379.58%	50,000	554,587	1,109.17%

Comparison of the proposed versus actual outcomes for each outcome measure submitted with the consolidated plan and explain, if applicable, why progress was not made toward meeting goals and objectives. 91.520(g).

Progress towards program year and strategic plan goals

As detailed in Table 1, almost all programs and activities made progress towards both the strategic 5-year and annual goals. Of the 8 goals half met or exceeded the stated goal. Many annual goal indicators were surpassed by significant amounts, including for the goals of Expand Homeownership Opportunity, Reducing Homelessness, Revitalizing Communities, Fostering Community Economic Development and Promoting Fair Housing.

Preserve and Expand the Supply of Affordable Housing

Preserving and expanding the supply of affordable housing is based on the rehabilitation of single family and multifamily homes, construction of multifamily homes and remediating homes with lead hazards.

For the Multifamily Housing Program, one rehabilitation of a multifamily rental development (Woodland Christian Towers) and three new multifamily rental developments (Watercrest at Kingwood, NHH Harrisburg, and Independence Heights) were completed during the program year. Two additional multifamily developments were expected to be completed in PY 2018 but will now be completed in PY 2019. Therefore, the rehabilitation goal was not met in PY 2018. While HCDD implements effective underwriting, in certain rehabilitation projects of old buildings unknown factors emerge that delay project completion. HCDD staff has begun to implement a revised underwriting process designed to identify and mitigate the risks involved in rehabilitation of older buildings. The NOFA issued during PY 2018 also includes additional prioritization criteria for developers with more experience in rehabilitation work.

Although the Home Repair Program fell short of its annual goal and only completed 35 rehabilitations and reconstructions, there were great strides made during the year. Staff worked to align home repair activities from several different funding sources, including disaster recovery, CDBG and Tax Increment Reinvestment Zone (TIRZ). The Home Repair Program has increased its staff capacity, which has helped to create a steady pipeline for construction. The Home Repair Program is expected to achieve the proposed goals in PY 2019.

The goal indicator of remediating homes with lead hazards met approximately 45% of its expected goal for PY 2018. The demonstration year was completed during PY 2018. With a new demonstration year, the program had to re-procure contracts and experienced delays during the procurement process. The program completed its procurement process is expected to achieve the stated goals in the next program year.

Expand Homeownership Opportunities

Continuing to build relationships in the community and advertise aggressively, the Homebuyer Assistance Program exceeded its annual goal and assisted 106 low- and moderate-income households with financial assistance to purchase a home.

Provide Assistance to Persons Affected by HIV/AIDS

Overall, the HOPWA programs performed well during PY 2018. The HOPWA TBRA program exceeded its goal by 30%, and the Housing Operations and Support Services indicators were short by 9% and 27%, respectively. Because of changes in staff and procedures, the HOPWA program experienced challenges in accomplishing all of its goals. However, these programs expect to meet all proposed goals in the following program year.

Reducing Homelessness

The indicators of Rapid Re-housing and Homeless Prevention under the Reducing Homelessness goal were exceeded by a significant number as the programs, which were redesigned in PY 2015 to create efficiencies in budget management and financial processes of subrecipient and lead agencies, have grown and served a larger

number of persons. Within the homelessness reduction goal, HCDD performed well with both the Tennant-Based Rental Assistance/Rapid Re-housing and the Homelessness Prevention indicators, surpassing its goals by 535 and 612, respectively.

Enhance Quality of Life Through the Provision of Public Services

For the goal to Enhance Quality of Life Through the Provision of Public Services surpassed its projected number by 38%. Several programs like the Child Care Council, Buckner Children and Family Services Program, Mobile Laboratory Program, and the employment training programs exceeded their goals by 30% or more while programs like the Community-based Mental Health Program, Chronic Disease Prevention Program, and the Village Learning Centers superseded their goals by 75% or more.

Revitalize Communities and Foster Community Economic Revitalization

The Public Facility or Infrastructure Activities indicator fell short of its goal by 1 project at the close of the PY 2018; however, the outstanding project was closed shortly after the following program year ended. HCDD continues to fund Department of Neighborhoods to carry out code enforcement activities, which exceeded its annual goal. HCDD continues to work with businesses and other entities to promote economic revitalization. The Furniture Bank continues to create and retain jobs.

Promote Fair Housing

The fair housing campaign at HCDD has achieved recognition at the local and national level, and the expected goal for PY 2018 has been surpassed, by over 1000%. This year's focus of promoting fair housing shifted to advertising through the *Houston Chronicle*, building fair housing ambassadors, and creating space for fair housing advocacy through one-on-one discussions, trainings and workshops with HCDD partners, stakeholders, and residents. The activities included affordable and fair housing information provided at public meetings and events through presentations and disseminating educational materials. HCDD continues to actively promote fair housing through diverse means.

Assess how the jurisdiction's use of funds, particularly CDBG, addresses the priorities and specific objectives identified in the plan, giving special attention to the highest priority activities identified.

All four high priority funding categories (shown below) received entitlement funding during PY2018.

- Affordable Housing
- Supportive Services
- Public Improvements and Infrastructure
- Economic Development

The jurisdiction's use of funds is detailed in the following tables in the Appendix.

- PR26 – CDBG Financial Summary Report
- CDBG Program Spending Summary
- HOME Program Spending Summary
- ESG/HESG Program Spending Summary
- HOPWA Program Spending Summary
- Multifamily and Homeless Housing Project Status Report
- Public Facilities – Completed Projects
- Program Income Uses and Beneficiary Information Summary
- Program Income Uses and Beneficiary Information Detail

Performance Information

CR-10 Racial and Ethnic composition of person/households/families assisted

Describe the families assisted (including the racial and ethnic status of families assisted).
91.520(a)

Table 2 – Table of assistance to racial and ethnic populations by source of funds

Race	CDBG (Households)	HOME (Persons)	ESG (Recipients)	HOPWA (Individuals)	Total
White	26,955	74	566	TBA	27,595
Black or African American	31,141	115	1699	TBA	32,955
Asian	1,517	1	24	TBA	1,542
American Indian/Alaskan Native	245	-	18	TBA	263
Native Hawaiian/Other Pacific Islander	124	-	10	TBA	134
American Indian/Alaskan Native & White	85	-	-	TBA	85
Asian & White	59	-	-	TBA	59
Black or African American & White	259	-	-	TBA	259
American Indian/Alaskan Native & Black or African American	79	-	-	TBA	79
Other Multi-Racial	3,233	-	126	TBA	3,359
Total	63,697	190	2,443	TBA	66,330
Hispanic	18,662	19	481	TBA	19,162
Non-Hispanic	45,038	171	1,962	TBA	47,171
Total	63,697	190	2,443	TBA	66,330

Narrative

In line with HCDD's commitment to serving minority populations, close to 60% of the households served through CDBG funding in PY 2018 were of a minority race. Over 75% of persons served with ESG funding, which assists in reducing homelessness through rapid re-housing and public service activities, identified as a minority race. In total, activities funded with entitlement grants served 59% individuals identifying as minority races and 29% identifying as Hispanic.

CR-15 Resources and Investments 91.520(a)

Identify the resources made available

Table 3 – Resources Made Available

Sources of Funds	Source (federal, state, local)	Expected Amount Available	Actual Amount Expended PY 2018
CDBG	Federal	49,771,879	33,202,097
CDBG Program Income	Federal	231,026	231,026
CDBG-DR 2015	Federal	84,127,639	2,770,666
CDBG-DR 2016	Federal	23,486,698	3,844
CDBG-Disaster Recovery	Federal Pass Through	1,175,954,338	6,162,139
Harvey-FEMA	Federal Pass Through	14,116,535	14,110,858
Section 108	Federal	-	3,223,913
Section 108 Program Income	Federal	7,200,278	248,155
EDI	Federal	-	254,127
ESG	Federal	5,289,489	1,859,741
HOME	Federal	23,524,275	11,571,204
HOME Program Income	Federal	297,830	212,508
HOPWA	Federal	24,909,097	14,534,169
CDBG-DR Round 2 MF	Federal Pass Through	43,324,080	11,923,183
CDBG-DR Round 2 SF	Federal Pass Through	5,898,032	7,560
CDBG-DR Round 2 Infrastructure	Federal Pass Through	16,070,065	3,903,533
HHSP	State	2,170,359	1,031,427
General Fund	Local	594,072	597,652
Local Bonds	Local	6,738,974	-
Local TIRZ Bonds	Local	1,547,383	-
Special Revenue Fund	Local	684,315	48,968
TIRZ Affordable Housing	Local	103,816,677	20,663,694
	Total	1,590,335,403	126,575,701

*Expected amounts available for the above funding sources include anticipated unspent prior year funding (balances on hand as of July 1, 2018), along with known or anticipated amounts to be received during PY 2018.

NarrativeProgram Income Goal vs. Actual Reconciliation

For PY 2018, an estimated \$94,943 was anticipated to be received as HOME Program Income. The total amount receipted was \$297,829.76. The difference in estimated HOME program income and program income receipted is due to unanticipated homebuyer repayments.

The CDBG program income anticipated during PY 2018 was \$156,500, as identified in the 2018 Annual Action Plan, which is close to the actual amount of \$7,431,303.61 receipted during the program year. The difference in estimated and receipted CDBG program income is due to loan repayments from developers of multifamily homes that were slightly underestimated in the Annual Action Plan.

Identify the geographic distribution and location of investments

Table 4 – Identify the geographic distribution and location of investments

Target Area	Planned Percentage of Allocation	Actual Percentage of Allocation	Narrative Description
Areas for Community Reinvestment	-	-	n/a
Complete Communities	-	-	n/a
Citywide	-	-	n/a

Narrative

In PY 2012, HCDD submitted a substantial amendment that identified Areas for Community Reinvestment used in the Code Enforcement activity. In PY 2016, HCDD added the five Complete Communities as target areas for entitlement funds. There was not a specific percentage of funding, by target area, identified in the PY 2018 Annual Action Plan. Thus, the Geographic Distribution and Location of Investments Table has not been populated.

We have developed maps that illustrate the geographic location of PY2018 program/activity investments for the programs/activities listed below. These maps are in the Appendix.

- Emergency Solutions Grant
- Housing Opportunities for Persons With AIDS
- Direct Financial Assistance to Homebuyers
- Multifamily Housing Development Projects
- Public Facilities and Improvements Projects
- Child Care Council Administered Public Service Agencies
- Direct Funded Public Service Activities
- Juvenile Delinquency Prevention Program
- Mayor’s Afterschool Achievement Program
- Youth Enrichment Program
- Lead Hazard Reduction Demonstration Program
- Code Enforcement Site Visits by Census Tract
- Code Enforcement Citations Issued by Census Tract

Explain how federal funds leveraged additional resources (private, state and local funds), including a description of how matching requirements were satisfied, as well as how any publicly owned land or property located within the jurisdiction that were used to address the needs identified in the plan.

Leveraging

HCDD follows a policy of using its limited federal resources to leverage other funding for public improvements and infrastructure, new construction and major rehabilitation projects through private, state, or local funding.

- Direct financial assistance to homebuyers leveraged CDBG funding with private funding, including equity from homebuyer and private mortgage loans.
- Multifamily activities leveraged entitlement grant funds as gap funding for projects with various funding sources such as local tax incentives, including the Tax Abatement Ordinance, TIRZ affordable housing set-aside funds, Homeless and Housing Bond funds, federal and state tax incentives, and state funded bond programs. Private sources were also leveraged to increase the supply of affordable rental housing. In total, for completed and ongoing projects in PY2018, HCDD utilized an investment of \$38,469,109 in entitlement funds to leverage \$ 454,290,647 in additional funding. HCDD also had \$57,700,000 in new and ongoing projects funded with local sources that leveraged \$134,620,830 in additional funding.

- Public services and services for homeless and other special needs populations required some form of cash and/or in-kind matching contributions.

More information on how HCDD leveraged additional resources can be found in the CR-35 actions taken to address obstacles to meeting underserved needs response.

Satisfaction of HOME Match Requirements

HUD has determined that the City of Houston is fiscally distressed, and the match amount has been lowered from the required 25% to 12.5% of the HOME funds drawn. After match reporting for HUD FY2017 (10/1/16 - 9/30/17), HCDD had an excess match amount of \$17,647,817.07. HUD allows the excess match funds to be carried forward to be applied to future fiscal years' match liability. Per the 8/23/2019 IDIS Report PR33, HCDD had a match liability of \$0.00 for HUD FY2018 (10/1/17 - 9/30/18). The excess amount of \$18,638,837.14 remaining after PY 2017, combined with the \$0.00 in match contributions HCDD documented during HUD FY2018, leaves HCDD with an excess match amount of \$18,638,837.14 after applying the HUD FY2018 match liability. The value of bonds in excess of the established 25% limit may be banked as match credit, to offset future liabilities. As a result, an additional \$6,863,152.16 in bond fund match credit may be applied toward future year's HOME match requirement, for an excess match total of \$25,501,989.30 for this reporting period.

Because the PY 2017 PR33 Report did not reflect the 100% match reduction by the close of the program year, as granted by the FY2018 HOME Match Reductions list. Therefore, the 100% match reduction was, consequently, unreported. To accommodate for the unreported match reduction, all PY 2018 HOME dollars and will be allocated to future match dollar purposes.

Satisfaction of ESG Match Requirements

HCDD allocated \$500,000 in CDBG funds to meet the ESG match requirement as part of the Child Care Council and Coalition for the Homeless ESG administrative services contract. CDBG funds in the amount of \$500,000 were used to help subcontracted agencies meet their ESG match requirement. The ESG subcontracted agencies were required to provide \$1,007,081 in cash and/or in-kind contributions for ESG match. In-kind contributions were detailed in each subcontractor's budget. The in-kind contributions included, but were not limited to: staff salaries, professional fees, contract services, food, childcare, rent, direct assistance to clients, space, and utilities.

Publicly Owned Land or Property

No publicly owned land or property located within the jurisdiction was used to address the needs identified in the plan.

Table 5 – Fiscal Year Summary - HOME Match Report

<i>Fiscal Year Summary – HOME Match</i>	
1. Excess match from prior Federal fiscal year	\$18,638,837.14
2. Match contributed during current Federal fiscal year	\$0.00
3. Total match available for current Federal fiscal year (Line 1 plus Line 2)	\$18,638,837.14
4. Match liability for current Federal fiscal year	\$0.00
5. Excess match carried over to next Federal fiscal year (Line 3 minus Line 4)	\$18,638,837.14

Table 6 – Match Contribution for the Federal Fiscal Year

<i>Match Contribution for the Federal Fiscal Year</i>								
Project No. or Other ID	Date of Contribution	Cash (non-Federal sources)	Foregone Taxes, Fees, Charges	Appraised Land/Real Property	Required Infrastructure	Site Preparation, Construction Materials, Donated labor	Bond Financing	Total Match
11965	11/7/206	\$0.00	0	0	0	0	0	\$0.00
16-1	8/9/2014	\$0.00	0	0	0	0	\$0.00	\$0.00
11776	8/20/2015	\$0.00	0	0	0	0	\$0.00	\$0.00
1178	8/24/2015						\$0.00	\$0.00

Table 7 – Program Income

<i>Program Income – Enter the program amounts for the reporting period</i>				
Balance on hand at beginning of reporting period \$	Amount received during reporting period \$	Total amount expended during reporting period \$	Amount expended for TBRA \$	Balance on hand at end of reporting period \$
\$ 0.00	\$ 297,829.76	\$ 212,508.22	\$ 0.00	\$ 85,321.54

Table 8 – Minority Business and Women Business Enterprises

<i>Minority Business Enterprises and Women Business Enterprises – Indicate the number and dollar value of contracts for HOME projects completed during the reporting period</i>						
	Total	Minority Business Enterprises				White Non-Hispanic
		Alaskan Native or American Indian	Asian or Pacific Islander	Black Non-Hispanic	Hispanic	
Contracts						
Number	0	0	0	0	0	0
Dollar Amount	\$0	0	0	0	0	\$0
Sub-Contracts						
Number	0	0	0	0	0	0
Dollar Amount	\$0	\$0	0	0	\$0	\$0
	Total	Women Business Enterprises	Male			
Contracts						
Number	0	0	0			
Dollar Amount	\$0	0	\$0			
Sub-Contracts						
Number	0	0	0			
Dollar Amount	\$0	\$0	\$0			

Table 9 – Minority Owners of Rental Property

<i>Minority Owners of Rental Property – Indicate the number of HOME assisted rental property owners and the total amount of HOME funds in these rental properties assisted</i>						
	Total	Minority Property Owners				White Non-Hispanic
		Alaskan Native or American Indian	Asian or Pacific Islander	Black Non-Hispanic	Hispanic	
Number	0	0	0	0	0	0
Dollar Amount	0	0	0	0	0	0

Table 10 – Relocation and Real Property Acquisition

<i>Relocation and Real Property Acquisition – Indicate the number of persons displaced, the cost of relocation payments, the number of parcels acquired, and the cost of acquisition</i>		
	Number	Amount
Parcels Acquired	2	\$ 4,795,000
Businesses Displaced	0	0
Nonprofit Organizations Displaced	0	0
Households Temporarily Relocated, not Displaced	0	0

CR-20 Affordable Housing 91.520(b)

Evaluation of the jurisdictions progress in providing affordable housing, including the number and types of families served, the number of extremely low-income, low-income, moderate-income, and middle-income persons served.

Table 11 – Number of Households Assisted

	<i>One-Year Goal</i>	<i>Actual</i>
Number of Homeless households to be provided affordable housing units	100	635
Number of Non-Homeless households to be provided affordable housing units	835	344
Number of Special-Needs households to be provided affordable housing units	1,360	1,428
Total	2,295	2,407

Table 12 – Number of Households Supported

	<i>One-Year Goal</i>	<i>Actual</i>
Number of households supported through rental assistance	1,375	1,997
Number of households supported through the production of new units	300	231
Number of households supported through rehab of existing units	570	73
Number of households supported through acquisition of existing units	50	106
Total	2,295	2,407

Discuss the difference between goals and outcomes and problems encountered in meeting these goals.

Preserve and Expand the Supply of Affordable Housing

Rental Housing

In PY 2018, 269 CDBG and HOME funded City of Houston income-restricted affordable rental homes were constructed or rehabilitated. This includes 17 Section 504 accessible units. As explained in CR-05 Progress Made Towards Action Plan Goals section, the goal for rental homes rehabilitated was not met because of unexpected delays completing the developments. The Multifamily and Commercial Division has undertaken a more comprehensive vetting of contractors and developers to help improve non-compliance issues and designed a new underwriting process to improve the assessment of risks associated with the repair of multifamily homes. Nevertheless, most rental housing developments, whether rehabilitation or construction developments, were in progress and/or near completion by the close of PY 2018, and at least 12 developments were awarded Housing Tax Credits from TDHCA which offsets federal tax liability when affordable rental housing is built or rehabilitated.

Home Repair

The one-year goal for the number of households supported though rehab of existing homes fell short of its stated target for several reasons. Redevelopment of the Home Repair Program and construction delays impeded the programs process. As the new Home Repair Program was implemented, the contractor procurement process was improved by changing the qualification guidelines and expediting the contractor selection process. Program guidelines and parameters also changed. The cap on the estimated cost of repairs was increased from \$65,000 to \$80,000, and the 50% appraisal of repairs was eliminated from the application requisites to qualify for home repairs. The division continued to increase in capacity and hire more inspectors and in-take personnel. Although 32 of the home repairs were completed during PY18, the remaining 115 homes were in progress and/or near completion by the close of PY18. The Home Repair Program is expected to achieve the annual goals for PY 2019.

Lead-Based Paint

In PY 2018, 43 homes were made lead-free reducing the residents' exposure to lead-based paint. This falls short of the expected goal for the program year because of the close of the demonstration year and transition into a new demonstration year which requires new procurement agreements. HCDD is looking into revising the goal for the next Action Plan to better reflect the scope of the program. In PY 2018, the program has resolved compliance issues and income eligibility requirements and is expected to achieve its goals for the next program year.

Discuss how these outcomes will impact future annual action plans.

Preserve and Expand the Supply of Affordable Housing

Rental Housing

HCDD may include updates on revised underwriting procedures and procurement process for developers in the next Action Plan. Furthermore, given the changes to the Qualified Application Plan (QAP) for the State of Texas tax credit program, which encourages development in High Opportunity Areas (outside the City limits), HCDD will likely forecast fewer HOME income-restricted units in the future. By working closely with developers and publicizing HCDD priorities, there has been success in PY 2018 for developers receiving tax credits in Houston, with 6 out of the 9 developments in the region awarded 9% tax credits located in Houston. In 2015, none of the developments awarded 9% tax credits were located in Houston. HCDD continues its efforts to identify additional funding sources to provide both new and high-quality rehabilitated units and will continue supporting developments through resolutions of support. In addition, HCDD will continue its proactive approach to contact appropriate developers who own developments that are nearing the end of the affordability period on their income-restricted units to offer various possibilities to increase or renew the properties' affordability period. These efforts may be shown in future Annual Action Plans.

Home Repair

The Home Repair Program projects that it will meet its goals for PY 2019. However, future Annual Action Plans will provide updates on the implementation of the new program guidelines and funding sources, as well as implementation timelines for home repair activities.

Lead-Based Paint

Future Annual Action Plans will incorporate the lower anticipated activity level as a result of identified changes to the income verification process and associated income definition used by the program.

Include the number of extremely low-income, low-income, and moderate-income persons served by each activity where information on income by family size is required to determine the eligibility of the activity.

Table 13 – Number of Persons Served

Number of Persons Served	CDBG Actual	HOME Actual
Extremely Low-income (0-30% of AMI)	326	83
Low-income (31-60% of AMI)	55	95
Moderate-income (61-80% of AMI)	102	12
Total	481	190

Narrative

HCDD strives to maximize all available funding for the benefit of low- and moderate-income households and has worked to increase the supply of, and access to, affordable housing. The information contained in Table 13

comes from the IDIS PR23 report under Housing. In addition to the number of persons served as shown in this table, one CDBG and HOME funded project completion in PY 2018 resulted in 231 new income-restricted rental homes being added to the available pool of affordable rental housing. Additional information on the number of persons provided housing related assistance through CDBG funded public service activities can be found in the accomplishment table in CR-05.

CR-25 Homeless and Other Special Needs 91.220(d,e); 91.320(d,e); 91.520(c)

Evaluate the jurisdictions progress in meeting its specific objectives for reducing and ending homelessness for the following:

Reaching out to homeless persons (especially unsheltered persons) and assessing their individual needs

HCDD provides ESG and CDBG funding, as well as state and local funding, to social service organizations that assess and address the needs of homeless persons and support subrecipient organizations to create a more robust social service system. HCDD has worked closely with the Coalition for the Homeless of Houston/Harris County (Coalition) and with other members of the Houston/Harris County Continuum of Care (CoC) and aligned priorities and funding to address the needs of residents experiencing homelessness or at risk of becoming homeless.

The Coalition collaborated with service agencies and others in the public sector to analyze existing needs to identify and address funding gaps. The Homeless Point-In-Time (PIT) Count and the Community Needs Assessment, organized by the Coalition, annually assess the characteristics of the homeless population in and around Houston. This is important data used by the Coalition and its stakeholders to track the changing needs of the homeless. In PY 2018, HCDD continued to financially support the Coalition's preparation for the 2019 PIT Count. Additionally, the CoC hosted quarterly Consumer Input Forums to obtain input strategies and funding priorities for The Way Home from current and formerly homeless individuals and families. The Consumer Input Forum gathers currently and formerly homeless individuals and seeks suggestions to improve the homeless service delivery system in Houston and insight and firsthand knowledge from their experiences, which are used to make recommendations to the CoC Steering Committee.

In 2014, the CoC implemented a coordinated assessment system ensuring standardized assessment for any homeless individual at a variety of access points, which it continued to operate in PY 2018. This system functions to triage, assess, match and refer homeless individuals to the most appropriate permanent housing option across the continuum. This is now the primary referral method for most homeless beds, and, furthermore, functions as the sole referral source for Permanente Supportive Housing (PSH). This system expanded in 2016 and is optimizing access for both sheltered and unsheltered homeless individuals seeking support across the city. Outreach workers are trained as assessors and navigators ensuring unsheltered homeless individuals have full access to all housing opportunities and services. The coordinated assessment system now has the capability to refer families or individuals to rapid re-housing services.

Addressing the emergency shelter and transitional housing needs of homeless persons

In PY 2018, HCDD continued to fund social service agencies that provide emergency shelter for homeless individuals and families. Services included case management, direct rent or utility assistance, and operations costs associated with overnight shelter. HCDD's ESG funding addressed emergency shelter needs. As part of the planning process for community-wide coordination of ESG implementation and the restructuring of the CoC funding process, the CoC continued to collaborate with local ESG recipients to right-size the system for emergency shelter, transitional housing, and rapid re-housing, ultimately shifting resources toward permanent housing options. This coupled with enhanced diversion and prevention resources may potentially reduce demand for emergency shelter and ultimately allow the system to reach equilibrium and end homelessness.

Helping homeless persons (especially chronically homeless individuals and families, families with children, veterans and their families, and unaccompanied youth) make the transition to permanent housing and independent living, including shortening the period of time that individuals and families experience homelessness, facilitating access for homeless individuals and families to affordable housing units, and preventing individuals and families who were recently homeless from becoming homeless again

PSH pipeline committee monitors public investments in housing developments to align public resources with the goals of the Houston/Harris County Continuum of Care for unit development to end chronic homelessness. HCDD continues to participate in the communitywide pipeline committee although as a community, we have officially met our collective goal of creating 2,500 units of supportive housing. HCDD is now working with the CoC lead agency to develop a new unit production goals to further positively impact homelessness in Houston which will be released in 2019.

HCDD is also committed to utilizing federal, state, and local resources in partnership with Harris County and the CoC to fund rapid re-housing for families with children, veterans, and unaccompanied youth. Rapid re-housing assists households to return to permanent housing quickly by offering short-term case management and financial assistance. This intervention has proven to be effective in returning more than 90% of the families experiencing homelessness or at risk of becoming homeless to housing stabilization.

The coordinated assessment system will act as the process for identifying people who are homeless and most in need of PSH or rapid re-housing. This includes people who are chronically homeless, families with children, veterans, persons fleeing domestic violence, and unaccompanied youth.

Helping low-income individuals and families avoid becoming homeless, especially extremely low-income individuals and families and those who are: being discharged from publicly funded institutions and systems of care (such as health care facilities, mental health facilities, foster care and other youth facilities, and corrections programs and institutions); or, receiving assistance from public or private agencies that address housing, health, social services, employment, education, or youth needs.

In PY 2018, HCDD utilized state and federal grants to fund several agencies that deliver homelessness prevention assistance through

- Short-term subsidies to defray rent and utility arrearages for families that have received eviction or utility termination notices or are experiencing a hardship that may lead to homelessness
- Security deposits and first month's rent to permit homeless families to move into their own apartment
- Mortgage payments through the City's HOPWA program

Preventing homelessness, especially family homelessness, is a priority for the City of Houston and its partner, the Coalition. The Coalition assists Houston's homeless service providers, many of whom are CDBG and/or ESG subrecipients, to help families implement strategies that keep them stabilized and resolve their financial issues to reduce their risk of becoming homeless.

As part of the planning process for community-wide coordination of ESG and CoC funding process implementation, the Coalition has collaborated with local ESG recipients. Moving forward, HCDD will work with the CoC Lead Agency to review and promote excellent data quality for all projects serving people who are homeless in Houston and work to shape and implement data elements using HMIS, set standards for homeless program performance, and implement a program performance improvement process. This process will be used to inform investment and align resources in a data driven manner.

The CoC continues to execute memoranda of understanding (MOU) with mainstream and other homeless service providers on behalf of the homelessness prevention system to help clients link to mainstream and homeless supportive services outside the ESG programs. The purpose of developing MOUs is to help clients easily access mainstream services that might have a cumbersome application process or a long waitlist. This includes developing protocols for warm-handoffs to United Way's THRIVE programs to enhance family self-sufficiency and financial mobility. Mainstream services will include those listed in 24 CFR 576.400 (c), as well as those in the SOAR program, and locally-funded programs to assist with increasing income and improving health.

The Coalition, along with local public funding jurisdictions and publicly funded institutions and systems of care that discharge people into homelessness, will create or modify discharge plans to prevent discharging persons at risk of becoming homeless by

- Identifying local discharge plans or practices that are leading to homelessness
- Engaging each system and discussing data and alternatives
- Utilizing data to inform broader strategic planning processes

The CoC has several discharge policies to coordinate community-wide assistance to address youths aging out of foster care, persons exiting health care and mental health institutions, and persons discharged from correctional institutions. With the introduction of the coordinated placement system, these institutions are being invited to coordinate discharge planning activities at least once a year to prevent homelessness. Protocols have been developed to connect with Harris County Jail and several emergency rooms and hospitals across the jurisdiction

CR-30 Public Housing 91.220(h); 91.320(j)

Actions taken to address the needs of public housing

The Houston Housing Authority (HHA) is the public housing authority that operates within, and directly outside, the City limits of Houston. HHA provides affordable homes and services to more than 60,000 low-income Houstonians, including over 17,000 families housed through the Housing Choice Voucher Program. HHA and its affiliates own and operate 25 housing communities with more than 5,500 units for families, elderly, persons with disabilities, and other residents. HHA also administers the nation’s third largest voucher program exclusively serving homeless veterans.

HHA’s expenditures for program activities to address the needs of public housing are shown in the table below.

HOUSTON HOUSING AUTHORITY PY 2018 EXPENDITURES	
Section 8 Program	\$152,292,598
Public Housing Capital Fund Program	\$7,258,575
Public Housing Operations	\$16,244,081
Self-Sufficiency (ROSS Grant)	\$510,355
Section 8 Mod Rehab	\$2,749,289
Section 8 New Construction – Rent Subsidy	\$2,036,353
Jobs Plus Grant	\$819,849
Rapid Rehousing	\$1,894,436
TOTAL	\$183,805,536

Operational Improvements/Accomplishments

The following highlights HHA’s program accomplishments occurring in calendar year 2018.

- **Assistance Residents to Find Employment** - Enrolled over 484 participants in the JOBS Plus resulting in 227 people becoming employed and 150 participants becoming gainfully employed through the Section 3 Program.
- **Housed More Families** - Utilized 100% of its voucher authority. Received 1,347 additional vouchers from HUD.
- **Helped Homeless Veterans** - Provided housing assistance to about 1,100 homeless veterans through the VASH program each month.
- **New Development** - Completed construction and occupancy on 154 units of new affordable housing in Independence Heights.
- **Improved Energy Efficiency** - Continued to improve portfolio-wide energy efficiency resulting from the Energy Performance Contract that began in 2017, which aims to decrease energy usage by 25% resulting in more than \$2M energy savings per year.
- **Physical Improvements** - Described below are the physical activities and accomplishments associated with the various developments in HHA’s portfolio.

While HHA will obligate and expend its Capital Fund Program (CFP) allocation of \$7.26 million to address the most severe capital needs, without additional funding, HHA will remain significantly short of the support required to adequately address the portfolio’s documented capital needs. Additionally, as the need to rehabilitate existing housing stock grows, so too does the need for affordable housing, which is illustrated by the approximately 18,260 families on HHA’s waiting list for a public housing unit.

All HHA's current capital improvements are shown in the Capital Improvement Plan for 2019.

HHA applied for the Rental Assistance Demonstration (RAD) Program for the following properties

- Allen Parkway Village
- Historic Oaks of Allen Parkway Village
- Historic Rental Initiative
- Victory Place

HHA applied for the following

- 9% Tax-Credit award with TDHCA for Telephone Road Elderly Apartments
- Choice Neighborhoods Planning or Implementation grant for Grants and Promise Zones for Cuney Homes
- The second cohort (rent reform) for the Moving-to-Work (MTW) program

Actions to encourage public housing residents to become more involved in management and participate in homeownership

HHA encouraged participation among public housing residents by hosting a variety of programs that promoted self-sufficiency and independent living, in the last year

- Partnered with the City of Houston's Department of Parks & Recreation to host Summer Lunch Programs at six sites.
- Partnered with Area Agency on Aging to provide congregate nutritional lunches to seniors at Bellerive, Lyerly, and Telephone Road.
- Partnered with the Houston Food Bank to provide food boxes to approximately 500 residents at 3 sites.
- Partnered with the Children's Museum to host Parenting Programs at 2 sites.
- Engaged 150 low-income individuals (inclusive of HHA's clients) in employment and training opportunities offered by Section 3. Participants were connected with opportunities with contractors hired by the HHA and private employers.
- Retained partnerships with Resident Councils to continue collaboration on the provision of quality housing services and life enhancement opportunities within public housing communities.
- Collaborated with numerous public and private partners to inform and engage approximately 800 public housing residents to resources related to health and wellness, diabetes education and prevention, nutrition, healthy eating, parenting, community safety, domestic violence/healthy relationships, HIV awareness, workforce development, continuing education, career/employment readiness, self-sufficiency, homeownership, etc.
- Managed a federally-funded workforce development grant called Jobs Plus, engaging 421 public housing residents at Cuney Homes for workforce development opportunities. A total of 168 residents have increased their earned income. Formal partnerships with Workforce Solutions, Houston Community College, Texas Southern University, Houston Food Bank, Grimes & Associates, SER Jobs For Progress, Solutions for Better Living, Career & Recovery and University of Houston contributed to the residents' efforts to acquire employment. The grant also allowed the HHA to offer rent incentives valued at \$257,681 for employed residents.
- Partnered with Greater Houston Builder's Association to provide 40 families with holiday assistance valued at approximately \$15,000. The holiday program targeted families who were new to public housing and establishing their new homes.
- Assisted Resident Councils in hosting a variety of community-wide events such as Back to School, Fatherhood, Health Educations, Chinese New Year's and a host of seasonal celebrations.
- Partnered with Barbara Bush Literacy Foundation to promote literacy among youth and families.

- Partnered with I-Serve to provide onsite after school programs providing tutorial/homework assistance and behavioral counseling for youth/families at Clayton Homes, Kelly Village and Kennedy Place. A total of 40 youth were served.
- Facilitated a grant-funded project in collaboration with United Health Care to promote health and wellness.
- Hosted a summer internship program to engage 8 public housing youth in experiential learning and professional development.
- Provided case management which assisting residents to overcome personal challenges and retain stable homes.

Future Plans

Throughout 2019 and 2020, HHA plans to reinvest in Houston communities by acquiring new units. Additionally, over 400 public housing units suffered damage in Hurricane Harvey, and HHA plans to repair the majority of its portfolio to pre-Hurricane Harvey status. HHA will also dispose of two properties (Clayton Homes and Kelly Village (partial)), which are planned for eminent domain acquisition by TXDOT; TXDOT plans will require demolition of the units.

Lastly, HHA will continue to strengthen relations with Resident Councils by fostering a closer relationship between council members and the Special Assistant to the President and CEO of HHA, who will be the primary point of contact with the Resident Councils.

Actions taken to provide assistance to troubled PHAs

HHA has not been designated as a troubled PHA by HUD. Therefore, no actions were necessary on the part of HCDD to provide assistance to remove such designation.

CR-35 Other Actions – 91.220(j)-(k)

Actions taken to remove or ameliorate the negative effects of public policies that serve as barriers to affordable housing such as land use controls, tax policies affecting land, zoning ordinances, building codes, fees and charges, growth limitations, and policies affecting the return on residential investment. 91.220 (j); 91.320 (i)

HCDD's actions taken to address regulatory barriers, in PY 2018, are described below.

- Address housing market conditions that inhibit low- and moderate-income persons from obtaining decent housing
 - Continued to increase the supply of affordable homes in Houston by funding new construction and repair of affordable rental and homeowner homes through a variety of programs.
 - Assisted 106 low- and moderate- income families achieve homeownership by providing down-payment and closing cost assistance.
 - Expanded home repair programs to include CDBG, CDBG-DR15, and CDBG17 funding.
 - Worked with private developers to enhance their Competitive (9%) HTC application scores and rankings.
- Invest in building code enforcement and lead hazard remediation to abate deterioration of housing stock
 - Improved homes of low- and moderate-income homeowners through the repair of single family homes, using entitlement and non-entitlement funding sources.
 - Conducted a substantial amendment to increase the amount of CDBG funding available for home repair.
 - Reduced lead-based paint hazards in low- and moderate-income homes by partnering with HHD and providing matching funding for federal grants.
 - Engaged in code enforcement activities carried out by the City's Department of Neighborhoods to address code violations.
- Strengthen intergovernmental relationships to resolve regulatory issues
 - Communicated with TDHCA regarding updates to the Qualified Allocation Plan (QAP).
 - Coordinated with HUD and GLO officials to request waivers to certain standards, as needed.
 - Continually improved HCDD's monitoring and compliance function to detect and address inconsistencies or conflicts among federal, state, and local grant and regulatory requirements.
 - Continued to provide technical assistance to nonprofit and for-profit affordable housing developers and public service agencies regarding new or changing requirements.
 - Continued to refer fair housing complaints to substantially equivalent agencies and the regional HUD office, which are equipped and trained to manage such complaints effectively and efficiently.
- Use education to encourage policy decisions and public support that positively impact affordable housing
 - Hosted over 50 senior and executive level City staff at a four-hour training about fair housing which promoted information about how City staff in all departments can affirmatively further fair housing in City departments.
 - Launched the "We Are ALL Protected" fair housing campaign by featuring seven public service announcements, one for each protected class. The announcements were posted on HCDD's social media, and the Houston Chronicle posted the announcements in print, on social media, and on its webpage.
 - Created a 30-second video about fair housing promoting HCDD's Fair Housing Hotline.
 - Hosted the Section 3 Café in April 2019 to provide an innovative platform for residents and businesses to meet with subject matter experts regarding their application. Four Section 3 Cafés were held during the year with a total of 133 participants.

HCDD continued to work to identify regulatory barriers to affordable housing within local codes, regulations, and policies. These efforts will continue in PY 2019.

Actions taken to address obstacles to meeting underserved needs. 91.220(k); 91.320(j)

Actions to Address Obstacles. Three obstacles to meeting the needs of the underserved identified in the PY 2018 Annual Action Plan are (1) the lack of resources (both program resources and personal resources of the underserved), (2) the lack of service or housing availability, and (3) the lack of knowledge of programs.

The underserved are LMI households that have a member that is elderly, is a child, has a disability, or has a quality of life limiting medical condition. The underserved also include individuals experiencing homelessness or victims of domestic violence. Characteristics of the underserved population may include fixed incomes, unemployment or underemployment, living in aging housing stock, language barriers, and physical limitations to access services. HCDD carried out the following strategies and actions during PY 2018 to address identified obstacles to meeting underserved needs.

Leveraging its resources

- HCDD continued to implement programs through special grants and support funding applications for various non-profit agencies and housing developers.
- HCDD continued partnering with housing and service organizations to create permanent supportive housing units for the chronically homeless.
- HCDD continued to work with HHA to efficiently utilize entitlement funds to provide rental assistance for extremely low- and low-income residents.
- HCDD staff continued to research competitive grant opportunities to fund and enhance community development activities in Houston and applied and received to CDBG-DR grants through the Texas General Land Office.
- HCDD researched ways in which funded activities, such as development of affordable rental units, could be paired with other funding sources or programs, such as on-site public services availability, to lower costs for residents or make services easily available.
- HCDD prioritized selection of public services agencies and home developers that leveraged other funding sources with entitlement funds.
- HCDD continued to seek partnerships with entities in the private sector, such as banks, realtors, builders, and non-profits to fund trainings and utilize volunteer resources.

Assisting households increase their income and assets

- HCDD continued to fund public services including job training and other assistance programs, like childcare, to help individuals secure a job to increase their family income.
- HCDD's Compliance and Monitoring Division facilitated training and routinely monitored contractual compliance to ensure that contractors were adhering to Section 3 guidelines to provide job training, employment, and contract opportunities to low-income residents. The Davis Bacon Act is also enforced to ensure contractors and sub-contractors paid the prevailing wage rates to employees.
- The Homebuyer Assistance Program provided financial assistance to income eligible households that otherwise could not afford to purchase a home due to the lack of funds for down payment and other fees associated with a home purchase.
- HCDD continued to look for new ways to create job opportunities for low- and moderate-income persons through existing funding resources.
- The Build Better Program ensures protections for those working on construction in support of HCDD's Multifamily Housing Programs, including an hourly base wage of \$15, workers' compensation insurance, and a minimum percentage of workers registered in an apprenticeship program and Section 3 Program.

Making housing and services available for the underserved

- HCDD prioritized housing and services to those in most need, including populations with special needs.

- Rapid re-housing activities using ESG funds targeted homeless individuals and those who were victims of domestic violence.
- HCDD continued to address the rental housing needs of the underserved by giving preference to developments that serve the elderly, persons with a disability, or persons who have experienced homelessness in the selection process. Housing developments assisted with entitlement funds continued to comply with Section 504 requirements to make housing available to persons with disabilities.
- In conjunction with the City's Office of Emergency Management, HCDD's Constituent Services division has created the Disaster Readiness Program which covers the Disaster Preparedness Guide. This guide serves to prepare Houston residents for disasters given that the Gulf Coast is prone to natural disasters.

Advertising available services to the underserved

- Beginning in January 2019, HCDD conducted outreach to underserved communities that may have been impacted by Hurricane Harvey. City representatives knocked on over 178,150 doors in vulnerable neighborhoods and attended 168 neighborhood events to promote information about disaster recovery programs available, especially home repair.
- HCDD continued to develop translated grant and program materials to reach non-English speaking residents about available programming and general entitlement information. HCDD translated the "Say Yes!" and "We are ALL Protected" fair housing campaign information into Spanish, Vietnamese, Chinese, Arabic, and Urdu.
- HCDD explored different methods of outreach to enhance the inclusion of residents who have a disability.
- HCDD held public hearings in low-income neighborhoods and strived to conduct meetings at agencies that serve special needs populations.

All planned actions were addressed, and while no specific changes are planned, HCDD always looks for ways to maximize the impact of its programs and activities on the lives of Houston's underserved populations.

Actions taken to reduce lead-based paint hazards. 91.220(k); 91.320(j)

During PY 2018, HCDD contributed toward achieving the goal of reducing exposure to lead-based paint by using CDBG matching funds for the Houston Health Department's (HHD) lead hazard control and lead hazard reduction grant funded programs. Through this investment, 43 homes were made lead-free. During PY 2018, HCDD expended CDBG funds for lead-based paint related activities managed by the HHD and HCDD.

Lead-Based Paint Hazard Control Program (LBPHC)

HCDD and HHD's Bureau of Community and Children's Environmental Health (BCCEH) worked closely to eliminate childhood lead poisoning by performing lead hazard reduction. Beginning in 1996, HHD has received federal funding from HUD to reduce lead-based paint hazards and establish Healthy Homes principles in low- and moderate-income homes within the City of Houston. The LBPHC Program is funded by the Lead Hazard Reduction Demonstration (LHRD) Grant.

HHD used HCDD's funding as match dollars in support of the LHRD Grant. In PY 2015, HCDD changed its method of funding HHD's lead related programs. Previously, HCDD funded the match for each grant in three equal payments over three years. In PY 2015, HCDD provided one lump sum of match dollars, intending to make the accounting for the program more transparent and easily understood. A new notice of funding availability for the LHRD grant was published in Spring 2017. HCDD supported this new grant application with matching funds from the PY 2017 CDBG allocation. With the help of CDBG funds as match, BCCEH performed lead hazard reduction and remediation on 43 units in PY 2018.

Home Repair Program Lead Activities

For home repair activities, HCDD utilized qualified contractors to perform lead-based paint testing and risk assessments for homes built before 1978. Staff ensured that contractors who carried out the repairs were certified for lead hazard abatement and addressed lead hazard according to regulations and requirements. HCDD staff obtained a lead clearance letter from the contractors after repairs were finished and ensured that the delivery of repair services was provided in a timely, efficient, and healthful manner.

Actions taken to reduce the number of poverty-level families. 91.220(k); 91.320(j)

HCDD supported services that assisted poverty-level families in a variety of ways to enable families to gain more income. Support services, such as affordable childcare through SEARCH and the Child Care Council, helped parents to pursue education, job training, and become employed in higher wage work. HCDD continued the funding of juvenile delinquency programs that promote job prospects and cultural awareness and help provide opportunities to the youth to rise out of poverty. HCDD also supported employment services and training programs to help improve the skills of job seekers and to help them find appropriate, decent jobs with a livable wage. The Houston Public Library (HPL) Mobile Express, a mobile computer-training lab, brought job training and computer training to 15,277 persons in underserved communities, increasing job prospects for families in poverty, which surpassed the goal by 106%.

HCDD continued to support activities that created jobs for low-income residents. A new program called Buckner Children and Family Services served 88 individuals by providing supportive housing and support services to families with children in danger of being separated from their families. Buckner offers stability to families with children at risk of being separated from their birth parents.

Creating equity and financial security through homeownership is a long-term strategy for poverty-reduction for LMI families. Through direct financial assistance, HCDD assisted 50 households achieve homeownership and helped them move towards greater self-sufficiency by building long-term assets. As a strategy to create more affordable housing opportunities for LMI persons, HCDD also utilized land owned by the Houston Community Land Trust (CLT) in PY 2018. The Houston CLT, a non-profit entity, develops and stewards affordable housing by creating home ownership structures, resale rules, and long-term ground leases that ensures permanent affordability of homes. It allows for subsidies and lower sale prices for low-income homebuyers. Permanent affordability also helps stabilize and preserve neighborhoods from gentrification and displacement of residents. Under HCDD's Single Family Home Development Program, 4 homes were constructed on Houston CLT land and an approximately 40 homes are in the pipeline for completion.

Actions taken to develop institutional structure. 91.220(k); 91.320(j)

All actions proposed in the plan were undertaken during the program year. Changes were made, as needed, to more efficiently and effectively administer grant programs, and meet the goals and objectives, as planned, and as amended. HCDD continued its efforts to respond and adapt to the changing environment in which it operates by evaluating needs related to institutional structure and implementing revisions, as needed.

Internally, HCDD is comprised of four major functions: Program Areas (Multifamily and Commercial, Single Family Home Repair and Economic Development; Disaster Recovery and Public Services), Financial Services and Administration, Planning and Grants Management, Compliance and Operations, and Policy Communication Divisions. The current structure highlights HCDD's commitment to ensuring that all functions perform in a concerted manner to guarantee an efficient use of public and private resources that maximize output in the form of accomplishments. Underlying this effort is the recognized need to maintain a high level of coordination on projects involving other City departments and/or outside agencies.

HCDD addressed gaps and improved institutional structure using the following strategies

Reduced and/or alleviated any gaps in services and expedited the delivery of housing and community development improvements (primarily affordable housing) to eligible residents.

- With the award of two CDBG-DR contracts with the GLO, HCDD and other City Departments continued to hire additional staff and build capacity within the organization to carry out programs.
- The Special Assistant to the Mayor for Homeless Initiatives continued to lead planning efforts related to ending homelessness and to advance permanent supportive housing.
- HCDD hired a Senior Advisor on Homelessness to develop and coordinate strategic response to homelessness in Houston across the many systems of government agencies that help Houstonians experiencing homelessness.
- HCDD developed guidelines for the CDBG-DR17 programs to complement existing programs.
- The Homebuyer Assistance Program continued to aggressively market program to the public and those working in the homebuyer industry, such as lenders and realtors.
- The Multifamily/Commercial program area created greater efficiencies by revising underwriting methods for current projects and preparing to increase its capacity by hiring staff.

Used high level of communication and project coordination among City departments and support the City's efforts to revitalize and/or stabilize low- and moderate-income neighborhoods.

- HCDD is currently in partnership with Health, Library, and Parks and Recreations departments, Houston Public Works, as well as the Mayor's Office on a variety of community improvement projects in low- and moderate-income neighborhoods. HCDD continued to refine ways to communicate regulations to other City departments and streamline the LOA procedures.
- HCDD and other departments meet regularly with the Planning Department and the new Office of Complete Communities to enhance services and meet the needs of residents living in five Complete Communities. In June 2019, the Mayor announced five new neighborhoods added to the Complete Communities initiative.

Worked with and financially supported various Community Housing Development Organizations (CHDOs) operating in low- and moderate-income neighborhoods to build affordable housing for the elderly, veterans, and other special needs populations.

- The CHDO Single Family Home Development RFP was issued in March 2019. Three CHDO's were selected to move forward for funding consideration.
- In June 2019, HCDD sponsored training for home developers, including CHDOs, that focused on project design and budgeting.

Continued to cultivate strong working relationships with local financial institutions to ensure the availability of private funding for housing projects and low- and moderate-income homebuyers.

- HCDD continued to work with the Houston Housing Finance Corporation to develop future housing financing opportunities.
- HCDD continued to reach out to realtor associations, including those representing minorities and realtors working in low-income areas of Houston, to advertise HCDD's Homebuyer Assistance Program.
- HCDD worked with finance agencies to further economic development initiatives, including those funded with Section 108 and EDI.

Actions taken to enhance coordination between public and private housing and social service agencies. 91.220(k); 91.320(j)

HCDD continues to share a common vision with its partners in the public and private housing and social service sectors. That vision promotes community development and the leveraging of resources to maximize program

outcomes. HCDD continued to enhance coordination efforts between housing and social service agencies in PY 2018. Some of these efforts are described as follows.

HCDD worked with developers and local public service agencies to provide much needed social services to residents of HCDD funded multifamily housing developments. Of the developments that were completed, initiated, or under construction during the 2018 program year, most offered some form of on-site social services. Social services are an important aspect of affordable multifamily housing projects. By providing social services, HCDD helped create a safe, supportive community for the low- and moderate-income Houstonians most in need, such as seniors, homeless persons, persons with disabilities, and families.

Examples of HCDD funded projects and the types of services provided are shown in the following table. Coordination efforts between HCDD and public and private housing and social service agencies can also be seen in our response in CR 25 - Homeless and Other Special Needs, which details HCDD's work with the Coalition for the Homeless Houston/Harris County and the Continuum of Care.

Future actions will change based on the results of the current year, by exploring more collaborations in funding projects for the community and in application results from RFPs issued throughout the CoC. The relationship between the Housing Authorities, Harris County, and the City of Houston continues to develop, and there are possibilities of future joint ventures. The government funders meet regularly to discuss current and future projects in the pipeline to systematically plan projects. The continuation of technical assistance for ESG and HOPWA programs will play a significant role in future actions.

In PY 2018, planned efforts to enhance coordination between housing and social service agencies included the following:

- Coalition for the Homeless Houston/Harris County, Continuum of Care (CoC), and Addressing Homelessness. See responses in CR-25 – Homeless and Other Special Needs Populations.
- Economic Development. HCDD coordinated with Houston Business Development Inc (HBDI), which is Houston's only Community Based Development Organization (CBDO) to enhance its capacity to provide funding and technical assistance to small businesses that create jobs for or are owned by low- and moderate-income persons. HCDD also explored new partnerships with other agencies, like the Houston Redevelopment Authority, to create new opportunities for businesses to provide services in low-income neighborhoods. In February 2019, City Council approved a Section 108 loan and CDBG funds for the development of Avenue Center, a community center that will provide services including a health clinic, early childhood education center, and a homeownership center in the Near Northside neighborhood. In April 2019, HCDD began to solicit economic development proposals for Section 108 loans that prioritize projects with community benefit and are located in Complete Communities.
- Community Development Advisory Council (CDAC). HCDD held three CDAC meetings during PY 2018. In the first CDAC meeting, discussions included a spotlight on HCDD's Single Family Housing Program and an overview of 2019 Annual Action Plan process and updates. The meeting also concentrated on Disaster Recovery Updates from Hurricane Harvey, particularly achieved milestones and ways to assess damage, as well as unmet needs. The second meeting focused on a HCDD's Disaster Recover Programs, 2019 Action Plan Updates, and the Public Participation Plan for the Consolidated Plan. During the third CDAC meeting, members received a Community Presentation for the 2019 Analysis of Impediments and 2020 Consolidated Plan. HCDD's Community Needs Survey, along with Say Yes Campaign Flyers, were distributed to the members. Following the presentation, members discussed current community assets, ongoing community needs, and changes in barriers to fair housing choices due to Hurricane Harvey.
- Disaster Recovery. The City of Houston continued coordinating with the Texas General Land Office (GLO) and Harris County in the planning and implementation of disaster recovery programs following the devastating impact of Hurricane Harvey on Houston. The Needs Assessment, which established a new methodology for calculating unmet need from a major disaster, was approved by the GLO in December

2018. The City's Local Action Plan for Hurricane Harvey was incorporated into the State's Action Plan for Disaster Recovery, and the City and the GLO executed a contract for funding in January 2018.

Examples of HCDD funded projects with onsite/coordinated social services are shown below.

Project	Population Served	Group Therapy/ Substance Abuse Counseling	Vocational Training/ Employment Services	Case Management	Health Screening	Fitness Programs	Continuing Education/ Computer Classes	Financial Planning	Legal Services	After- school Activities
TRAVIS STREET PLAZA	Veterans	√	√	√	√				√	
VILLAGE AT HICKORY GLEN APARTMENT HOMES	Disabled		√	√		√	√	√		√
NHH HARRISBURG (SRO)	SRO	√	√	√			√			
GOLDEN BAMBOO III	Seniors				√		√	√	√	
LYDIA'S PLACE	HOPWA	√	√	√	√		√			
ZION GARDENS	Families		√	√			√			√
VILLAS AT COLT RUN	Families				√				√	
NHH RITTENHOUSE	SRO		√	√			√			
MIDTOWN TERRACE	Veterans	√	√	√	√				√	
COTTAGES AT SOUTH ACRES	Families		√		√		√	√	√	√
GULF COAST ARMS	Families				√		√	√		√
TEMENOS PLACE II	SRO	√		√	√					
WATERCREST AT KINGWOOD	Seniors					√				
HOUSTON HEIGHTS TOWER APTS	Seniors			√	√	√				
NHH RITTENHOUSE	Families			√	√		√	√		
4600 MAIN STREET	SRO	√		√	√	√				
THE MEN'S CENTER	SRO	√	√	√						
WOMEN'S HOME PHASE II	Families	√	√	√	√		√			√
CLEME MANOR	Families			√	√	√		√		√

Identify actions taken to overcome the effects of any impediments identified in the jurisdiction's analysis of impediments to fair housing choice. 91.520(a)

Summary of the 2018 Analysis of Impediments

As a part of the 2015-2019 Consolidated Plan, HCDD conducted the 2015 Analysis of Impediments to Fair Housing Choice (AI) identifying the impediments and barriers to fair housing in Houston, Texas. The following are the impediments to fair housing choice identified to be addressed in PY 2018.

- Impediment 1: Discrimination in Housing – Disability/Race/National Origin/Families with Children
- Impediment 2: Lack of Knowledge About Fair Housing
- Impediment 3: Lack of Affordable Housing Options
- Impediment 4: Lack of Accessible Housing for Persons with Disabilities
- Impediment 5: Lack of Income/ Funding
- Impediment 6: Segregated Housing Patterns Based on Race, Ethnicity, and Economic Status
- Impediment 7: Affordability
- Impediment 8: Lack of Financial Literacy
- Impediment 9: Imbalanced Distribution of Amenities, Services, and Infrastructure Between Neighborhoods
- Impediment 10: NIMBY Resistance
- Impediment 11: Lack of Transportation Options
- Impediment 12: Low Educational Attainment Among Minorities
- Impediment 13: Increased Health Hazard Exposure in Certain Neighborhoods
- Impediment 14: Lack of Communication Between Government and Residents

Some of the actions that took place in Houston to affirmatively further fair housing in PY 2018 include the following:

- Over 50 senior and executive level staff from many City of Houston departments attended a four-hour training where they were educated about fair housing and discussed how to affirmatively further fair housing in their departments.
- The City, along with local nonprofit organization partners, opened four Housing Resource Centers in some of the neighborhoods hardest hit by Hurricane Harvey. These centers provide residents with resources to help them in their recovery from Hurricane Harvey's flooding, including assistance applying for HCDD's programs.
- The City's Fair Housing Hotline provided free resources to 1,476 callers who have questions or concerns about various tenant, landlord, and fair housing issues.
- HCDD staff provided educational presentations to the public and stakeholders groups about housing discrimination, the Fair Housing Act, and landlord/tenant rights throughout the city.
- HCDD's April 2019 Fair Housing Month activities included the following:
 - HCDD collaborated with the Houston Housing Authority's after school program at Allen Parkway Village and Oxford Place and conducted Fair Housing Workshops to educate children about housing discrimination and their rights under the Fair Housing Act.
 - HCDD launched the "We Are ALL Protected!" fair housing campaign by featuring seven public service announcements (PSAs) on social media and through the *Houston Chronicle's* print and digital advertisements. As a part of this campaign, HCDD created a thirty-second television PSA, which was aired on the Houston Television municipal channel during the entire month of April.
- HCDD continue to expand its relationship with the Houston Apartment Association. During the PY 2018, HCDD staff was featured in a publication for members discussing fair housing and HCDD's resources. In addition, three HCDD staff members attended the 2019 Texas Apartment Association's Conference in Houston.
- In April 2019, Mayor Turner announced the Build Better Program, which ensures protections for those working on construction in support of HCDD's Multifamily Housing Programs. Protections include an hourly base wage of \$15, workers' compensation insurance, and safety training. The program also requires a minimum percentage of workers registered in an apprenticeship program and Section 3 Program.

More information about impediments and the actions taken during PY2018, to address the impediments, can be found in the Appendix of this document.

CR-40 Monitoring 91.220(d,e); 91.520(c)

Description of the standards and procedures used to monitor activities carried out in furtherance of the plan and used to ensure long-term compliance with requirements of the programs involved, including minority business outreach and the comprehensive planning requirements.

Contract Monitoring

Subrecipients are monitored on a predetermined schedule through desk reviews, entrance meetings, documentation analysis, client interviews, and exit meetings; developing and issuing compliance review reports; and when necessary, follow-up reviews and closeout. This monitoring involves telephone/email/written communications, analysis of reports and audits, and periodic meetings. Staff conducted 117 reviews during PY 2018.

Contract Compliance

Compliance with the Davis Bacon and related Acts includes ensuring the payment of prescribed hourly rates and investigating potential violations. Training sessions and technical assistance are also provided. The total amount of restitution collected was \$25,097.12 for 45 employees. Monitoring practices consist of desk reviews, onsite visits, and employee interviews. Multifamily project property inspections include evaluating the physical condition of the exterior and common areas of the properties and a random sampling of qualified units. Results of this activity are detailed in the related response in CR-50. Staff perform desk reviews of quarterly property compliance reports and reviews of Affirmative Marketing and Tenant Selection Plans, to ensure adherence to federal standards; on-site reviews at each project property, testing for compliance of tenant /household eligibility, qualification of income certifications, rent affordability standards and occupancy/use of designated units; and onsite technical assistance, quarterly training classes, and separate feedback sessions. Details can be found in the Compliance Summary Review (CSR) Rental Housing table in the Appendix. Lien Monitoring ensures those assisted by single family housing programs adhere to affordability period requirements. This includes verification of occupancy through a variety of means. The total amount of payoff funds collected was \$130,097 for 194 liens were released.

Minority Business Outreach

In 2013, the Houston City Council approved enhancements to the City's 30-year old goal-oriented Minority/Women-Owned/Small Business Enterprise (MWSBE) contracting program. Due to the City Council's action, women-owned businesses were reinstated to the program, the citywide goal for construction contracts is 34 percent and the participation requirements for disabled veterans was relaxed. HCDD monitored progress towards the Minority Business Enterprise (MBE) and Small Business Enterprises (SBE) participation goals in accordance with federal and local requirements.

Comprehensive Planning Requirements

Staff participated in HUD trainings, including workshops, reviews/monitoring, and webinars. In the fall of 2019, HCDD held two public hearings where residents could comment on the PY 2016 CAPER and provide input on the development of the 2019 Annual Action Plan. Two additional hearings were held in the spring of 2019, to solicit feedback from the public regarding planned activities in the upcoming program year. These hearings were located at both a central location and a location in a low- and moderate-income neighborhood. The public comment period and substantial amendments were advertised in the *Houston Chronicle* and community newspapers with appropriate translations, as needed, and relevant information was posted on HCDD's website, to solicit public comments. HCDD followed the approved Citizen Participation Plan to ensure continued compliance with comprehensive planning requirements.

Description of the efforts to provide citizens with reasonable notice and an opportunity to comment on performance reports.

The 2018 CAPER was available for public review and comment from September 6, 2019 to September 21, 2019. A notice was published in the *Houston Chronicle* on September 6, 2019. This notice was also posted on HCDD's website. A copy of the actual notice published, is included in the Appendix.

The public notice was also published in the following community newspapers: *La Voz de Houston* (in Spanish), *African American News*, *Vietnam Moi News* (in Vietnamese), and the *Houston Forward Times*. A draft copy of the CAPER was posted on HCDD's website and made available for review at the Houston Public Library's Central Branch location (at 500 McKinney), and at HCDD's office (2100 Travis Street).

Program Specific Requirements

CR-45 CDBG 91.520(c)

Specify the nature of, and reasons for, any changes in the jurisdiction's program objectives and indications of how the jurisdiction would change its programs as a result of its experiences.

HCDD may implement programmatic changes as a result of its experiences in PY 2018. Efforts to innovate and implement best practices continue.

Activities and strategies making an impact on identified needs

All CDBG-funded programs and activities are making an impact on identified needs through the progress shown in the Annual and Strategic Plan accomplishments tables in CR-05. Many programs and activities have exceeded the Annual Action Plan goals identified for PY 2018.

Barriers having a negative impact on fulfilling the strategies and the overall vision

Caps on Public Services continues to be a barrier on CDBG-funded programs and activities. In addition, the following encountered program specific barriers that had a negative impact on fulfilling the overall planned strategies.

- *Home Repair Program*. Barriers for this program are discussed in first narrative response in CR20 – Affordable Housing section.
- *Multifamily rehabilitation and development activities (rental units constructed/rehabilitated)*: Barriers to multifamily activities are discussed in first narrative response in CR05 – Goals and Outcomes and CR20 – Affordable Housing sections.

Status of grant programs

The IDIS PR26 states the following: Percent of Low/Mod Credit (100.00%), Percent of Funds Obligated for Public Services Activity (14.75%), and Percent of Funds Obligated for Planning and Administration (19.90%). HCDD adhered to all requirements during PY 2018 and were within the established caps. Going forward, HCDD will continue to review the impact of actual program income receipted in excess of estimates, to maximize available funding for public services and planning and administration activities. HCDD will also continue to shift eligible costs to project delivery, when possible, to lessen HCDD's administrative cost burden. Status of grant programs and activities can be seen in the IDIS PR03 report. At PY 2018 year-end, the IDIS PR03 contained 78 open activities, 155 completed activities, and 0 cancelled activities.

Activities falling behind schedule

For programs/activities that did not achieve their PY 2018 goals, explanations are contained in CR05 and CR20.

Timely grant disbursements

In May of 2018, HCDD fell short of its CDBG spending requirement. HCDD continued to track project spending closely and successfully met the timeless goal in May 2019. Each month, HCDD submitted an updated spending plan to HUD, which consisted of actual spending and a forecast of expected expenditures through the next spending deadline. The spending plan also incorporated project milestones and illustrated how HCDD staff addressed obstacles in spending delays. In December 2018, City Council approved a substantial amendment that moved a large amount of CDBG funding from single family home development to home repair. Subsequently, the Home Repair Program increased capacity and helped HCDD meet the spending goal in May 2019, and now, the City maintains its compliance with 24 CFR 570.902 of the CDBG regulations regarding expending funds in a timely manner. HCDD conducted the timeliness test for CDBG spending on May 2, 2019 and met the test requirement with an adjusted draw ratio of 1.47.

Major goals on target

Progress towards goals for CDBG-funded programs and activities can be seen in the accomplishments table and narrative discussion in CR05 - Goals and Outcomes or in the CR20 - Affordable Housing section responses.

Does this jurisdiction have any open Brownfields Economic Development Initiative (BEDI) grants?

Does this jurisdiction have any open Brownfields Economic Development Initiative (BEDI) grants?

Yes No

CR-50 HOME 91.520(d)

Include the results of on-site inspections of affordable rental housing assisted under the program to determine compliance with housing codes and other applicable regulations.

Inspectors conducted property inspections of multifamily developments, evaluating the physical condition of the properties, which included exterior and common areas and a random sampling of qualified units. The inspections were based on construction standards specified in the project's contract agreement, inclusive of applicable City codes and ordinances. Property inspection results were provided to the property owners for necessary corrections. Once corrections were made, the inspectors revisited the property to verify further compliance and to close the review. In PY 2018, 72 property inspections were conducted and at least one property had a total of four findings.

A list of projects scheduled for on-site inspection, inspection results, a summary of issues identified, and follow-up actions is in the Appendix in the following documents: Multifamily Annual Compliance Review (ACR) Rental Housing, Minimum Property Standard (MPS) Rental Housing Inspection Summary, and Minimum Property Standard (MPS) Summary of Inspection Issues Identified tables, in the Appendix.

**Provide an assessment of the jurisdiction's affirmative marketing actions for HOME units.
92.351(b)**

HUD requires that recipients of HOME funds adopt an Affirmative Marketing Plan. HCDD has developed policies and procedures covering both rental and homebuyer projects, which include dissemination of information, technical assistance to applicants, project management, reporting requirements, and project review. HCDD Policy 29-19, outlining procedures to affirmatively market units funded by HCDD programs, was included as an exhibit in required contracts for projects assisted with HOME funds that consisted of 5 or more units. The procedures set by this policy are meant to ensure the furthering of objectives in Title VIII of the Civil Rights Act of 1968 and Executive Order 11063, as amended.

The purpose of the HCDD's affirmative marketing strategy is to provide housing choice for all residents through programs of voluntary assistance, affirmative marketing, outreach, and education. The strategy consists of actions that will provide information and attract eligible persons in the housing market, without regard to race, color, national origin, sex, religion, familial status, or disability. Affirmative marketing action supports fair housing to ensure that eligible persons from all protected groups are fully informed of available units for sale and/or rent, are encouraged to apply for available units for sale and/or rent and are given the opportunity to buy or rent the unit of their choice.

Technical assistance begins in the project approval stage and continues during periods of affordability. When HCDD funds a project, monitoring staff contact the applicant and share HCDD's Affirmative Marketing Plan requirements. Monitoring staff also assist the applicant on an as needed basis, in developing an Affirmative Marketing Plan, subject to HCDD approval. The Affirmative Marketing Plan, pursuant to federal regulations, outlines strategies to inform the public about their housing opportunities, requirements, and practices that the owner must adhere to in executing an Affirmative Marketing Plan. This includes the procedures that must be followed in soliciting tenant applications and identifies what special efforts will be made to attract racial, ethnic, and other protected groups who might not normally seek housing in their project.

In accordance with the Annual Action Plan, HCDD continued to provide proven strategies in informing potential renters/buyers about available opportunities and supporting requirements through the HCDD's website, publications, workshops/seminars and the placement of flyers/posters at funded project sites. Particularly, emphasis was placed on low- and moderate-income areas and those communities with minority concentrations.

Affirmative marketing efforts generated as a result of HCDD's policies and requirements ensured that marketing strategies were designed to attract buyers and renters without regard to race, color, religion, sex, familial status, handicap, or national origin. These efforts continue to be effective for providing access to information.

Data on the amount and use of program income for projects, including the number of projects and owner and tenant characteristics.

See CR-15 Table 7 - Program Income table and Program Income Uses and Beneficiary Information Appendix table.

Describe other actions taken to foster and maintain affordable housing. 91.220(k)

The City of Houston currently has an affordable rental-housing inventory of 14,179 units, housed in 87 developments. Through the investment of federal and local funding sources, 6,826 of these units are income-restricted. The income-restricted units and affordable rental-housing inventory has gone down by 0 properties and 0 units respectively since PY 2016. Effective relationships with owners of affordable housing properties, potential buyers of at-risk housing, advocacy groups, lenders, community groups, and other stakeholders help to ensure that the level of restricted units is maintained. Each year, HCDD strives to add additional units to its affordable rental-housing portfolio. These efforts help to ensure that the number of affordable units increases over time.

CR-55 HOPWA 91.520(e)**Table 14 – HOPWA Number of Households Served**

Number of Households Served Through:	One- Year Goal	Actual
Short-term rent, mortgage, and utility assistance to prevent homelessness of the individual or family	800	700
Tenant-based rental assistance	475	662
Units provided in permanent housing facilities developed, leased, or operated with HOPWA funds	245	203
Units provided in transitional short-term housing facilities developed, leased, or operated with HOPWA funds	55	70
Permanent Housing Placement Services	N/A	116
Sub Total	1,575	1,751
Adjustment for Duplication	N/A	-71
Total	1,575	1,680

Discussion

The City of Houston's Housing and Community Development Department (HCDD) provides housing assistance and supportive services to eligible, low-income individuals living with and/or affected by HIV/AIDS, through its Housing Opportunities for Persons with AIDS (HOPWA) Program. Eligible persons must reside within the City's Eligible Metropolitan Statistical Area (EMSA), which consists of the counties of Austin, Brazoria, Chambers, Fort Bend, Galveston, Harris, Liberty, Montgomery and Waller. In 1993, the City of Houston acquired administration of the HOPWA grant. Since then, the City has been allocated close to \$170 million in HOPWA grants.

- HUD approved the City of Houston's HOPWA Program for \$9,738,444.00 in HOPWA funds for PY2018 (July 1, 2018 – June 30, 2019). With these funds, HCDD proposed to serve 1,575 households with housing assistance and supportive services. Proposed HOPWA activities included: tenant based rental assistance (TBRA)
- Short-term rent, mortgage and utilities assistance (STRMU)
- operating costs for its community residences
- Supportive services
- Housing information services
- Administrative expenses

During PY 2018, the HOPWA Program provided households with housing assistance and/or supportive services and expended \$13,938,469.91 (based on PY 2018 IDIS draws). Households receiving housing assistance totaled 1,680. Types of housing assistance included facility-based housing, rental assistance, and permanent housing placement services. Facility-based housing activities included providing transitional and permanent housing assistance to 273 households. Rental assistance housing activities included providing short-term rent, mortgage, and utility assistance payments to 700 households and providing tenant-based rental assistance to 662 households. Also, 116 households received permanent housing placement services, which included housing referral, tenant counseling, application fees, and first month's rent and security deposits. Households receiving supportive services totaled 1,724. Supportive service activities included case management, childcare and early childhood education for homeless families, legal services, transportation, job training and employment services, substance abuse counseling, and housing information and referrals.

The City of Houston awards grants to eligible organizations, through a Request for Proposal (RFP) process for the HOPWA program. During the summer of 2018, HCDD conducted a Request for Proposals for program year 2018 HOPWA contracts. The RFP encouraged non-profit agencies to participate in the process by proposing a project that

would provide housing assistance and supportive services for low-income persons with HIV/AIDS and their families. The City of Houston approved 15 contractors for \$11,145,237.53 in HOPWA funding for PY 2018.

Agency Name	Amount Awarded
A Caring Safe Place, Inc.	\$858,049.89
Access Care of Coastal Texas, Inc.	\$629,500.00
AIDS Foundation Houston	\$1,080,238.00
Association for the Advancement of Mexican Americans	\$260,565.81
Brentwood Community Foundation	\$650,789.10
Catholic Charities of the Archdiocese of Galveston-Houston	\$1,231,216.98
Coalition for the Homeless of Houston/Harris County	\$64,646.85
Goodwill Industries	\$200,000
Houston Area Community Services	\$3,672,845.00
Houston HELP, Inc.	\$414,099.00
Houston SRO Housing Corporation	\$212,797.90
Houston Volunteer Lawyers Program	\$150,700.00
Montrose Counseling Center	\$1,487,210.00
SEARCH Homeless Services	\$132,579.00
Men's Center dba recenter	\$100,000.00
Total	\$11,145,237.53

Beginning July 2014, all HOPWA Project Sponsors are required to enter data for their HOPWA clients into the HMIS (Homeless Management Information System). HUD's HMIS is currently maintained by the Coalition for the Homeless of Houston/Harris County for the Houston/Harris County metropolitan statistical area. The Coalition for the Homeless of Houston/Harris County is also the lead agency for the Continuum of Care (CoC), a grant for projects that provide housing and services for homeless persons.

HMIS enables HOPWA project sponsors to input, maintain, and track information for clients in the HOPWA program, while ensuring their confidentiality in accordance with the regulations at 24 CFR § 574.440 Confidentiality. The program also ensures that duplication of services does not occur with clients participating in the TBRA, STRMU, and facility-based housing assistance activities. Furthermore, agencies can create and printout reports for their HOPWA activities, i.e., TBRA, STRMU, etc. Moreover, agencies use the HMIS as a Housing Information Services tool for their case management activities and use the system to pull down the Annual Progress Report. Coalition for the Homeless of Houston/Harris County offers quarterly HMIS forums for its participating agencies. HOPWA project sponsors are encouraged to attend the HMIS forums and training provided by the Coalition. The last forum was held in June 2019.

The HOPWA Institute, sponsored by HUD, provided information on the new HOPWA Formula Modernization and its impact on funding for grantees. The Institute also provided training on administrative and service delivery aspects of the HOPWA program. In February 2018, training was provided for the Public Services Division subrecipients, which included CDBG, ESG, HOME & HOPWA. The session included an overview on regulations, basic cost principles,

indirect costs, payment requests, monitoring, budgets, recordkeeping, subrecipient expectations and enforcement. HCDD is working with its technical assistance providers to develop a trainer protocol and a more specific in department training for Houston.

HOPWA funds were expended by the following subrecipients during PY 2018.

Project Sponsors Drawing HOPWA Funding During PY 2018

- A Caring Safe Place, Inc.
- Access Care of Coastal Texas, Inc.
- AIDS Foundation Houston
- Association for the Advancement of Mexican-Americans
- Brentwood Community Foundation, Inc.
- Catholic Charities of the Archdiocese of Galveston-Houston
- Coalition for the Homeless of Houston/Harris County
- Goodwill Industries of Houston
- Houston Area Community Services dba Avenue 360
- Houston HELP, Inc.
- Houston SRO Housing Corporation
- Houston Volunteer Lawyers Program
- Montrose Counseling Center
- SEARCH Homeless Services
- Men's Center dba ReCenter

Total Funds Expended \$13,938,469.91

CR-60 Subrecipient Information

ESG Supplement to the CAPER in eCart

ESG Recipient Information

Basic Grant Information

Recipient Name	HOUSTON
Organizational DUNS Number	832431985
EIN/TIN Number	746001164
Identify the Field Office	HOUSTON
Identify CoC(s) in which the recipient or subrecipient(s) will provide ESG assistance	Houston/Harris County CoC

ESG Contact Name

Prefix	
First Name	MELODY
Middle Name	
Last Name	BARR
Suffix	
Title	Deputy Assistant Director

ESG Contact Address

Street Address 1	2100 TRAVIS STREET
Street Address 2	9 TH FLOOR
City	HOUSTON
State	TX
ZIP Code	77007
Phone Number	(832) 394-6124
Extension	
Fax Number	
Email Address	melody.barr@houstontx.gov

ESG Secondary Contact

Prefix	
First Name	Robin
Last Name	James
Suffix	
Title	Administration Coordinator
Phone Number	(832) 394-6182
Extension	
Email Address	Robin.james@houstontx.gov

ESG Supplement to the CAPER in eCart

2. Reporting Period – All Recipients Complete

Program Year Start Date 07/01/2018
 Program Year End Date 06/30/2019

3a. Subrecipient Form – Complete one for each subrecipient

3A. SUBRECIPIENT FORM	
Subrecipient or Contractor Name	Child Care Council of Greater Houston
City, State, and Zip Code	Houston, TX 77057
DUNS Number	73897910
Is subrecipient a VAWA-DV provider	Yes*
Subrecipient Organization Type	Other Non-Profit Organization
ESG Subgrant or Contract Award Amount	\$ 1,315,245
*Subrecipient administers ESG subcontractors that are VAWA agencies.	

3A. SUBRECIPIENT FORM	
Subrecipient or Contractor Name	Coalition for the Homeless of Houston and Harris County
City, State, and Zip Code	Houston, TX 77002
DUNS Number	832250815
Is subrecipient a VAWA-DV provider	No
Subrecipient Organization Type	Other Non-Profit Organization
ESG Subgrant or Contract Award Amount	\$79,200
*Subrecipient administers ESG subcontractors that are VAWA agencies.	

CR-65 ESG Persons Assisted 91.520(g)

Table 15 – Q6. Household Information for Homeless Prevention Activities

Persons Served	Total
Total Number of Persons Served	2443
Number of Adults (Age 18 or Over)	1,865
Number of Children (Under Age 18)	578
Number of Persons with Unknown Age	0
Total Number of Leavers	1,818
Total Number of Adult Leavers	1,352
Number of Adult and Head of Household Leavers	1,369
Total Number of Stayers	625
Total Number of Adult Stayers	512
Number of Veterans	42
Number of Chronically Homeless Persons	249
Number of Adult Heads of Household	1,832
Number of Child Heads of Household	18
Number of Unaccompanied Youth Under Age 25	1,067
Number of Parenting Youth with Children	76
Head of Households and Adult Stayers in the Project 365 Days	37

CR-70 ESG Assistance Provided

Table 16 – Shelter Utilizations

8. Shelter Utilization	Number of units
Number of Beds - Rehabbed	-
Number of Beds - Conversion	-
Total Number of bed-nights available	148,555
Total Number of bed-nights provided	138,230
Capacity Utilization	93%

Project Outcomes Data measured under the performance standards developed in consultation with CoC(s)

PY 2018 is the first year where Sage has been used for submitting reporting information for the ESG CAPER. Discussion, on ESG funded programs and activities, is contained in our responses to CR25. Accomplishments can be seen in the tables in CR70. HCDD continues to work with the CoC to establish community-wide standards and common goals and HMIS will be used to support analysis of performance against the established measures, once in place.

CR-75 ESG Expenditures

Table 17 – 11a. ESG Expenditures for Homeless Prevention

11a. ESG Expenditures for Homeless Prevention	Dollar Amount of Expenditures in Program Year		
	PY 2016	PY 2017	PY 2018
Expenditures for Rental Assistance	234,348	234,605	194,577
Expenditures for Housing Relocation & Stabilization Services - Financial Assistance	38,865	37,704	31,271
Expenditures for Housing Relocation & Stabilization Services - Services	59,057	58,651	48,644
Expenditures for Homelessness Prevention under Emergency Shelter Grants Program	86,631	87,977	72,966
Subtotal Homelessness Prevention	418,902	418,937	347,458

Table 18 – 11b. ESG Expenditures for Rapid Re-Housing

11b. ESG Expenditures for Rapid Re-Housing	Dollar Amount of Expenditures in Program Year		
	PY 2016	PY 2017	PY 2018
Expenditures for Rental Assistance	86,302	32,013	87,397
Expenditures for Housing Relocation & Stabilization Services - Financial Assistance	35,042	14,406	39,329
Expenditures for Housing Relocation & Stabilization Services - Services	140,337	32,013	87,397
Expenditures for Homelessness Prevention under Emergency Shelter Grants Program	191,149	81,633	222,862
Subtotal Homelessness Prevention	452,830	160,065	436,985

Table 19 – 11c. ESG Expenditures for Emergency Shelter

11c. ESG Expenditures for Emergency Shelter	Dollar Amount of Expenditures in Program Year		
	PY 2016	PY 2017	PY 2018
Essential Services	428,013	504,292	383,801
Operations	254,376	296,171	225,407
Renovation	-	-	-
Major Rehab	-	-	-
Conversion	-	-	-
Subtotal Emergency Shelter	682,389	800,463	609,208

Table 20 – 11d. Other Grant Expenditures

11d. Other Grant Expenditures	Dollar Amount of Expenditures in Program Year		
	PY 2016	PY 2017	PY 2018
Street Outreach	-	-	-
HMIS	63,006	118,147	79,200
Administration	76,145	247,480	70,915
Subtotal Other Grant Expenditures	139,151	365,627	150,115

Table 21 – 11e. Total Amount of Expended on ESG Activities

11e. Total ESG Grant Funds	Dollar Amount of Expenditures in Program Year		
	PY 2016	PY 2017	PY 2018
Total ESG Funds Expended	1,693,271	1,745,092	1,543,766

Table 22 – 11f. Match Source

11f. Match Source	Dollar Amount of Expenditures in Program Year		
	PY 2016	PY 2017	PY 2018
Total ESG Funds Expended			
Other Non-ESG HUD Funds	1,080,208	501,999	500,000
Other Federal Funds	-	-	-
State Government	89,698	-	-
Local Government	-	-	-
Private Funds	\$1,304,599	1,047,948	1,007,081
Other	-	-	-
Fees	-	-	-
Program Income	-	-	-
Total Match Amount	2,474,505	1,549,947	1,507,081

Table 23 – 11g. Total

11g. Total	Dollar Amount of Expenditures in Program Year		
	PY 2016	PY 2017	PY 2018
Total Amount of Funds Expended on ESG Activities	4,167,775.75	3,295,039	3,050,847

Appendix

Appendix # 1: Tables

HCDD Organizational Leadership Positions (CR35) 46

Multifamily and Homeless Housing Project Status Report (CR05)..... 47

Public Facilities and Improvements Ongoing Projects (CR05)..... 48

Public Facilities and Improvements Completed Projects (CR05) 49

Homeless Discharge Coordination Policy (CR25)..... 50

Minimum Property Standards (MPS) Summary of Inspection Issues Identified (CR50)..... 51

Multifamily Annual Compliance Review Summary (CR50)..... 52

Multifamily Rental Housing Minimum Property Standards Inspection Summary (CR50) 54

PR26 – CDBG Financial Summary Report (CR05)..... 57

CDBG Program Spending Summary (CR05) 58

HOME Program Spending Summary (CR05)..... 63

ESG/HESG Program Spending Summary (CR05)..... 64

HOPWA Program Spending Summary (CR05) 65

Revenue/Program Income Report – CDBG and Section 108 Programs (CR15) 68

Program Income Uses and Beneficiary Information – Summary (CR05/CR50) 69

Fair Housing Impediments/Actions Matrix (CR35) 70

PY 2018 CAPER Public Notice (CR40)..... 85

Substantial Amendments 86

HCDD Organizational Leadership Positions (CR35)

Name	Position	Division/Program Area(s)	Direct Reports
Tom McCasland	Director (EXE)	Director's Office	9
Keith W. Bynam	Deputy Director (EXE)	Operations & Compliance	7
VACANT	Assistant Director (EXE)	Disaster Recovery	4
VACANT	Assistant Director (EXE)	Single Family Home Repair (SHFR) & Economic Development	7
Derek Sellers	Assistant Director (EXE)	Planning and Grants Management	6
Ray Miller	Assistant Director (EXE)	Multifamily and Public Facilities	3
Sarah Labowitz	Assistant Director (EXE)	Policy and Communications	4
Melody Barr	Deputy Assistant Director (EXE)	Public Services	4
Ellen Eudy	Deputy Assistant Director (EXE)	Finance & Procurement	5
Ana Patino-Martinez	Deputy Assistant Director (EXE) - Acting	Public Facilities	4
Anderson Stoute	Deputy Assistant Director (EXE) - Acting	Single Family Home Repair (SHFR) & Economic Development	7
Roxanne Lawson	Division Manager (EXE)	Council Liaison and Facilities	3
Ryan Bibbs	Division Manager	Multifamily	7
Tywana Rhone	Division Manager	Finance - Procurement	3
Dean Carter	Division Manager	Operations & Compliance - Compliance & Monitoring	6
Piروز Farhoomand	Division Manager	Operations & Compliance - Compliance	3
Kimesha Sonnier	Division Manager	SFHR - New Home Development and Complete Communities	2
Stephen Skeete	Division Manager	SFHR - Operations & Systems Management	2
Angela Simon	Division Manager	Planning and Grants Management	4
Cedrick LaSane	Division Manager	Planning and Grants Management - Special Projects	1
Chrystal Boyce	Division Manager	Operations & Compliance - Portfolio Compliance, Section 3 & MWSBE	9
Krupa Desai	Division Manager	Finance	3
Brandi Sullivan	Division Manager	SFHR - Homebuyers Assistance Program	3
Wilson Mok	Division Manager	Finance	2
Jeffrey Swonke	Division Manager	SFHR - Construction	0

Multifamily and Homeless Housing Project Status Report (CR05)

SUMMARY Completed/In-Progress/New Multifamily Housing Projects							
Description	COH Restricted Units	Project Status	Total Units	Entitlement Funds	Total HCD Investment	Total Project Budget	Amount Leveraged
Entitlement-Funded Completed Projects During Program Year 2018	269	IDIS Complete	630	13,389,138	14,020,638	97,006,379	83,617,241
Entitlement-Funded Projects In-Progress During Program Year 2018	562	Ongoing In-Progress	1,074	25,079,971	34,163,329	184,450,007	159,370,036
Total	831		1,704	38,469,109	48,183,967	281,456,386	242,987,277
Other Funded Completed Projects During Program Year 2018	317	Completed	409	-	25,400,000	72,005,962	72,005,962
Other Funded In-Progress Projects During Program Year 2018	461	Ongoing In-Progress	822	-	32,300,000	139,297,408	139,297,408
Total	778		1,231	-	57,700,000	211,303,370	211,303,370
All Completed/In-Progress Projects for Program Year 2018	1,609		2,935	\$38,469,109	\$105,883,967	\$492,759,756	\$454,290,647

COMPLETED ENTITLEMENT-FUNDED																
Project Name	Project Type	Project Status	Project Funding Commitment	Funds Drawn					Tax Credit Equity	Other Funding	Total Project Budget	COH Restricted Units	TDHCA Restricted Units	Total Restricted Units	Total Units	504 Accessible
				HOME	CDBG	CDBG-DR	BONDS	TIRZ								
WATERCREST AT KINGWOOD	Seniors	IDIS Complete	3,200,000	3,200,000							20,315,128	28			174	13
8606 N. MAIN (INDEPENDENCE HEIGHTS)	Families	IDIS Complete	750,000		750,000				14,533,726	20,390,178	35,673,904	79	154	154	154	12
WOODLAND CHRISTIAN TOWER	SRO	IDIS Complete	3,452,905	3,452,905					5,002,297	6,714,258	15,169,460	38	127	127	127	10
NHH HARRISBURG	SRO	IDIS Complete	6,617,733	5,986,233			631,500		7,701,762	11,528,392	25,847,887	124	175	175	175	13
Total			\$14,020,638	\$12,639,138	\$750,000	\$0	\$631,500	\$0	\$27,237,785	\$38,632,828	\$97,006,379	269	456	456	630	48

IN-PROGRESS																
Project Name	Project Type	Project Status	Project Funding Commitment	Funds Allocated					Tax Credit Equity	Other Funding	Total Project Budget	COH Restricted Units	TDHCA Restricted Units	Total Restricted Units	Total Units	504 Accessible
				HOME	CDBG	CDBG-DR	BONDS	TIRZ								
Entitlement Funded																
4600 MAIN STREET/Light Rail Lots	SRO	Acquisition Complete	3,453,329	1,500,000	1,953,329				2,611,008	5,194,850	11,259,187	30	56	56	56	4
CLEME MANOR	Rehab	Construction Complete	4,260,000	1,260,000		3,000,000			14,998,500	18,159,449	37,417,949	284	284	284	284	21
SUNRISE ORCHARD	Families	Approved	3,500,000	3,500,000					2,639,730	3,393,973	9,533,703	28	52	52	52	5
NHH DALE CARNEGIE	SRO	Under Construction	8,500,000	7,400,000			1,100,000		14,248,575	7,607,469	30,356,044	51	170	170	170	13
CAMPANILE ON COMMERCE	Seniors	Under Construction	3,500,000	2,161,710				1,338,290	14,098,590	6,202,372	23,800,962	21	105	105	120	9
POINTE AT CRESTMONT	Families	Under Construction	5,000,000		3,404,932			1,595,068	12,600,506	15,838,425	33,438,931	98	192	192	192	14
FENIX ESTATES	Families	Under Construction	5,950,000	3,900,000				2,050,000	10,774,076	21,919,155	38,643,231	50	180	180	200	14
Entitlement Funded Total			\$34,163,329	\$19,721,710	\$5,358,261	\$3,000,000	\$1,100,000	\$4,983,358	\$71,970,985	\$78,315,693	\$184,450,007	562	1,039	1,039	1,074	80
Other Funded																
VILLAGE AT PALM CENTER	Families	Complete	15,300,000			15,300,000			8,221,758	17,287,004	40,808,762	200	222	222	222	17
NHH REED ROAD	Families	Complete	10,100,000				10,100,000		9,712,849	11,384,351	31,197,200	117	187	187	187	14
HARDY YARDS	Families	Under Construction	19,200,000			19,200,000			0	43,414,868	62,614,868	179	0	179	380	27
SOMERSET LOFTS	Families	Under Construction	6,000,000			6,000,000			14,248,575	7,665,883	27,914,458	62	120	120	120	9
PARK YELLOWSTONE	Families	Under Construction	4,600,000			4,600,000			8,504,720	17,033,410	30,138,130	108	210	210	210	16
CLEBURNE SENIOR LIVING CENTER	Seniors	Approved	2,500,000					2,500,000	6,375,451	9,754,501	18,629,952	112	112	112	112	9
Other Funded Total			\$57,700,000	\$0	\$0	\$34,500,000	\$10,100,000	\$2,500,000	\$47,063,353	\$72,086,223	\$134,620,830	778	851	1,030	1,231	58
Total Entitlement and Other Funded Projects			\$91,863,329	\$19,721,710	\$5,358,261	\$37,500,000	\$11,200,000	\$7,483,358	\$119,034,338	\$150,401,916	\$319,070,837	1,340	1,890	2,069	2,305	138

Community Housing Development Organizations (CHDO) Projects

Public Facilities and Improvements Ongoing Projects (CR05)

Project Name	Funding Source	Project Funding Amount	Total Project Budget	PY18 Expenditures	Expenditures To Date	PY18 Activity (Describe)	Status at 6/30/19
Neighborhood Facilities							
Bering Omega Community Services	CDBG	\$ 1,100,000.00	\$ 1,100,000.00		\$ 1,100,000.00	Construction is underway and will be ongoing	In Progress
Pro Vision Charter School	CDBG	\$ 2,800,000.00	\$ 5,765,770.00	\$ 418,764.00	\$ 2,800,000.00	Construction is underway, and expected to be complete in PY 2019	In Progress
Ser Jobs for Progress	CDBG	\$ 5,300,000.00	\$ 8,923,222.00	\$ 404,733.00	\$ 5,300,000.00	Construction is complete, and project will be closed in PY 2019	In Progress
The Women's Home	CDBG	\$ 1,630,000.00	\$ 9,452,762.00	\$ -	\$ 1,630,000.00	Construction is complete, and project will be closed in PY 2019	In Progress
Independence Heights Community Center	CDBG	\$ 169,000.00	\$ 169,000.00	\$ 48,344.00	\$ 48,344.00	Design Phase	In Progress
Swiney Community Center	CDBG	\$ 150,000.00	\$ 150,000.00	\$ 44,938.00	\$ 44,938.00	Design Phase	In Progress
Chinese Community Center	CDBG	\$ 1,500,000.00	\$ 6,016,320.00	\$ 362,376.00	\$ 1,500,000.00	Construction is complete, and final completion data will be reported in PY 2019.	In Progress
Recenter	TIRZ/Bonds	\$ 4,000,000.00	\$ 17,554,000.00			Construction is currently underway and expected to be complete in PY2019	In Progress
HEB	EDI/108	\$ 13,862,000.00	\$ 33,862,000.00		\$ 13,862,000.00	Construction is underway and is expected to be complete in PY2019	In Progress
Telo Market	CDBG	\$ 835,000.00	\$ 1,077,285.00			Bidding Phase	In Progress
Harmony House	TIRZ	\$ 1,992,263.00	\$ 4,338,803.00			Design is complete, and in permitting.	In Progress
Avenue Center	EDI/108	\$ 6,000,000.00	\$ 10,407,444.00			Construction is underway and is expected to be complete in PY2019	In Progress
Winzer Park	CDBG	TBD	\$ 1,612,200.00			Underwriting	
TXRX-East End Maker Hub	CDBG/108	\$ 23,689,335.00	\$ 32,691,862.00			Underwriting	In Progress
SWAT Projects (4A and 12A)	CDBG-DR	\$ 29,207,210.00	\$ 29,207,210.00	\$ 1,377,381.68	\$ 1,958,607.74	Design is currently underway.	In Progress
Voluntary Housing Buyout	CDBG-DR	\$ 10,660,000.00	\$ 10,660,000.00	\$ 1,336,497.00	\$ 2,236,237.00	Program is on-going.	In Progress
Open Ditch Projects-Nichols, West Coke and Gano	CDBG-DR	\$ 3,983,745.94	\$ 4,040,000.00	\$ 2,221,808.00	\$ 3,027,649.85	Under construction, COC expected Aug 2019	In Progress
Near Northside Infrastructure-Hernandez Tunnel	CDBG-DR	\$ 647,828.50	\$ 699,609.90	\$ 449,301.10	\$ 449,301.10	Construction complete as of 7/12/2019, pending final payment and release of retainage.	
Open Ditch Projects-Calhoun	CDBG-DR	\$ 4,315,031.59	\$ 4,540,000.00	\$ 1,782,073.00	\$ 2,993,589.35	Under construction	In Progress
Total Neighborhood Facilities		\$ 111,841,414.03	\$ 182,267,487.90	\$ 8,446,215.78	\$ 36,950,667.04		
SPARKS							
Hartsfield Elementary SPARK	CDBG	\$ 90,000.00	\$ 105,000.00	\$ 90,000.00	\$ 90,000.00	Construction is complete, closed in PY 2019.	In Progress
Lockhart Elementary SPARK	CDBG	\$ 90,000.00	\$ 105,000.00	\$ 90,000.00	\$ 90,000.00	Construction is complete, and project will be closed in PY 2019.	In Progress
Whidby SPARK	CDBG	\$ 150,000.00	\$ 170,000.00	\$ 51,033.00	\$ 51,033.00	Construction is underway and expected to be complete in PY2019	In Progress
Milne SPARK	CDBG	\$ 150,000.00	\$ 270,000.00	\$ 97,500.00	\$ 97,500.00	Construction is underway and expected to be complete in PY2019	In Progress
Total SPARKS		\$ 480,000.00	\$ 650,000.00	\$ 328,533.00	\$ 328,533.00		
PARKS							
Total Parks		\$ -	\$ -				
Total Public Facilities		\$ 112,321,414.03	\$ 182,917,487.90	\$ 8,774,748.78	\$ 37,279,200.04		

Public Facilities and Improvements Completed Projects (CR05)

Prior Program Year Public Facilities Projects
Completed During PY 2018

Project Name	Funding Source	PY18 Expenditures	Total Grant Funding	Expenditures to Date	PY18 Activity (Describe)
SPARK Park- Robinson	CDBG	\$ 98,500.00	\$ 98,500.00	\$ 98,500.00	Project is complete and has been closed in IDIS.
SPARK Park- Looscan	CDBG	\$ -	\$ 90,000.00	\$ 90,000.00	Project is complete and has been closed in IDIS.
SPARK Park- Bush	CDBG	\$ 150,000.00	\$ 150,000.00	\$ 150,000.00	Project is complete and has been closed in IDIS.
Ser Ninos Library	CDBG	\$ -	\$ 2,000,000.00	\$ 2,000,000.00	Project is complete and has been closed in IDIS.
Children's Assessment Center	CDBG	\$ 57,487.00	\$ 61,500.00	\$ 57,487.00	Project is complete and has been closed in IDIS.
Total Neighborhood Facilities		\$ 57,487.00	\$ 2,061,500.00	\$ 338,500.00	
Total SPARKS		\$ 248,500.00	\$ 338,500.00	\$ 2,057,487.00	
Total Parks		\$ -	\$ -	\$ -	
Total Public Facilities		\$ 305,987.00	\$ 2,400,000.00	\$ 2,395,987.00	

Homeless Discharge Coordination Policy (CR25)

PY 2018 CAPER

Foster Care

The Way Home Continuum of Care (CoC) TX:700 coordinates its efforts with Harris County Child Protective Services that developed policies and procedures to address youths who are aging out of foster care. The transition plan process, developed for consistent statewide use, begins within six months of discharge and identifies the needs and resources to support the youth's discharge. The methods for planning include Circles of Support (COS), Formal Transition Planning Meetings, Permanency Conferences, or a combination of all. Transition Planning is a team approach among youth, substitute care workers, Preparation for Adult Living (PAL) staff, case managers, care providers, and others involved with the youth. Further, the PHA added a Transition age youth preference and family unification program vouchers have been secured for use in the CoC. The Transition Plan addresses whether or not the youth has identified a safe and stable place to live after leaving foster care. Additionally, the CoC continues to work at the state level and in collaboration with TNOYS, HYN and THEO to promote advocacy for more comprehensive discharge planning for youth aging out of foster care. A foster care system representative was added to the CoC Steering Committee as an adjacent system representative beginning in 2020. A collaborative Youth Homeless Demonstration Program grant has been submitted to HUD in 2019 to further formalize discharge planning processes with the CoC.

Health Care

With the purpose of defining the process by which patients remain in a healthcare organization no longer than medically necessary and ensuring continued care, the CoC works with Harris Health and Healthcare for the Homeless, FQHCS, and MCOs and employs its discharge planning process that utilizes an interdisciplinary team structure. The process begins with the admitting nurse as the initiator of the planning process which starts with an assessment of patient needs. A discharge summary, which includes relevant referrals to community resources, is prepared for dissemination to the patient and their family, if appropriate. A representative from Harris Health will be added to the CoC Steering Committee in 2020.

Mental Health

The Way Home has an agreement with Harris Center to use its policies and procedures on consumer referral, transfer, and discharge. A consumer is discharged for a variety of reasons: 1) services cease to be developmentally, therapeutic, or legally appropriate; 2) request for discharge by the consumer/family/other responsible party; 3) consumer moves or dies; or 4) there is no contact with consumer for 90 days and reasonable attempts have been made to contact the consumer with no success. Harris Center will conduct a discharge planning conference with the treatment team and develop a discharge summary and appropriate follow along services, if requested. Within this process, Harris Center assesses housing factors and strives to discharge clients to a family member or the least restrictive environment that does not receive McKinney-Vento funds. Harris Center maintains representation on the CoC Steering Committee, which provides oversight to CoC policies and procedures.

Corrections

The Way Home continues the corrections discharge protocol in development with the Texas Department of Criminal Justice Community Justice Assistance Division (TDCJ). According to TDCJ representatives, contact information is obtained from incarcerated persons released from jail. TDCJ provides Community Justice Assistance Division policies and procedures for persons given community service sentences by the courts. These procedures provide for assessment and continued involvement from a Community Service Officer; the staff works with those incarcerated to locate appropriate housing and refer accordingly. This corrections category refers to local jails and state or federal prisons. The Harris County Criminal Justice Department has been added as an adjacent system representative to the CoC Steering Committee in 2019.

Minimum Property Standards (MPS) Summary of Inspection Issues Identified (CR50)

For the period of July 1, 2018 to June 30, 2019

Gulf Coast Arms Apartments

Inspected on 05/21/19

Contract No.: 4600011937 (CDBG/HOME)

No.	Exterior Findings	Type	Description	Location
1	Parking Area	Striping	Restripe areas of the parking lot that have deteriorated.	Entire Parking Lot
2	Property	Trash & Debris	Heavy concentration of trash & debris along property fence & on the property.	Northside of property by railroad tracks.
3	HVAC	Coolant lines	Replace deteriorated insulation on A/C coolant lines.	Entire Property
4	ADA Signage	ADA parking	Replace missing ADA parking signs.	Entire Parking Lot

Multifamily Annual Compliance Review Summary (CR50)

Project/Property	Funding	Review Date	# Of Findings	# Of Concerns	# Of Observations	Status of Findings	Reason Review Not Conducted
1414 Congress	HOME	2/7/2019	0	0	0	N/A	N/A
2100 Memorial	CDBG	N/A	0	0	0	N/A	Casualty Loss
2424 Sakowitz Apts.	HOME	3/28/2019	0	0	0	N/A	N/A
4415 Perry Street	HOME	4/9/2019	0	0	0	N/A	N/A
Allen Parkway Village	CDBG	11/29/2018	0	1	0	Closed on 11/29/2018	N/A
Avenue Terrace	HOME	8/16/2018	0	0	0	N/A	N/A
Belfort Plaza	CDBG	7/12/2018	1	0	0	Closed on 7/17/2018	N/A
Brays Crossing	HOME	4/30/2019	0	0	0	N/A	N/A
Britton Place Apts.	HOME	9/7/2018	0	0	0	N/A	N/A
Brompton Square Apts.	CDBG	3/19/2019	0	0	0	N/A	N/A
Canal Street Apts.	HOME	3/7/2019	0	0	0	N/A	N/A
Chelsea Sr. Community	HOME	3/14/2019	0	0	0	N/A	N/A
Cleme Manor	HOME	New Project	N/A	N/A	N/A	N/A	N/A
Commons of Grace Sr. Estates	HOME	6/6/2019	2	0	0	Closed on 06/19/2019	N/A
Corder Place Apts.	HOME/HOPW A	6/25/2019	0	0	0	N/A	N/A
Corinthian Village	HOME	10/9/2018	0	1	0	Closed on 10/09/2018	N/A
Cypress Creek at Reed Road	HOME	10/4/2018	0	0	0	N/A	N/A
Eastend Apts.	CDBG	1/8/2019	0	0	0	N/A	N/A
Fair Oak	HOME	12/6/2018	1	1	0	Open	
Floral Garden Apts.	HOME	1/15/2019	0	0	0	N/A	N/A
Garden City Apts.	HOME	6/7/2019	0	0	0	N/A	N/A
Goldberg Towers	CDBG	4/2/2019	0	0	0	N/A	N/A
Golden Bamboo Village I	HOME	9/4/2018	1	0	0	Closed on 09/05/2018	N/A
Golden Bamboo Village III	HOME	9/19/2018	1	0	0	Closed on 10/19/2018	N/A
Gulf Coast Arms	CDBG	5/21/2019	4	0	0	Awaiting contract amendment.	N/A
Hannah Project	HOME	8/8/2018	0	0	0	N/A	N/A
Hometowne on Belfort	HOME	8/28/2018	1	0	0	Closed on 9/06/2018	N/A
Hometowne on Wayside	HOME	9/11/2018	0	0	0	N/A	N/A
Homewood at Zion	HOME	10/16/2018	0	0	0	N/A	N/A
Houston Heights Tower	HOME/CDBG	2/21/2019	0	0	0	N/A	N/A
Independence Hall Apts.	CDBG	2/14/2019	0	0	0	N/A	N/A
Indendence Heights	HOME	New Project	N/A	N/A	N/A	N/A	New Project
Jadestone Apts.	CDBG/HOME	10/23/2018	0	0	0	N/A	N/A

Project/Property	Funding	Review Date	# Of Findings	# Of Concerns	# Of Observations	Status of Findings	Reason Review Not Conducted
Jane Cizik Garden Place	HOME	4/16/2019	0	0	0	N/A	N/A
Kingwood Senior Village Apts.	HOME	6/18/2019	0	0	0	N/A	N/A
La Estancia Apts.	CDBG	7/26/2018	0	0	0	N/A	N/A
Langwick Senior Residences	HOME	4/11/2019	0	0	0	N/A	N/A
Linda Vista	CDBG/DR	11/8/2018	3	0	0	Closed on 11/19/2018	N/A
Little York Villas Apts.	HOME	3/21/2019	0	0	0	N/A	N/A
Mariposa at Reed Road	HOME	6/13/2019	0	0	0	N/A	N/A
Northline Apartments	HOME	10/2/2018	0	0	0	N/A	N/A
Northline Point Apts.	CDBG	4/4/2019	2	0	0	Closed on 04/24/2019	N/A
Orchard at Garden Oaks	HOME	4/18/2019	0	0	0	N/A	N/A
Orchard Park at Willowbrook	HOME	9/20/2018	0	0	0	N/A	N/A
Premier on Woodfair	CDBG/DR	12/11/2018	0	0	0	N/A	N/A
Reserve at Bankside	CDBG/DR	6/20/2019	0	0	0	N/A	N/A
Rose of Sharon Manor II	CDBG/HOME	2/20/2019	0	0	0	N/A	N/A
Saint James Village Apts.	HOME	9/6/2018	1	0	0	Closed on 9/6/2018	N/A
Sandpiper / Vista Apts	HOME/CDBG	10/25/2018	3	0	0	Closed on 1/15/2019	N/A
Simmons Gardens Sr Citizen Housing	HOME	3/5/2019	0	0	0	N/A	N/A
South Acres Ranch II	HOME	1/29/2019	0	0	0	N/A	N/A
Sterling Court	HOME	9/25/2018	0	0	0	N/A	N/A
Sunflower Terrace Apts.	HOME	11/2/2018	0	0	0	N/A	N/A
The Men's Center	HOME	11/6/2018	0	1	0	Closed on 11/13/2018	N/A
Travis Street Plaza Apts.	HOME	5/6/2019	0	0	0	N/A	N/A
U.S. Vets at Midtown Terrace	CDBG/HOME	1/17/2019	0	0	0	N/A	N/A
Victory Apts.	CDBG/HOME	1/10/2019	0	0	0	N/A	N/A
Village of Hickory Glen	HOME	7/6/2018	0	0	0	N/A	N/A
Village of Zion Senior Apts.	HOME	8/14/2018	0	0	0	N/A	N/A
Village Park North Apts.	HOME	9/13/2018	0	0	0	N/A	N/A
Villas at Colt Run	HOME	4/25/2019	0	0	0	N/A	N/A
Vista Bonita/Villa Del Prado	CDBG	10/18/2018	0	0	0	N/A	N/A
W. Leo Daniels Towers	CDBG/HOME	8/30/2018	0	0	0	N/A	N/A
WALIPP Sr. Residences	HOME	5/15/2019	0	0	0	N/A	N/A
Watercrest at Kingwood	HOME	6/11/2019	0	0	0	N/A	N/A
Wheatly Manor	HOME	10/11/2018	0	0	0	N/A	N/A
Womens Home Phase II	HOME	10/30/2018	0	0	0	N/A	N/A


Multifamily Rental Housing Minimum Property Standards Inspection Summary (CR50)

No.	Affordable Rental Housing Properties	Funding	Insp.Date	Issues Detected	Status of Findings
Properties Inspected					
1	1414 Congress	HOME	2/7/2019	No Issues	N/A
2	2424 Sakowitz Apts.	HOME	3/28/2019	No Issues	N/A
3	4415 Perry Street	HOME	4/9/2019	No Issues	N/A
4	A Caring Safe Place	HOPWA	2/19/2019	No Issues	N/A
5	A Friendly Haven	HOPWA	8/9/2018	No Issues	N/A
6	Avenue Terrace Apts.(Irvington Court Apts.)	HOME	8/16/2018	No Issues	N/A
7	Bellfort Plaza Apts.	CDBG	7/12/2018	No Issues	N/A
8	Brays Crossing	HOME	4/30/2019	No Issues	N/A
9	Britton Place Apts.	HOME	9/7/2018	No Issues	N/A
10	Brompton Square Apts.	CDBG	3/19/2019	No Issues	N/A
11	Canal Street Apts.	HOME	3/7/2019	No Issues	N/A
12	Catalina Apts.	CDBG/DIDR	8/23/2018	No Issues	N/A
13	Chelsea Senior Community	HOME	3/14/2019	No Issues	N/A
14	Commons of Grace Sr.Apt.Homes	HOME	6/6/2019	No Issues	N/A
15	Corinthian Village Apts.	HOME	10/9/2018	No Issues	N/A
16	Corder Place Apts.	HOME/HOPWA	6/25/2019	No Issues	N/A
17	Cypress Creek at Reed Road Apts.	HOME	10/4/2018	No Issues	N/A
18	Eastend Apts.	CDBG	1/8/2019	No Issues	N/A
19	Floral Garden Apts.	HOME	1/15/2019	No Issues	N/A
20	Garden City Apts.	HOME	6/7/2019	No Issues	N/A
21	Goldberg B'nai B'rith Tower Apts.	CDBG	4/2/2019	No Issues	N/A
22	Golden Bamboo Village I	HOME	9/5/2018	No Issues	N/A
23	Golden Bamboo Village III	HOME	9/18/2018	No Issues	N/A
24	Gulf Coast Arms Apts.	HOME	5/21/2019	4 Findings	Findings were corrected on June 14, 2019.
25	Hannah Project (Row House CDC)	HOME	8/7/2018	No Issues	N/A
26	Help House	HOPWA	7/10/2018	No Issues	N/A

No.	Affordable Rental Housing Properties	Funding	Insp.Date	Issues Detected	Status of Findings
27	Hometowne on Belfort Apts.	HOME	8/28/2018	No Issues	N/A
28	Hometowne on Wayside Apts.	HOME	9/11/2018	No Issues	N/A
29	Homewood at Zion Apts.	HOME	10/16/2018	No Issues	N/A
30	Independence Hall Apts.	CDBG	2/14/2019	No Issues	N/A
31	Jackson Hinds Gardens	CDBG/TIRZ	-----	-----	Affordability period complete.
32	Jadestone Apts.(Camino Real Apts.)	CDBG/HOME	10/23/2018	No Issues	N/A
33	Jane Cizik Garden Place (Women's Home)	HOME	4/16/2019	No Issues	N/A
34	Jefferson House Apts. (La Estancia Apts.)	CDBG/TIRZ	7/17/2018	No Issues	N/A
35	Kingwood Sr.Village Apts.	HOME	6/18/2019	No Issues	N/A
36	La Casita Apts.	HOME	-----	-----	Affordability period complete.
37	Langwick Senior Residences	HOME	4/11/2019	No Issues	N/A
38	Linda Vista Apts.	CDBG/DIDR	11/8/2018	No Issues	N/A
39	Little York Villas Apts.	HOME	3/21/2019	No Issues	N/A
40	Lydia's Place	HOPWA	1/22/2019	No Issues	N/A
41	Mariposa at Reed Road Apts.	HOME	6/13/2019	No Issues	N/A
42	The Men's Center	HOME	11/6/2018	No Issues	N/A
43	Northline Apt. Homes	HOME	10/2/2019	No Issues	N/A
44	Northline Point Apts.	CDBG	4/4/2019	No Issues	N/A
45	Northline SRO	HOME	-----	-----	Affordability period complete.
46	Orchard @ Garden Oaks Apts.(Orchard at Oak Forest)	HOME	4/18/2019	No Issues	N/A
47	Orchard Park at Willowbrook	HOME	9/20/2018	No Issues	N/A
48	Pleasant Hill Village Apts.	CDBG	-----	-----	Affordability period complete.
49	Premier on Woodfair Apts.	CDBG/DIDR	12/11/2018	No Issues	N/A
50	Regency Walk Apts. & Sandpiper Apts.	CDBG/DIDR	10/25/2018	No Issues	N/A
51	Reserve at Bankside Apts.	CDBG/DIDR	6/20/2019	No Issues	N/A
52	Rose of Sharon Manor II (UpLift 4th Ward)	CDBG/HOME	1/20/2019	No Issues	N/A
53	Saint James Village Apts. (Chateau Village Apts.)	HOME	9/6/2018	No Issues	N/A
54	San Jacinto Place Apts.	HOPWA	2/12/2019	No Issues	N/A

No.	Affordable Rental Housing Properties	Funding	Insp.Date	Issues Detected	Status of Findings
55	Simmons Gardens Sr.Citizen Housing	HOME	3/5/2019	No Issues	N/A
56	South Acres Ranch II	HOME	1/29/2019	No Issues	N/A
57	Sterling Court Senior Residences	HOME	9/25/2018	No Issues	N/A
58	Sunflower Terrace Apts.	HOME	11/2/2018	No Issues	N/A
59	Travis Street Plaza Apts.	Home	5/6/2019	No Issues	N/A
60	U.S. Vets at Midtown Terrace	HOME/CDBG/BOND	1/17/2019	No Issues	N/A
61	Victory Apts.	CDBG/HOME	1/10/2019	No Issues	N/A
62	Village at Hickory Glen Apts.	Home	7/6/2018	No Issues	N/A
63	Village Park North Apts. (Ambassador North Apts.)	HOME	9/13/2018	No Issues	N/A
64	Villas at Colt Run Apts.	HOME	4/25/2019	No Issues	N/A
65	Villa del Prado Apt.Homes (Vista Bointa Apts.)	CDBG/DIDR	10/18/2018	No Issues	N/A
66	Volunteers of America	HOPWA	11/13/2018	No Issues	N/A
67	W. Leo Daniels Towers	CDBG/HOME	8/30/2018	No Issues	N/A
68	Watercrest at Kingwood Apts.	HOME	6/11/2019	No Issues	N/A
69	WALIPP Senior Residences	HOME	5/15/2019	No Issues	N/A
70	Wheatly Manor Apts. (Market Square Apts.)	HOME	10/11/2018	No Issues	N/A
71	Zion Village Senior Apts.	HOME	8/14/2018	No Issues	N/A

PR26 – CDBG Financial Summary Report (CR05)

	Office of Community Planning and Development	DATE: 08-09-19
	U.S. Department of Housing and Urban Development	TIME: 9:04
	Integrated Disbursement and Information System	PAGE: 1
	PR26 - CDBG Financial Summary Report	
	Program Year 2018 Houston, TX	

PART I: SUMMARY OF CDBG RESOURCES

01 UNEXPENDED CDBG FUNDS AT END OF PREVIOUS PROGRAMYEAR	25,964,901.07
02 ENTITLEMENT GRANT	23,946,316.00
03 SURPLUS URBAN RENEWAL	0.00
04 SECTION 108 GUARANTEED LOAN FUNDS	1,000.00
05 CURRENT YEAR PROGRAM INCOME	222,682.25
05a CURRENT YEAR SECTION 108 PROGRAM INCOME (FOR S1TYPE)	7,200,277.60
06 FUNDS RETURNED TO THE LINE-OF-CREDIT	0.00
06a FUNDS RETURNED TO THE LOCAL CDBG ACCOUNT	0.00
07 ADJUSTMENT TO COMPUTE TOTAL AVAILABLE	0.00
08 TOTAL AVAILABLE (SUM, LINES 01-07)	57,335,176.92

PART II: SUMMARY OF CDBG EXPENDITURES

09 DISBURSEMENTS OTHER THAN SECTION 108 REPAYMENTS AND PLANNING/ADMINISTRATION	22,524,117.26
10 ADJUSTMENT TO COMPUTE TOTAL AMOUNT SUBJECT TO LOW/MOD BENEFIT	775,629.57
11 AMOUNT SUBJECT TO LOW/MOD BENEFIT (LINE 09 + LINE 10)	23,299,746.83
12 DISBURSED IN IDIS FOR PLANNING/ADMINISTRATION	4,834,382.62
13 DISBURSED IN IDIS FOR SECTION 108 REPAYMENTS	60,739.67
14 ADJUSTMENT TO COMPUTE TOTAL EXPENDITURES	5,238,253.88
15 TOTAL EXPENDITURES (SUM, LINES 11-14)	33,433,123.00
16 UNEXPENDED BALANCE (LINE 08 - LINE 15)	23,902,053.92

PART III: LOWMOD BENEFIT THIS REPORTING PERIOD

17 EXPENDED FOR LOW/MOD HOUSING IN SPECIAL AREAS	0.00
18 EXPENDED FOR LOW/MOD MULTI-UNIT HOUSING	97,007.93
19 DISBURSED FOR OTHER LOW/MOD ACTIVITIES	22,427,109.33
20 ADJUSTMENT TO COMPUTE TOTAL LOW/MOD CREDIT	775,629.57
21 TOTAL LOW/MOD CREDIT (SUM, LINES 17-20)	23,299,746.83
22 PERCENT LOW/MOD CREDIT (LINE 21/LINE 11)	100.00%

LOW/MOD BENEFIT FOR MULTI-YEAR CERTIFICATIONS

23 PROGRAM YEARS(PY) COVERED IN CERTIFICATION	PY: 2016 PY: 2017 PY: 2018
24 CUMULATIVE NET EXPENDITURES SUBJECT TO LOW/MOD BENEFIT CALCULATION	59,319,509.08
25 CUMULATIVE EXPENDITURES BENEFITING LOW/MOD PERSONS	59,319,509.08
26 PERCENT BENEFIT TO LOW/MOD PERSONS (LINE 25/LINE 24)	100.00%

PART IV: PUBLIC SERVICE (PS) CAP CALCULATIONS

27 DISBURSED IN IDIS FOR PUBLIC SERVICES	95,339,271.33
28 PS UNLIQUIDATED OBLIGATIONS AT END OF CURRENT PROGRAM YEAR	95,339,271.33
29 PS UNLIQUIDATED OBLIGATIONS AT END OF PREVIOUS PROGRAM YEAR	2,886,591.75
30 ADJUSTMENT TO COMPUTE TOTAL PS OBLIGATIONS	56,025.87
31 TOTAL PS OBLIGATIONS (LINE 27 + LINE 28 - LINE 29 + LINE 30)	187,847,976.78
32 ENTITLEMENT GRANT	23,946,316.00
33 PRIOR YEAR PROGRAM INCOME	288,897.49
34 ADJUSTMENT TO COMPUTE TOTAL SUBJECT TO PS CAP	0.00
35 TOTAL SUBJECT TO PS CAP (SUM, LINES 32-34)	24,235,213.49
36 PERCENT FUNDS OBLIGATED FOR PS ACTIVITIES (LINE 31/LINE 35)	15.72%

PART V: PLANNING AND ADMINISTRATION (PA) CAP

37 DISBURSED IN IDIS FOR PLANNING/ADMINISTRATION	4,834,382.62
38 PA UNLIQUIDATED OBLIGATIONS AT END OF CURRENT PROGRAMYEAR	233,803.29
39 PA UNLIQUIDATED OBLIGATIONS AT END OF PREVIOUS PROGRAM YEAR	229,866.41
40 ADJUSTMENT TO COMPUTE TOTAL PA OBLIGATIONS	0.00
41 TOTAL PA OBLIGATIONS (LINE 37 + LINE 38 - LINE 39 +LINE 40)	4,838,319.50
42 ENTITLEMENT GRANT	23,946,316.00
43 CURRENT YEAR PROGRAM INCOME	7,422,959.85
44 ADJUSTMENT TO COMPUTE TOTAL SUBJECT TO PA CAP	0.00
45 TOTAL SUBJECT TO PA CAP (SUM, LINES 42-44)	31,369,275.85
46 PERCENT FUNDS OBLIGATED FOR PA ACTIVITIES (LINE 41/LINE 45)	15.42%

LINE 17 DETAIL: ACTIVITIES TO CONSIDER IN DETERMINING THE AMOUNT TO ENTER ON LINE 17
Report returned no data.

LINE 18 DETAIL: ACTIVITIES TO CONSIDER IN DETERMINING THE AMOUNT TO ENTER ON LINE 18

CDBG Program Spending Summary (CR05)

PROJECT DESCRIPTION	IDIS #	PY 2018 SAP BUDGET	PY 2018 SAP ACTUAL	PY 2018 IDIS DRAWS
Public Facilities				
Bering Omega Community Services	11367	-	-	7,088.11
SPARKS - Robinson Elementary	11687	-	-	13,231.09
SPARKS -Looscan Elementary	11806	-	-	1,397.52
SPARKS - Hartsfield Elementary	11809	-	-	45,398.27
PRI-Ser Jobs	11836	-	404,732.84	691,698.31
PRI-Pro-Vision	11837	-	418,763.71	523,613.30
PRI-CHINESE COMMUNITY CTR	11888	-	362,375.78	464,909.76
SER-Ninos Charter School Library	11894	-	-	38,952.56
The Women's Home WholeLife Service Center	11899	-	-	210,785.75
SPARKS - Bush Elementary	11915	-	-	11,280.24
PRI-Children's Assessment Cntr	12040	-	57,487.00	108,328.14
SPK-Lockhart Elementary	12045	-	90,000.00	132,185.08
PBF-MILNE ELEMENTARY	12046	-	97,500.00	147,644.36
PBF-WHIDBY ELEMENTARY	12047	-	51,033.00	100,597.72
Independence Heights Community Center	12092	-	-	69,712.47
PRK-SWINEY COMMUNITY CTR	12093	-	44,937.65	92,033.63
CDBG-PRJ PUBLIC FACILITIES	MULTI HUD#	-	10,336.81	-
CDBG-PRJ PUBLIC FACILITIES	MULTI HUD#	-	141,212.00	-
CDBG-PRJ PUBLIC FACILITIES	MULTI HUD#	-	366,004.45	-
CDBG-PRJ-Public Facilities	MULTI HUD#	310,645.00	-	-
CDBG-PRJ PUBLIC FACILITIES	MULTI HUD#	0.00	285,910.85	-
CDBG-PRJ SF HOUSING	MULTI HUD#	1,300,000.00	-	-
Total Public Facilities		1,610,645.00	2,330,294.09	2,658,856.31
Public Services				
PSH-Village Learning	11868	-	1,697.68	1,697.68
PBS-CAPITAL IDEA	11874	-	1,533.24	1,533.24
PBS-MENS CENTER DBA RECENTER	11876	-	6,749.96	6,749.96
PBS-MAYOR'S AFTER SCHOOL	11928	-	(4,688.96)	-
PBS-MENTAL HEALTH SERVICES	11994	-	(1,175.85)	48,422.32
PBS-MOBILE LIBRARY	12021	-	66,558.54	66,558.54
PBS-AFTER SCHOOL ACHEIVMENT	12048	-	207,194.22	207,194.22
PBS-HEART	12055	-	145,927.55	145,927.55
PBS-HEALTHCARE FOR HOMELESS	12058	-	97,514.64	97,514.64
PBS-MENS CENTER DBA RECENTER	12060	-	61,076.16	61,076.16
PBS-ELDERLY SERVICES	12062	-	10,310.85	10,310.85
PBS-WOMENS HOME	12063	-	60,673.96	60,673.96
PBS-VILLAGE LEARNING	12064	-	131,694.60	131,694.60
PBS-CCC-ESN & SUPPORT SVC	12069	-	460,360.77	460,360.77
PBS CHILD CARE COUNCIL JUVENIL	12070	-	332,108.09	332,108.09
PBS-SALVATION ARMY	12072	-	105,204.44	96,019.11
PBS CHILD CARE PROGRAM	12076	-	321,871.11	321,871.11
PBS-CHRONIC DISEASE (FY18)	12077	-	56,235.49	56,235.49
PBS-RE-ENTRY	12083	-	10,380.91	10,380.91
PBS-HIV/AIDS EDUCATION	12084	-	41,525.74	41,525.74
PBS-MENTAL HEALTH SERVICES	12085	-	116,843.63	116,843.63
PBS-CAPITAL IDEA (FY18)	12102	-	170,097.45	192,422.06
HHS-HOUSTON HOUSING AUTHORITY	12143	-	46,927.02	51,849.90
PBS-Youth Enrichment	12197	-	98,321.27	98,321.27
PBS-MOBILE LIBRARY	12199	-	44,662.50	44,662.50
PBS-HEALTHCARE FOR HOMELESS	12243	170,000.00	38,085.73	52,545.93
PBS-HEART	12244	76,619.64	-	-
PBS-HEART	12245	-	9,760.82	59,757.39
PBS-ELDERLY SERVICES	12278	390,364.05	243,057.65	130,116.14
PBS- HIV/AIDS EDUCATION PROG	12279	193,537.96	122,853.94	111,310.20

PROJECT DESCRIPTION	IDIS #	PY 2018 SAP BUDGET	PY 2018 SAP ACTUAL	PY 2018 IDIS DRAWS
PBS- MENTAL HEALTH SERVICES	12280	196,600.00	76,557.60	43,810.80
PBS-THE WOMAN'S HOME	12286	150,000.00	24,540.00	24,540.00
PBS-VILLAGE LEARNING CENTER	12291	106,995.06		
PBS-BUCKNER CHILDREN & FAM SVC	12301	100,000.00	14,322.37	14,322.37
PBS- MENS CENTER DBA RECENTER	12304	130,000.00	5,347.05	12,933.89
PBS-CHRONIC DISEASE PREVENTION	12270	104,198.00	18,501.30	18,501.30
PBS-RE-ENTRY	12273	98,300.00	37,830.31	37,830.31
PBS-CHILD CARE COUNCIL JUVENIL	12360	360,000.00	24,257.39	44,925.11
PBS-CHILD CARE PROGRAM	12361	360,000.00	9,506.16	29,321.48
PBS-CCC-ESN & SUPPORT SVCS	12362	500,000.00	133,335.77	147,101.32
Public Services Unallocated 2018	UNA	879,182.29	-	-
PBS-CAPITAL IDEA	WAITING HUD#	200,000.00	-	-
PBS-VILLAGE LEARNING CENTER	WAITING HUD#	-	14,518.84	-
Total Public Services		4,015,797.00	3,362,079.94	3,388,970.54
Single Family Housing				
Homebuyer Assistance 2016	12132	-	25,000.00	25,000.00
Homebuyer Assistance 2016	12135	-	15,000.00	15,000.00
Homebuyer Assistance 2016	12136	-	25,000.00	25,000.00
Homebuyer Assistance 2016	12137	-	15,000.00	15,000.00
Homebuyer Assistance 2016	12138	-	15,000.00	15,000.00
Homebuyer Assistance 2016	12139	-	15,000.00	15,000.00
Homebuyer Assistance 2016	12141	-	7,225.00	7,225.00
Homebuyer Assistance 2016	12142	-	25,000.00	25,000.00
Homebuyer Assistance 2016	12159	-	15,000.00	15,000.00
Homebuyer Assistance 2016	12160	-	25,000.00	25,000.00
Homebuyer Assistance 2016	12166	-	15,000.00	15,000.00
Homebuyer Assistance 2016	12167	-	25,000.00	25,000.00
Homebuyer Assistance 2016	12168	-	25,000.00	25,000.00
Homebuyer Assistance 2016	12169	-	25,000.00	25,000.00
Homebuyer Assistance 2016	12172	-	5,820.00	5,820.00
Homebuyer Assistance 2016	12175	-	25,000.00	25,000.00
Homebuyer Assistance 2016	12178	-	25,000.00	25,000.00
Homebuyer Assistance 2016	12179	-	25,000.00	25,000.00
Homebuyer Assistance 2016	12180	-	25,000.00	25,000.00
Homebuyer Assistance 2016	12181	-	15,000.00	15,000.00
Homebuyer Assistance 2016	12182	-	25,000.00	25,000.00
Homebuyer Assistance 2016	12183	-	15,000.00	15,000.00
Homebuyer Assistance 2016	12184	-	25,000.00	25,000.00
Homebuyer Assistance 2016	12185	-	25,000.00	25,000.00
Homebuyer Assistance 2016	12186	-	25,000.00	25,000.00
Homebuyer Assistance 2016	12187	-	25,000.00	25,000.00
Homebuyer Assistance 2016	12188	-	25,000.00	25,000.00
Homebuyer Assistance 2016	12192	-	25,000.00	25,000.00
Homebuyer Assistance 2016	12193	-	25,000.00	25,000.00
Homebuyer Assistance 2016	12194	-	15,000.00	15,000.00
Homebuyer Assistance 2016	12195	-	25,000.00	25,000.00
Homebuyer Assistance 2016	12200	-	25,000.00	25,000.00
Homebuyer Assistance 2016	12201	-	25,000.00	25,000.00
Homebuyer Assistance 2016	12206	-	25,000.00	25,000.00
Homebuyer Assistance 2016	12207	-	15,000.00	15,000.00
Homebuyer Assistance 2016	12208	-	25,000.00	25,000.00
Home Buyer Assistance 2016	12209	-	30,000.00	30,000.00
Homebuyer Assistance 2016	12210	-	25,000.00	25,000.00
Homebuyer Assistance 2016	12211	-	11,662.98	11,662.98
Homebuyer Assistance 2016	12218	-	15,288.00	15,288.00
Homebuyer Assistance 2016	12219	-	17,600.00	17,600.00
Homebuyer Assistance 2016	12221	-	15,000.00	15,000.00

PROJECT DESCRIPTION	IDIS #	PY 2018 SAP BUDGET	PY 2018 SAP ACTUAL	PY 2018 IDIS DRAWS
Homebuyer Assistance 2016	12223	-	25,000.00	25,000.00
Homebuyer Assistance 2016	12226	-	25,000.00	25,000.00
Homebuyer Assistance 2016	12232	-	15,000.00	15,000.00
Home Buyer Assistance 2016	12239	-	30,000.00	30,000.00
Home Buyer Assistance 2016	12241	-	30,000.00	30,000.00
Home Buyer Assistance 2016	12254	-	30,000.00	30,000.00
Homebuyer Assistance 2016	12267	-	25,000.00	25,000.00
Home Buyer Assistance 2017	12217	-	30,000.00	30,000.00
Home Buyer Assistance 2017	12212	-	30,000.00	30,000.00
Home Buyer Assistance 2017	12213	-	30,000.00	30,000.00
Home Buyer Assistance 2017	12214	-	30,000.00	30,000.00
Home Buyer Assistance 2017	12220	-	30,000.00	30,000.00
Home Buyer Assistance 2017	12224	-	30,000.00	30,000.00
Homebuyer Assistance 2017	12227	-	18,337.02	18,337.02
Home Buyer Assistance 2017	12228	-	30,000.00	30,000.00
Home Buyer Assistance 2017	12229	-	30,000.00	30,000.00
Home Buyer Assistance 2017	12230	-	30,000.00	30,000.00
Homebuyer Assistance 2017	12231	-	16,000.00	16,000.00
Home Buyer Assistance 2017	12234	-	30,000.00	30,000.00
Homebuyer Assistance 2017	12235	-	11,461.96	11,461.96
Home Buyer Assistance 2017	12236	-	30,000.00	30,000.00
Home Buyer Assistance 2017	12237	-	30,000.00	30,000.00
Home Buyer Assistance 2017	12238	-	30,000.00	30,000.00
Home Buyer Assistance 2017	12242	-	30,000.00	30,000.00
Home Buyer Assistance 2017	12255	-	30,000.00	30,000.00
Home Buyer Assistance 2017	12258	-	30,000.00	30,000.00
Homebuyer Assistance 2017	12259	-	24,269.02	24,269.02
Single Family Home Repair 2018	12259	1,442,400.00	5,730.98	5,730.98
Homebuyer Assistance 2018	12240	-	18,538.04	18,538.04
Home Buyer Assistance 2018	12256	-	30,000.00	30,000.00
Homebuyer Assistance 2018	12260	-	5,284.00	5,284.00
Home Buyer Assistance 2018	12262	-	30,000.00	30,000.00
Homebuyer Assistance 2018	12268	-	18,244.40	18,244.40
Home Buyer Assistance 2018	12269	-	30,000.00	30,000.00
Home Buyer Assistance 2018	12271	-	30,000.00	30,000.00
Home Buyer Assistance 2018	12272	-	30,000.00	30,000.00
Home Buyer Assistance 2018	12281	-	30,000.00	30,000.00
Home Buyer Assistance 2018	12282	-	30,000.00	30,000.00
Home Buyer Assistance 2018	12283	-	30,000.00	30,000.00
Homebuyer Assistance 2018	12292	-	3,801.06	3,801.06
Home Buyer Assistance 2018	12293	-	30,000.00	30,000.00
Home Buyer Assistance 2018	12300	-	30,000.00	30,000.00
Home Buyer Assistance 2018	12329	-	30,000.00	30,000.00
Home Buyer Assistance 2018	12330	-	30,000.00	30,000.00
Home Buyer Assistance 2018	12331	-	30,000.00	30,000.00
Home Buyer Assistance 2018	12332	-	30,000.00	30,000.00
Home Buyer Assistance 2018	12333	-	30,000.00	30,000.00
Home Buyer Assistance 2018	12334	-	30,000.00	30,000.00
Home Buyer Assistance 2018	12336	-	30,000.00	30,000.00
Home Buyer Assistance 2018	12302	-	30,000.00	30,000.00
Home Buyer Assistance 2018	12305	-	30,000.00	30,000.00
Home Buyer Assistance 2018	12306	-	30,000.00	30,000.00
Home Buyer Assistance 2018	12307	-	30,000.00	30,000.00
Home Buyer Assistance 2018	12308	-	30,000.00	30,000.00
Home Buyer Assistance 2018	12309	-	30,000.00	30,000.00
Home Buyer Assistance 2018	12310	-	30,000.00	30,000.00
Home Buyer Assistance 2018	12311	-	30,000.00	30,000.00

PROJECT DESCRIPTION	IDIS #	PY 2018 SAP BUDGET	PY 2018 SAP ACTUAL	PY 2018 IDIS DRAWS
Home Buyer Assistance 2018	12312	-	30,000.00	30,000.00
Home Buyer Assistance 2018	12318	-	30,000.00	30,000.00
Home Buyer Assistance 2018	12319	-	30,000.00	30,000.00
Home Buyer Assistance 2018	12323	-	30,000.00	30,000.00
Homebuyer Assistance 2018	12324	-	22,857.00	22,857.00
Home Buyer Assistance 2018	12325	-	30,000.00	30,000.00
Home Buyer Assistance 2018	12364	-	30,000.00	30,000.00
Home Buyer Assistance 2018	Waiting for HUD#	-	30,000.00	-
Home Buyer Assistance 2018	Waiting for HUD#	-	30,000.00	-
Home Buyer Assistance 2018	Waiting for HUD#	-	30,000.00	-
Home Buyer Assistance 2018	Waiting for HUD#	-	30,000.00	-
Home Buyer Assistance 2018	Waiting for HUD#	-	30,000.00	-
Home Buyer Assistance 2018	Waiting for HUD#	-	30,000.00	-
Home Buyer Assistance 2018	Waiting for HUD#	-	30,000.00	-
Home Buyer Assistance 2018	Waiting for HUD#	-	30,000.00	-
Home Buyer Assistance 2018	Waiting for HUD#	-	30,000.00	-
Home Buyer Assistance 2018	Waiting for HUD#	-	30,000.00	-
Home Buyer Assistance 2018	Waiting for HUD#	-	30,000.00	-
Home Buyer Assistance 2018	Waiting for HUD#	-	30,000.00	-
Home Buyer Assistance 2018	Waiting for HUD#	-	30,000.00	-
Home Buyer Assistance 2018	Waiting for HUD#	-	30,000.00	-
Home Buyer Assistance 2018	Waiting for HUD#	-	30,000.00	-
Single Family Down Payment Project Delivery 2016	11941	-	(11,448.66)	-
Single Family Down Payment Project Delivery 2017	12086	-	356,593.05	351,155.89
Single Family Down Payment Project Delivery 2018	12299	100,000.00	25,318.22	57,905.53
Total Down Payment Assistance		1,542,400.00	3,402,582.07	3,021,180.88
Single Family Home Repair Contract Pool 2015	12024		5,194,836.95	4,913,902.89
Single Family Home Repair Contract Pool 2016	12022		1,200,560.90	1,101,490.53
Single Family Home Repair Contract Pool 2017	12023		1,560,607.14	1,560,748.93
Single Family Home Repair Contract Pool 2018	12249	6,867,162.00	274,410.93	272,908.13
Single Family Home Repair Project Delivery 2013	12253		252,065.98	252,065.98
Single Family Home Repair Project Delivery 2015	12250		10,792.46	10,792.46
Single Family Home Repair Project Delivery 2016	12252		39,300.14	39,300.14
Single Family Home Repair Project Delivery 2018	12251	1,855,219.00	1,674,554.75	1,593,943.06
Total SF Home Repairs		8,722,381.00	10,207,129.25	9,745,152.12
Total Single Family Housing		10,264,781.00	13,609,711.32	12,766,333.00
Multi-Family Housing				
4600 Main	11397	-	2,477.50	31,709.00
Independence Heights	11785	-	-	19,864.45
Pleasant Hill	11829	-	-	77,143.48
PRJ TIRZ Multi-Family 2015	MULTI HUD#	-	(461.05)	-
PRJ TIRZ Multi-Family 2016	MULTI HUD#	-	(10,144.01)	-
PRJ TIRZ Multi-Family 2017	MULTI HUD#	-	(52,194.91)	-
Project Delivery Multi-Family 2018	MULTI HUD#	205,000.00	259,436.94	-
Total Multi-Family Housing		205,000.00	199,114.47	128,716.93
Lead-Based Paint				
Lead-Based Paint	11832	-	186,850.69	243,645.60
Lead-Based Paint Match	12261	-	117,673.73	133,822.80
Total Lead-Based Paint		0.00	304,524.42	377,468.40
Blight Clearance				
Title Search 2017	12071	-	(149,992.52)	0.10
Title Search Project Delivery 2017	12103/12320	-	196,203.00	169,314.01
Title Search 2018	12298	188,180.00	292,412.66	188,180.00
Code Enforcement Year 2017	12057	-	2,535.21	0
Code Enforcement Year 2018	12225	2,420,650.00	2,523,048.94	2,420,650.00
Code Enforcement Project Delivery Year 2018	12233	247,000.00	186,799.25	197,650.24
Total Blight Clearance		2,855,830.00	3,051,006.54	2,975,794.35
Economic Development				

PROJECT DESCRIPTION	IDIS #	PY 2018 SAP BUDGET	PY 2018 SAP ACTUAL	PY 2018 IDIS DRAWS
SECT108	12044	-	32,757.86	60,739.67
EDI	12296	-	254,126.78	1,000.00
Houston Furniture Bank	11853	-	-	1,660.56
HEB	12081	-	26,876.49	26,130.25
HEB	12082	-	29,931.48	38,551.56
PRJ Economic Development Year 2018	12257	205,000.00	160,063.11	168,979.12
Total Economic Development		205,000.00	503,755.72	297,061.16
Administrative Costs				
Legal Admin Program Year 2017	12029	-	13,651.84	4,742.91
Legal Admin Program Year 2018	12297	424,380.00	294,359.34	294,359.34
Total Legal Dept		424,380.00	308,011.18	299,102.25
Finance Admin Program Year 2017	12018	-	1,508.42	202.57
Finance Admin Program Year 2018	12222	77,420.00	77,667.73	77,257.17
Total Finance Dept		77,420.00	79,176.15	77,459.74
Admin Program Year 2015	11796	-	(186,217.94)	-
Admin Program Year 2016	11890	-	40,309.74	47,929.11
Admin Program Year 2017	12005	-	(1,027,646.62)	129,768.46
Admin Program Year 2018	12173	4,007,463.00	10,619,813.35	4,007,463.00
Total Housing Dept		4,007,463.00	9,446,258.53	4,185,160.57
Coalition For Homeless Year 2017	12087	-	84,281.04	84,281.04
Coalition For Homeless Year 2018	12294	90,951.96	3,963.67	8,652.01
Coalition For Homeless Year 2018	12295	-	34,361.24	39,048.04
Coalition For Homeless Year 2018	UNA	39,048.04	-	-
Total Coalition for Homeless Planning		130,000.00	122,605.95	131,981.09
Fair Housing Program Year 2015	11826	-	1,723.13	1,723.13
Fair Housing Program Year 2017	12006	-	9,727.83	9,523.31
Fair Housing Program Year 2018	12176	150,000.00	105,133.73	129,432.53
Total Fair Housing		150,000.00	116,584.69	140,678.97
Total Administration		4,789,263.00	10,072,636.50	4,834,382.62
Total CDBG		23,946,316.00	33,433,123.00	27,427,583.31

HOME Program Spending Summary (CR05)

PROJECT DESCRIPTION	PROJECT TYPE	IDIS #	PY2018 SAP BUDGET	PY2018 SAP ACTUAL	PY2018 IDIS DRAWS
Program Administration					
Program Administration	Administration	9170	-	75,311.40	75,311.40
HOME ADMIN	Administration	11179	-	17,030.27	17,030.27
HCD-ADM-HOME Program Admin	Administration	11679	-	(407,065.53)	-
HOME-PROGRAM ADMIN	Administration	11891	-	11,908.53	11,908.53
HOME-ADM	Administration	12007	-	273,881.61	238,041.61
Home-Program Admin	Administration	12174	981,060.00	1,087,685.40	981,060.30
TOTAL PROGRAM ADMINISTRATION			981,060.00	1,058,751.68	1,323,352.11
Houston Housing Authority					
TBR-HOUSTON HOUSING AUTHORITY	Houston Housing Authority	12140	-	1,948,149.39	2,601,594.64
TBR-HOUSTON HOUSING AUTHORITY	Houston Housing Authority	12140	-	437,529.14	-
TOTAL HOUSTON HOUSING AUTHORITY			-	2,385,678.53	2,601,594.64
Multifamily Projects					
MFV-Woodland Christian	Multifamily Project	11778	-	45,441.90	443,052.42
MFT-FENIX ESTATES	Multifamily Project	11965	-	9.00	504,108.72
MFT-FENIX ESTATES	Multifamily Project	11965	-	52,217.81	-
MFT-FENIX Estates	Multifamily Project	11965	-	12,299.01	-
MFT-FENIX Estates	Multifamily Project	11965	-	55,098.48	-
MFT-FENIX Estates	Multifamily Project	11965	-	315,852.03	-
MFT-FENIX Estates	Multifamily Project	11965	-	2,828,275.89	-
MFR-FENIX ESTATES	Multifamily Project	11965	-	(4,785.24)	-
MFR-FENIX ESTATES	Multifamily Project	11965	-	(2,961,845.98)	-
MFR-NHH DALE CARNEGIE	Multifamily Project	12196	-	-	4,947,015.77
MFR-NHH DALE CARNEGIE	Multifamily Project	12196	-	1,366.55	-
MFR-NHH DALE CARNEGIE	Multifamily Project	12196	-	108,209.47	-
MFR-NHH DALE CARNEGIE	Multifamily Project	12196	-	100,000.00	-
MFR-NHH DALE CARNEGIE	Multifamily Project	12196	-	5,801.97	-
MFR-NHH DALE CARNEGIE	Multifamily Project	12196	-	182,956.27	-
MFR-NHH DALE CARNEGIE	Multifamily Project	12196	-	1,008,979.96	-
MFR-NHH DALE CARNEGIE	Multifamily Project	12196	-	1,322,643.74	-
MFR-NHH DALE CARNEGIE	Multifamily Project	12196	-	66,937.54	-
MFR-NHH DALE CARNEGIE	Multifamily Project	12196	-	665,045.35	-
MFR-NHH DALE CARNEGIE	Multifamily Project	12196	-	1,681,467.12	-
MFR-NHH DALE CARNEGIE	Multifamily Project	12196	-	-	-
MFR-NHH DALE CARNEGIE	Multifamily Project	12196	-	117,763.33	-
MFR-NHH DALE CARNEGIE	Multifamily Project	12196	-	112,523.20	-
MFR-CAMPANILE ON COMMERCE	Multifamily Project	12202	-	975,517.75	2,055,595.68
MFR-CAMPANILE ON COMMERCE	Multifamily Project	12202	-	970,021.25	-
MFR-CAMPANILE ON COMMERCE	Multifamily Project	12202	-	216,171.00	-
UNA-M/F DEVELOPMENT/RELOC.ASST	Unallocated Multi Family Development Program	UNA	6,276,261.00	-	-
TOTAL MULTIFAMILY PROJECTS			6,276,261.00	7,877,967.40	7,949,772.59
Multifamily Project Delivery					
HOME PRJ-MF-Housing	Multifamily Project Delivery	MULTI HUD#	-	(114,537.91)	-
HOME-PRJ MF HOUSING	Multifamily Project Delivery	MULTI HUD#	-	119,492.21	-
HOME-PRJ MF HOUSING	Multifamily Project Delivery	MULTI HUD#	-	86,975.25	-
HOME-PRJ MF HOUSING	Multifamily Project Delivery	MULTI HUD#	800,000.00	316,588.66	-
Home-PRJ SF Housing	Multifamily Project Delivery	Waiting on HUD#	267,450.00	52,795.97	-
TOTAL MULTIFAMILY PROJECT DELIVERY			1,067,450.00	461,314.18	-
Single-Family					
HOME-PRJ SFHR PERMIT ACTIVITIE	Single Family Repair Permit Project Activities	Waiting on HUD#	25,000.00	-	-
UNA-S/F HOUSING DEVELOPMENT	Unallocated Single Family CHDO Set Aside	UNA	1,460,832.00	-	-
Total Single-Family			1,485,832.00	-	-
HOME PROGRAM YEAR 2018 GRAND TOTAL			18,135,374.00	23,567,423.58	23,749,438.68

ESG/HESG Program Spending Summary (CR05)

PROJECT DESCRIPTION	PROJECT TYPE	IDIS #	SAP BUDGET	PY2018 SAP INVOICE	PY2018 IDIS DRAWS	SAP BALANCE
HESG-ADMIN	Administration	12008	-	78,577.00	12,859.58	91,436.58
HESG-CCC-ADMIN	Sponsor Administration	12008	-	70,915.00		70,915.00
RRH-CCC-RAPID REHOUSING	RAPID RE-HOUSING	12059	-	499,129.74	481,458.98	980,588.72
HPV-CCC-HOMELESS PREVENTION	PREVENTION	12066	-	393,894.23	393,894.23	787,788.46
ESN-CCC-EMERGENCY SHELTER	SHELTER	12067	-	665,816.85	65,816.85	1,331,633.70
HMS-COALITION FOR HOMELESS	DATA COLLECTION	12080	-	74,796.29	74,796.29	149,592.58
HESG-ADM7	Administration	12198	80,000.00	76,612.23	71,008.87	227,621.10
HESG-CCC-ADMIN	Sponsor Administration	12198	67,674.00	-	-	67,674.00
RRH-CCC RAPID REHOUSING	RAPID RE-HOUSING	12290	74,432.38	-	-	74,432.38
RRH-Coalition for the Homeless	RAPID RE-HOUSING	12290	537,772.07	-	-	537,772.07
RRH-CCC-RAPID REHOUSING	RAPID RE-HOUSING	12290	79,907.55	-	-	79,907.55
HPV-CCC-HOMELESS PREVENTION	PREVENTION	12355	395,000.00	-	-	395,000.00
ESN-CCC-EMERGENCY SHELTER	SHELTER	12356	647,212.50	-	-	647,212.50
HMS-COALITION FOR THE HOMELESS	HMIS	12363	79,200.00	-	-	79,200.00
UNA-EMERGENCY SHELTER	Unallocated Emergency Shelter	UNA	7,787.50	-	-	7,787.50
UNA-RAPID REHOUSING	Unallocated Rapid Rehousing	UNA	10.00	-	-	10.00
HESG PROGRAM YEAR 2018 GRAND TOTAL			1,968,996.00	1,859,741.34	1,699,834.80	5,528,572.14

HOPWA Program Spending Summary (CR05)

PROJECT DESCRIPTION	PROJECT TYPE	HUD #	PY2018 SAP BUDGET	PY2018 SAP ACTUAL	PY2018 IDIS DRAWS
HOPWA-GRANTEE ADMIN	Administration	11893	-	289,185.00	-
RMU-MONTROSE CENTER	Short Term Rent Mortgage Utility	11957	-	507,416.68	507,416.68
TBR-MONTROSE CENTER	Tenant Based Rental Assistance	11960	-	628,460.42	613,548.73
HSS-Houston Help	Support Services	11961	-	179,130.77	176,950.52
HOP-Houston Help	Operating Costs	11962	-	471,329.00	413,627.79
HSS-MONTROSE CENTER	Support Services	11963	-	180,559.24	180,559.24
PHP-MONTROSE CENTER	Support Services PHP	11964	-	23,029.00	23,029.00
HSS - VOLUNTEER LAWYER	Support Services	11966	-	268,592.34	268,489.79
TBR-HACS	Tenant Based Rental Assistance	11967	-	2,223,631.70	2,223,631.70
HSS-CARING SAFE PLACE	Support Services	11968	-	376,745.36	376,745.36
HOP - Caring Safe Place	Operating Costs	11969	-	400,082.28	400,082.28
RMU-ACCESS CARE	Short Term Rent Mortgage Utility	11970	-	89,215.00	88,060.59
TBR-ACCESS CARE	Tenant Based Rental Assistance	11972	-	424,008.62	424,008.62
HSS-ACCESS CARE	Support Services	11973	-	85,000.00	85,000.00
PHP-Access Care	Support Services PHP	11974	-	5,000.00	5,000.00
HOP-AIDS FOUNDATION FRIENDLY	Operating Costs	11975	-	606,618.70	605,531.67
HSS-AIDS FOUNDATION	Support Services	11976	-	145,593.33	118,010.09
THR-COALITION FOR HOMELESS	Technical Assistance/Resource Identification	11984	-	100,000.00	93,412.89
HSS-GOODWILL	Support Services	11985	-	175,000.00	175,000.00
HSS-AAMA	Support Services	11987	-	199,955.00	198,854.75
HOPWA-ADM	2017 Grantee Admin	12009	-	291,948.00	291,948.00
HOP-HACS	Operating Costs	12030	-	109,103.71	109,103.71
SAM-HOUSTON HELP	Sponsor Admin	12078	-	4,080.00	4,080.00
SAM-AAMA	Sponsor Admin	12089	-	13,970.28	13,970.28
HSS-AAMA	Support Services	12090	-	167,173.36	167,173.36
HSS-GOODWILL	Support Services	12091	-	94,979.61	94,979.61
SAM-CARING SAFE PLACE	Sponsor Admin	12094	-	5,436.63	5,436.63
SAM-CARING SAFE PLACE	Sponsor Admin	12095	-	63,184.28	63,184.28
HSS-Caring Safe Place	Support Services	12096	-	286,306.36	286,306.36
HOP-Caring Safe Place	Operating Costs	12097	-	327,768.12	327,768.12
RMU-Catholic Charities	Short Term Rent Mortgage Utility	12105	-	198,681.97	198,681.97
PHP-CATHOLIC CHARITIES	Support Services PHP	12112	-	19,922.50	19,922.50
HSS-BRENTWOOD	Support Services	12115	-	132,303.86	132,303.86
RMU-BRENTWOOD	Short Term Rent Mortgage Utility	12116	-	243,064.62	243,064.62
SAM-VOLUNTEER LAWYER	Sponsor Admin	12117	-	10,500.00	10,500.00
HSS-VOLUNTEER LAWYER	Support Services	12118	-	10,407.66	10,407.66
SAM-VOLUNTEER LAWYER	Sponsor Admin	12119	-	3,265.78	1,500.00
SAM-MONTROSE CENTER	Sponsor Admin	12122	-	62,322.53	62,322.53
HOP-HACS	Operating Costs	12126	-	3,229.18	3,229.18
HSS-SEARCH	Support Services	12127	-	48,958.84	48,958.84
HSS-AIDS FOUNDATION FRIENDLY	Support Services	12133	-	219,014.63	219,014.63
THR-COALITION FOR HOMELESS	Technical Assistance/Resource Identification	12145	-	39,878.43	39,878.43
SAM-COALITION FOR HOMELESS	Sponsor Admin	12146	-	2,543.03	2,543.03
HSS-ACCESS CARE COASTAL TX	Support Services	12148	-	137,500.00	120,191.83
PHP-HACS	Support Services PHP	12149	-	37,878.87	37,878.87
RMU-ACCESS CARE COASTAL TX	Short Term Rent Mortgage Utility	12150	-	116,503.88	100,000.00
TBR-ACCESS CARE COASTAL TX	Tenant Based Rental Assistance	12151	-	122,986.50	122,986.50
PHP-MONTROSE	Support Services PHP	12152	-	18,704.92	18,704.92
RMU-MONTROSE	Short Term Rent Mortgage Utility	12155	-	568,000.00	568,000.00
SAM-MONTROSE	Sponsor Admin	12157	-	15,000.00	15,000.00
SAM-BRENTWOOD	Sponsor Admin	12158	-	30,963.94	30,963.94
RMU-HACS	Short Term Rent Mortgage Utility	12161	-	238,102.90	238,102.90

PROJECT DESCRIPTION	PROJECT TYPE	HUD #	PY2018 SAP BUDGET	PY2018 SAP ACTUAL	PY2018 IDIS DRAWS
HSS-HACS	Support Services	12162	-	245,688.38	245,688.38
SAM-HACS	Sponsor Admin	12163	-	60,000.00	60,000.00
SAM-HACS	Sponsor Admin	12164	-	104,592.42	104,592.42
PHP-HACS	Support Services PHP	12165	-	33,805.70	33,805.70
SAM-ACCESS CARE COASTAL TX	Sponsor Admin	12170	-	25,196.69	25,196.69
PHP-ACCESS CARE COASTAL TX	Support Services PHP	12171	-	13,495.50	13,495.50
HOPWA-ADM	2018 Grantee Admin	12177	288,000.00	317,848.01	288,000.00
HOP-AIDS FOUNDATION BURRESS	Operating Costs	12189	-	601,164.97	601,164.97
SAM-AIDS FOUNDATION	Sponsor Admin	12190	-	12,423.09	-
SAM-AIDS FOUNDATION ADMIN	Sponsor Admin	12190	-	19,546.88	19,546.88
SAM-AIDS FOUNDATION ADMIN	Sponsor Admin	12191	-	58,545.92	58,545.92
HSS-SEARCH	Support Services	12215	-	35,256.95	35,256.95
SAM-SEARCH	Sponsor Admin	12216	-	5,645.50	5,645.50
TBR-HACS	Tenant Based Rental Assistance	12246	-	369,634.31	369,634.31
RMU-HACS	Short Term Rent Mortgage Utility	12247	-	137,888.70	137,888.70
HSS-HACS	Support Services	12263	-	92,095.34	130,495.34
HSS-HACS	Support Services	12263	-	38,400.00	-
HOP-HACS	Operating Costs	12265	241,209.82	57,283.12	57,283.12
SAM-HOUSTON SRO	Sponsor Admin	12274	-	2,287.34	2,287.34
HSS-HOUSTON SRO	Support Services	12275	-	17,534.52	17,534.52
HOP-HOUSTON SRO	Operating Costs	12276	146,849.66	37,102.08	37,102.08
SAM-CATHOLIC CHARITIES	Sponsor Admin	12277	-	23,052.21	23,052.21
MFR-HOUSTON SRO	Construction	12284	-	400,000.00	365,805.07
MFR-HOUSTON SRO	Construction	12285	-	180,209.75	162,593.70
TBR-CATHOLIC CHARITIES	Tenant Based Rental Assistance	12287	-	169,991.64	169,991.64
RMU-CATHOLIC CHARITIES	Short Term Rent Mortgage Utility	12288	350,127.24	-	-
HSS-CATHOLIC CHARITIES	Support Services	12289	-	63,395.49	63,395.49
HOP-BRENTWOOD	Operating Costs	12313	95,920.00	13,098.91	13,098.91
HSS-BRENTWOOD	Support Services	12314	127,816.41	19,798.56	19,798.56
RMU-BRENTWOOD	Short Term Rent Mortgage Utility	12315	371,267.22	71,535.79	71,535.79
HOP-CARING SAFE PLACE	Operating Costs	12316	439,296.14	25,363.98	-
HSS-CARING SAFE PLACE	Support Services	12317	261,127.68	-	-
HOP-AIDS FOUNDATION FRIENDLY	Operating Costs	12327	225,066.30	13,267.11	-
HOP-AIDS FOUNDATION BURRESS	Operating Costs	12327	263,495.46	13,068.40	-
HOP-AIDS FOUNDATION HELP HOUSE	Operating Costs	12327	240,315.87	12,290.33	-
HSS-HOUSTON HELP	Support Services	12335	176,228.31	8,837.06	8,837.06
HSS-MENS RECENTER DBA RECENTER	Support Services	12337	95,000.00	8,539.27	8,539.27
HSS-MONTROSE	Support Services	12338	274,460.73	-	-
PHP-ACCESS CARE COASTAL TEXAS	Support Services PHP	12339	20,400.00	-	-
SAM-ACCESS CARE	Sponsor Admin	12340	51,803.31	3,116.61	3,116.61
TBR-ACCESS CARE COASTAL TEXAS	Tenant Based Rental Assistance	12341	350,000.00	-	-
RMU-ACCESS CARE COASTAL TEXAS	Short Term Rent Mortgage Utility	12342	100,000.00	-	-
HSS-ACCESS CARE COASTAL TEXAS	Support Services	12343	120,600.00	-	-
RMU-MONTROSE	Short Term Rent Mortgage Utility	12345	727,041.44	125,473.25	125,473.25
SAM-MONTROSE	Sponsor Admin	12346	101,622.26	-	-
PHP-MONTROSE	Support Services PHP	12347	23,116.70	-	-
TBR-MONTROSE	Tenant Based Rental Assistance	12348	375,906.18	119.45	119.45
HSS-AAMA	Support Services	12350	242,362.81	-	-
SAM-AAMA	Sponsor Admin	12351	19,277.72	-	-
HSS-VOLUNTEER LAWYER	Support Services	12352	140,151.00	8,917.46	8,917.46
HOP-HOUSTON HELP	Operating Costs	12353	290,149.00	65,287.07	65,287.07
SAM-HOUSTON HELP	Sponsor Admin	12354	-	677.79	677.79
HSS-AIDS FOUNDATION	Support Services	12358	248,693.44	456.32	-
SAM-AIDS FOUNDATION	Sponsor Admin	12359	63,188.51	-	-
SAM-COALITION FOR THE HOMELESS	Sponsor Admin	12366	4,525.28	-	-

PROJECT DESCRIPTION	PROJECT TYPE	HUD #	PY2018 SAP BUDGET	PY2018 SAP ACTUAL	PY2018 IDIS DRAWS
UNA-OPERATING COSTS	Unallocated Operating Costs	UNA	99,697.75	-	-
UNA-SUPPORTIVE SERVICES	Unallocated Support Services	UNA	874,042.92	-	-
UNA-TBR-PROJ/TENANT-BASED RENT	Unallocated Tenant Based Rent	UNA	1,217,093.82	-	-
UNA-STRMUA	Unallocated STRMUA	UNA	813,008.10	-	-
UNA-Sponsor Administration	Unallocated Sponsor Admin	UNA	59,582.92	-	-
HSS-GOODWILL	Support Services	Waiting on HUD#	200,000.00	-	-
HOPWA PROGRAM YEAR 2018 GRAND TOTAL			9,738,444.00	14,534,168.70	13,938,469.91

Revenue/Program Income Report – CDBG and Section 108 Programs (CR15)

REVENUE DESCRIPTION	REVOLVING FUND GRANTEE	REVOLDING FUND SUBRECIPIENT	NON-REVOLVING FUND GRANTEE	NON-REVOLVING FUND SUBRECIPIENT	TOTAL PROGRAM INCOME
Rental Rehab Loans					
Principal Payment Rental Rehab	0.00	0.00	59,425.19	0.00	59,425.19
Interest Payment Rental Rehab	0.00	0.00	42,099.61	0.00	42,099.61
Subtotal Rental Rehab Loans	0.00	0.00	101,524.80	0.00	101,524.80
HHP Loans					
Principal Payment HHIP	0.00	0.00		0.00	0.00
Interest Payment HHIP	0.00	0.00	0.00	0.00	0.00
Other Fees HHIP	0.00	0.00	0.00	0.00	0.00
Subtotal HHIP Loans	0.00	0.00	0.00	0.00	0.00
Multifamily Housing Loans					
Principal Payment MF Housing Loan	0.00	0.00	0.00	0.00	0.00
Principal Collected	16,666.66	0.00	0.00	0.00	16,666.66
Interest Payment MF Housing Loan	0.00	0.00	0.00	0.00	0.00
Subtotal Multifamily Housing Loan	16,666.66	0.00	0.00	0.00	16,666.66
Affordable Housing					
Principal Payment Afford Housing	0.00	0.00	0.00	0.00	0.00
Interest Payment Afford Housing	0.00	0.00	58,643.34	0.00	58,643.34
Subtotal Affordable Housing	0.00	0.00	58,643.34	0.00	58,643.34
Other Program Income					
Miscellaneous Revenue	3,263,001.00	0.00	48,102.85	0.00	3,311,103.85
Miscellaneous Revenue	3,599,224.20	0.00	0.00	0.00	3,599,224.20
Miscellaneous Revenue	246,052.42	0.00	0.00	0.00	246,052.42
Demolition	0.00	0.00	0.00	0.00	0.00
Prior Year Revenue	0.00	0.00	14,621.92	0.00	14,621.92
Custom Service Fees	0.00	0.00	0.00	0.00	0.00
Sale of Obsolete City Vehicles	0.00	0.00	0.00	0.00	0.00
Sale of Capital Assets/Land/Street	0.00	0.00	0.00	0.00	0.00
Building Space Rental Fee	0.00	0.00	7,535.70	0.00	7,535.70
Facility Rental Fee	0.00	0.00	597.40	0.00	597.40
Other Rental Fees	75,333.32	0.00	0.00	0.00	75,333.32
Subtotal Other Program Income	7,183,610.94	0.00	70,857.87	0.00	7,254,468.81
TOTAL PROGRAM INCOME	7,200,277.60	0.00	231,026.01	0.00	7,431,303.61

Program Income Uses and Beneficiary Information – Summary (CR05/CR50)

COMPLETED HOME ACTIVITIES FUNDED WITH PROGRAM INCOME DURING PY2018																	
Activity Type	Project Name	HOME Assisted Units	HUD Income % Category				Race					Household Type					Program Income Amount
			0 to 30%	30+ -50%	50+ - 60%	60+ -80%	Hispanic Yes/No	White	Black/African American	Asian	Other	Single, Non-Elderly	Elderly	Single Parent	Two Parent	Other	
Acquisition & New Construction	Watercrest at Kingwood	28	0	6	10	12	No	17	11	0	0	0	28	0	0	0	\$20,774.25
Rehabilitation	Woodland Christian Tower	38	38	0	0	0	0	16	21	1	0	12	16	5	0	5	\$69,091.72
TOTAL COMPLETED HOME ASSISTED ACTIVITIES FUNDED WITH PROGRAM INCOME																	\$ 89,865.97

IN-PROGRESS HOME ACTIVITIES FUNDED WITH PROGRAM INCOME DURING PY2018							
Activity Type	Project Name	HOME Assisted Units	HUD Income % Category	Total Units	Type	# of Disabled Units	Program Income Amount
Rehabilitation	Cleme Manor	100	<= 50%	284	Families	21	\$30,540.92
		134	<= 60%				
Acquisition & New Construction	Sunrise Orchard	4	<= 50%	52	Families	5	\$21,843.98
		15	<= 60%				
New Construction	Fenix Estates	10	<= 50%	200	Families	14	\$45,490.54
		40	<= 60%				
New Construction	Light Rail Lofts	3	<= 50%	56	SRO	4	\$10,426.63
		10	<= 60%				
Acquisition & New Construction	Campanile on Commerce	5	<= 50%	120	Seniors	9	\$75,003.55
		16	<= 60%				
Acquisition & New Construction	NHH Dale Carnegie	11	<= 50%	170	SRO	13	\$68,056.44
		40	<= 60%				
TOTAL IN-PROGRESS HOME ASSISTED ACTIVITIES FUNDED WITH PROGRAM INCOME							\$108,302.07
TOTAL PY2018 EARNED PROGRAM INCOME USED TO FUND ACTIVITIES							\$198,168.04

Fair Housing Impediments/Actions Matrix (CR35)

Summary of Recommended Actions and Fair Housing Implementation Plan					
Recommended Actions	Related Impediments	Possible Funding Source	Timeline (Based on Program Years)	5 Year Measure for Success/Milestone	PY 2018 Milestones Achieved
<p>1. Conduct housing discrimination testing and studies HCDD will contract with one or more qualified fair housing organization to conduct fair housing testing or studies which may be related to whether lenders are engaging in mortgage pricing practices unrelated to credit worthiness or engaging in mortgage redlining, whether insurance redlining is occurring, whether discrimination in real estate appraisals is taking place, whether real estate advertising is discriminatory, to what extent landlords refuse Housing Choice Voucher participants, or whether other discriminatory housing practices are occurring. This action will help to reveal actual discriminatory practices taking place in the community so that future resources can be better allocated to address discrimination.</p> <p style="text-align: right;">SN, D – Priority: High</p>	1. Discrimination in Housing	<ul style="list-style-type: none"> • CDBG • CDBG-Staff Time 	<p>Start: 2015 Complete: 2018</p>	<ul style="list-style-type: none"> • Contract with qualified fair housing organizations • Conduct testing • Produce study or studies 	<ul style="list-style-type: none"> • Work continued on the RFP
<p>2. Provide counseling through the City's Fair Housing Hotline The City's Fair Housing Hotline provides a year-round, free resource to citizens who may have been discriminated against or have concerns about tenant and landlord issues. This action will continue to provide a resource to anyone living in, owning housing, or planning to move to the Houston area that may have a concern about their rights. The Fair Housing Hotline is one way to address several impediments by empowering citizens about their rights, giving citizens various ways to remedy possible discriminatory actions, and preventing future discrimination from occurring.</p> <p style="text-align: right;">D, H, SN – Priority: High</p>	1. Discrimination in Housing 2. Lack of Knowledge about Fair Housing 14. Lack of Communication Between Government and Residents	<ul style="list-style-type: none"> • CDBG-Staff Time • CDBG-Outreach Materials 	<p>Start: 2015 Complete: Ongoing</p>	<ul style="list-style-type: none"> • Assist 7,500 callers 	<ul style="list-style-type: none"> • Assisted 1,472 callers
<p>3. Provide fair housing education to housing industry professionals HCDD will provide fair housing education and outreach to 200 housing industry professionals, such as housing providers, by supplying housing materials to distribute with City of Houston contact information or information about complying with the Fair Housing Act which may include topics like providing reasonable accommodations. HCDD may also sponsor free training opportunities. This action will address discrimination by reducing the numbers of people impacted by covert and overt discriminatory practices due to housing providers being unaware or unfamiliar with fair housing laws.</p> <p style="text-align: right;">Priority: High</p>	1. Discrimination in Housing 2. Lack of Knowledge about Fair Housing	<ul style="list-style-type: none"> • CDBG-Staff Time • CDBG-Outreach Materials 	<p>Start: 2016 Complete: 2018</p>	<ul style="list-style-type: none"> • Reach 200 housing industry professionals 	<ul style="list-style-type: none"> • Provided fair housing training for 84 staff members of grant subrecipients • Reached 30,000 housing industry professionals about fair housing in Houston in April edition of Houston Apartment Association's publication.
<p>4. Provide fair housing information to HCDD stakeholders HCDD will provide education and outreach through trainings, presentations, informational brochures, and other methods to 200 HCDD stakeholders including subrecipients, contractors, developers, and nonprofit and for-profit partners. This</p>	1. Discrimination in Housing	<ul style="list-style-type: none"> • CDBG-Staff Time • CDBG-Outreach 	<p>Start: 2015 Complete: Ongoing</p>	<ul style="list-style-type: none"> • Reach 200 HCDD stakeholders with information about fair housing 	<ul style="list-style-type: none"> • Reached 119 HCDD stakeholders

Summary of Recommended Actions and Fair Housing Implementation Plan

Recommended Actions	Related Impediments	Possible Funding Source	Timeline (Based on Program Years)	5 Year Measure for Success/Milestone	PY 2018 Milestones Achieved
<p>action will address the impediment of lack of knowledge by providing fair housing training to educate and ensure stakeholder compliance under fair housing laws of agencies and subrecipients that partner with HCDD.</p> <p style="text-align: right;">H, SN – Priority: High</p>	2. Lack of Knowledge about Fair Housing	Materials			
<p>5. Increase the fair housing knowledge of government staff HCDD will provide education and outreach to city staff through trainings, presentations, informational brochures, and other methods of outreach. HCDD may work with partners to create a fair housing training program to implement city-wide for executive city staff during the first 12 months of employment. This action will address the impediment of lack of knowledge by providing fair housing training and resources to educate city employees about federal requirements to comply with fair housing law within the city's policies and procedures.</p> <p style="text-align: right;">NH – Priority: High</p>	1. Discrimination in Housing 2. Lack of Knowledge about Fair Housing	<ul style="list-style-type: none"> • CDBG-Staff Time • CDBG-Outreach Materials 	Start: 2015 Complete: Ongoing	<ul style="list-style-type: none"> • Reach 1,000 staff members with fair housing training or information • Seek approval to institute fair housing training for executive city staff 	<ul style="list-style-type: none"> • Reached 83 staff members
<p>7. Provide fair housing and HCDD housing program information to citizens HCDD will create a fair housing outreach plan to inform 500,000 citizens of their fair housing rights, the fair housing complaint process, and tenant and landlord relations. The outreach will likely consist of direct mailings to rental tenants and management companies about the City's Fair Housing Hotline, direct mailings to renters about the City's downpayment assistance program, and basic fair housing training to civic clubs and Super Neighborhoods. Education and outreach may be provided through trainings, presentations, informational brochures, posters, and other methods. This action will address the lack of knowledge of existing fair housing and housing resources by creating an array of targeted marketing for groups that have little or no knowledge of fair housing rights, fair housing laws, or HCDD housing programs.</p> <p style="text-align: right;">Priority: High</p>	2. Lack of Knowledge about Fair Housing 8. Lack of Financial Education 14. Lack of Communication between government and residents	<ul style="list-style-type: none"> • CDBG-Staff Time • CDBG-Outreach Materials 	Start: 2015 Complete: Ongoing	<ul style="list-style-type: none"> • Reach 500,000 citizens with information about fair housing 	<ul style="list-style-type: none"> • Reached 554,597 residents
<p>8. Preserve affordable housing units HCDD will fund the preservation of at least 390 affordable housing rental units through the Multifamily Housing Development Program. This action will preserve the supply of existing affordable housing for low- and moderate-income households, addressing the lack of quality affordable housing options for members of protected classes.</p> <p style="text-align: right;">Priority: High</p>	3. Lack of Affordable Housing Options	<ul style="list-style-type: none"> • CDBG • HOME • TIRZ • BOND 	Start: 2015 Complete: Ongoing	<ul style="list-style-type: none"> • Preserve 390 affordable housing rental units 	<ul style="list-style-type: none"> • Several developments were underway during PY 2018
<p>9. Create affordable housing units HCDD will fund the creation of 404 new affordable housing rental units using entitlement funding. This action will expand the supply of affordable housing for low- and moderate income housing, addressing the lack of affordable housing options for members of protected classes.</p> <p style="text-align: right;">Priority: High</p>	3. Lack of Affordable Housing Options	<ul style="list-style-type: none"> • CDBG • HOME • TIRZ • BOND 	Start: 2015 Complete: Ongoing	<ul style="list-style-type: none"> • Create 404 affordable housing rental units 	<ul style="list-style-type: none"> • Created 269 new affordable rental units

Summary of Recommended Actions and Fair Housing Implementation Plan

Recommended Actions	Related Impediments	Possible Funding Source	Timeline (Based on Program Years)	5 Year Measure for Success/Milestone	PY 2018 Milestones Achieved
<p>10. Fund the creation or preservation accessible rental units Through HCDD's Multifamily Housing Development Program, rental developments must produce a minimum number of Section 504 accessible rental units. This action will increase the availability of quality accessible units for 50 low- and moderate-income households directly addressing the lack of accessible housing. D, SN – Priority: High</p>	<p>4. Lack of Accessible Housing for Persons with Disabilities</p>	<ul style="list-style-type: none"> • CDBG • HOME 	<p>Start: 2015 Complete: Ongoing</p>	<ul style="list-style-type: none"> • Fund creation or preservation of 50 Section 504 accessible rental units 	<ul style="list-style-type: none"> • Created or preserved 17 units
<p>12. Fund public infrastructure and facility improvements in low- and moderate-income neighborhoods HCDD will provide funding for 20 infrastructure and facility improvements through its Public Facilities Program. This action will improve low- and moderate-income neighborhoods by creating new or improved amenities and services in these neighborhoods. MC, D, SN – Priority: High</p>	<p>9. Imbalanced Distribution of Amenities, Services, and Infrastructure Between Neighborhoods</p>	<ul style="list-style-type: none"> • CDBG • TIRZ 	<p>Start: 2015 Complete: Ongoing</p>	<ul style="list-style-type: none"> • Fund 20 public infrastructure and public facility improvements in low- and moderate-income neighborhoods 	<ul style="list-style-type: none"> • 4 public infrastructure and public facility improvements in low- and moderate-income neighborhoods
<p>13. Fund economic development activities to create 3 new or improved services benefiting low- and moderate-income neighborhoods HCDD will provide economic development funding to enhance services offered in low- and moderate-income neighborhoods. This action will improve low- and moderate-income neighborhoods by creating new or improved services in these neighborhoods that would otherwise be unavailable to residents. Priority: High</p>	<p>9. Imbalanced Distribution of Amenities, Services, and Infrastructure Between Neighborhoods</p>	<ul style="list-style-type: none"> • CDBG • Section 108 	<p>Start: 2015 Complete: Ongoing</p>	<ul style="list-style-type: none"> • Fund economic development activities creating 3 new or improved services 	<ul style="list-style-type: none"> • In February 2019, City Council approved a Section 108 loan and CDBG funds for the funding of Avenue Center, a community center that will provide services including a health clinic, early childhood education center, and a homeownership center, in the Near Northside neighborhood. • HCDD held an EDI workshop for 13 stakeholders on in March 2019 to gather feedback about economic development needs in Houston.

Summary of Recommended Actions and Fair Housing Implementation Plan

Recommended Actions	Related Impediments	Possible Funding Source	Timeline (Based on Program Years)	5 Year Measure for Success/Milestone	PY 2018 Milestones Achieved
<p>15. Offer economic incentives for development in CRAs HCDD will continue to address revitalization in CRAs by offering economic incentives for developers, businesses, bankers, and other interested entities that assist in the revitalization efforts. This action will incentivize private development in CRAs which will spur continued private investment revitalizing the community.</p> <p style="text-align: right;">MC – Priority: High</p>	<p>9. Imbalanced Distribution of Amenities, Services, and Infrastructure Between Neighborhoods</p>	<ul style="list-style-type: none"> • CDBG-DR • CDBG • Section 108 	<p>Start: 2015 Complete: 2018</p>	<ul style="list-style-type: none"> • Fund economic incentives 	<ul style="list-style-type: none"> • City Council approved funding the construction of Avenue Center expansion.
<p>16. Provide downpayment assistance funds for 500 low- and moderate-income households to purchase a home HCDD's Downpayment Assistance Program provides downpayment assistance to eligible low- and moderate-income households to purchase a home anywhere in the city. This action will expand housing choice for low- and moderate-income households by allowing these households to seek housing in neighborhoods that may have more opportunity.</p> <p style="text-align: right;">Priority: High</p>	<p>5. Lack of Income/Funding</p>	<ul style="list-style-type: none"> • CDBG • HOME 	<p>Start: 2015 Complete: Ongoing</p>	<ul style="list-style-type: none"> • Provide downpayment assistance loans to 500 households 	<ul style="list-style-type: none"> • Provided downpayment assistance to 106 households (with entitlement funds)
<p>17. Provide home repair assistance for 250 low- and moderate-income households HCDD's Single Family Home Repair Program will assist qualified low- and moderate-income homeowners with needed home repairs or reconstruction to create a safe living environment. This action will address the lack of income of low- and moderate-income homeowners by assisting with home repair activities. In addition, this action helps to upgrade the housing stock in mostly low-income, minority areas.</p> <p style="text-align: right;">Priority: High</p>	<p>5. Lack of Income/Funding</p> <p>9. Imbalanced Distribution of Amenities, Services, and Infrastructure Between Neighborhoods</p>	<ul style="list-style-type: none"> • CDBG • TIRZ 	<p>Start: 2016 Complete: Ongoing</p>	<ul style="list-style-type: none"> • Provide housing repair assistance to 250 households 	<ul style="list-style-type: none"> • Provided assistance to 32 households with home repairs
<p>18. Carry out economic development activities to create or retain jobs HCDD will continue to fund economic development activities such as businesses lending to create or retain 50 jobs. This action will address residents' lack of income by promoting ways for low- and moderate-income individuals of protected classes to become employed or retain employment.</p> <p style="text-align: right;">Priority: High</p>	<p>5. Lack of Income/Funding</p>	<ul style="list-style-type: none"> • CDBG • Section 108 	<p>Start: 2015 Complete: Ongoing</p>	<ul style="list-style-type: none"> • Create or retain 50 jobs 	<ul style="list-style-type: none"> • Created or retained 12 jobs
<p>19. Prioritize affordable housing proposals near transit options in RFP HCDD will prioritize housing proposals near transportation options by giving priority to proposals through the RFP process. This action will address the lack of transportation options by creating greater access to transit opportunities by locating affordable housing near transit.</p> <p style="text-align: right;">Priority: High</p>	<p>11. Lack of transportation options</p>	<ul style="list-style-type: none"> • None 	<p>Start: 2015 Complete: 2019</p>	<ul style="list-style-type: none"> • 100% of RFPs will have priority for proximity to transit 	<ul style="list-style-type: none"> • One RFP for multifamily rental housing was published during the year and prioritized transit oriented developments that promote access to mass transportation options

Summary of Recommended Actions and Fair Housing Implementation Plan

Recommended Actions	Related Impediments	Possible Funding Source	Timeline (Based on Program Years)	5 Year Measure for Success/Milestone	PY 2018 Milestones Achieved
<p>20. Promote multifamily affordable housing development in high opportunity areas HCDD will prioritize housing proposals in high opportunity areas or CRAs by giving preference to proposals through the RFP process. This action will address patterns of segregation by locating affordable housing in areas with more opportunity. MC – Priority: High</p>	<p>6. Segregated Housing Patterns Based on Race, Ethnicity, and Economic Status</p>	<ul style="list-style-type: none"> • None 	<p>Start: 2015 Complete: 2019</p>	<ul style="list-style-type: none"> • 100% of RFPs will have priority for location 	<ul style="list-style-type: none"> • One RFP for multifamily rental housing was published during the year and prioritized transit oriented developments that promote access to mass transportation options
<p>21. HCDD will pursue additional financial resources to support fair housing activities HCDD will pursue additional resources by applying for grants such as the FHIP to support its continued fair housing efforts. This action is intended to lead to an increase in fair housing funding which will help to implement these actions while the city continues to receive dwindling entitlement funding. Priority: High</p>	<p>5. Lack of Income/Funding</p>	<ul style="list-style-type: none"> • CDBG-Staff Time 	<p>Start: 2015 Complete: Ongoing</p>	<ul style="list-style-type: none"> • Apply for 5 grants • Increase in funding available 	<ul style="list-style-type: none"> • HCDD was not eligible and therefore did not pursue a FHIP grant in PY 2018.
<p>22. Create education material, or electronic access to material, in support of other actions as a way to educate government staff and community residents in fair housing HCDD will create original educational material including posters, flyers, brochures, and presentations that can be easily dispersed or can be available on-demand on the city's website to government staff and/or the community. By creating unique fair housing materials, HCDD can better tailor its outreach efforts to reach different groups with specific information needed. Priority: High</p>	<p>2. Lack of Knowledge about Fair Housing 14. Lack of Communication Between Government and Residents</p>	<ul style="list-style-type: none"> • CDBG-Outreach Material 	<p>Start: 2015 Complete: Ongoing</p>	<ul style="list-style-type: none"> • 10 materials created • 10 materials updated 	<ul style="list-style-type: none"> • HCDD created 7 new public service announcements for the "We are ALL Protected" campaign for fair housing month in April. • Updated the tenant/landlord presentation
<p>23. Translate HCDD's public notices about the consolidated planning process and other documents, as needed, into languages other than English HCDD will continue to translate its planning and housing program information documents prioritizing the documents most requested. This action will address the lack of communication between government and residents by ensuring HCDD documents are accessible to non-English speakers. SN – Priority: High</p>	<p>2. Lack of Knowledge about Fair Housing 14. Lack of Communication Between Government and Residents</p>	<ul style="list-style-type: none"> • CDBG • CDBG-Staff Time 	<p>Start: 2015 Complete: Ongoing</p>	<ul style="list-style-type: none"> • 10 of documents translated per language 	<ul style="list-style-type: none"> • Translated over 35 documents into several languages including public notices, the SAY YES! and We are ALL Protected fair housing campaigns, Consolidated Plan and AI engagement material, and Disaster Recovery program information materials.

Summary of Recommended Actions and Fair Housing Implementation Plan

Recommended Actions	Related Impediments	Possible Funding Source	Timeline (Based on Program Years)	5 Year Measure for Success/Milestone	PY 2018 Milestones Achieved
<p>24. Review fair housing impediments and strategies annually and report on the progress in the CAPER HCDD will continue to offer a transparent review for the public of the actions taken to further fair housing. The draft CAPER is open for public comment for at least 15 days before submission to HUD. This action provides a way for citizens to review and comment on the progress of furthering fair housing.</p> <p style="text-align: right;">Priority: High</p>	<p>14. Lack of Communication Between Government and Residents</p>	<ul style="list-style-type: none"> • CDBG-Staff Time 	<p>Start: 2015 Complete: Ongoing</p>	<ul style="list-style-type: none"> • Update CAPER annually 	<ul style="list-style-type: none"> • Updated the 2017 CAPER
<p>26. Translate HHA documents into languages other than English HHA will continue to translate its documents prioritizing the documents requested. This action will address the lack of communication between government and residents by ensuring HHA documents are readable by non-English speakers.</p> <p style="text-align: right;">SN – Priority: High</p>	<p>14. Lack of Communication Between Government and Residents</p>	<ul style="list-style-type: none"> • HHA 	<p>Start: 2015 Complete: Ongoing</p>	<ul style="list-style-type: none"> • 10 documents translated per language 	<ul style="list-style-type: none"> • Most HUD provided documents are available for translation in several different languages and are available upon request; the other essential documents translated for applicants and participants that are LEP are typically done through Masterword on an as needed basis. • HHA continues to translate documents that are determined to be essential to make the documents more readily available in accordance to updated the Language Assistance Plan

Summary of Recommended Actions and Fair Housing Implementation Plan

Recommended Actions	Related Impediments	Possible Funding Source	Timeline (Based on Program Years)	5 Year Measure for Success/Milestone	PY 2018 Milestones Achieved
<p>27. Update HHA's Language Assistance Plan annually HHA will continue to update its Language Assistance Plan yearly in the Annual Plan. This action will ensure that approaches to reach out to persons with limited English proficiency are analyzed and updated periodically and promote communication between HHA and LEP residents.</p> <p style="text-align: right;">SN – Priority: High</p>	<p>14. Lack of Communication Between Government and Residents</p>	<ul style="list-style-type: none"> • HHA 	<p>Start: 2015 Complete: Annually</p>	<ul style="list-style-type: none"> • Update Language Assistance Plan annually 	<ul style="list-style-type: none"> • HHA reviewed and included its Language Assistance Plan in the 2018 Annual Plan
<p>29. HHA will expand the Opportunity Center's activities HHA will pursue partnerships and/or financing to expand resources available at the HHA Opportunity Center which provides meaningful and extensive mobility counseling for its voucher program participants. This action will ensure that voucher participants understand opportunities for housing in areas outside of their neighborhood promoting desegregation and the deconcentration of poverty.</p> <p style="text-align: right;">MC – Priority: High</p>	<p>6. Segregated Housing Patterns Based on Race, Ethnicity, and Economic Status</p>	<ul style="list-style-type: none"> • No City Funding Needed 	<p>Start: 2015 Complete: Ongoing</p>	<ul style="list-style-type: none"> • Additional resources secured 	<ul style="list-style-type: none"> • Provided 10,038 books to low income families • Over 10 community service organizations presented and 2,450 books were given away to low income families at the HHA BRE fair held on 6/28/2019 • One job fair hosted at the first of the year, with one job recruited • Ongoing promotion of community resource via flyers and brochures
<p>30. HHA will affirmatively market housing programs to families least likely to be served HHA will affirmatively market HHA waiting lists to families that are least likely to be served and monitor site and central waiting lists to identify practices that positively and negatively impact affirmatively furthering fair housing. This action will help to integrate HHA's housing programs.</p> <p style="text-align: right;">Priority: High</p>	<p>6. Segregated Housing Patterns Based on Race, Ethnicity, and Economic Status</p>	<ul style="list-style-type: none"> • No City Funding Needed 	<p>Start: 2015 Complete: Ongoing</p>	<ul style="list-style-type: none"> • Change in waiting list demographics 	<ul style="list-style-type: none"> • Accomplished as part of agency's Annual Plan and 5-year Plan

Summary of Recommended Actions and Fair Housing Implementation Plan

Recommended Actions	Related Impediments	Possible Funding Source	Timeline (Based on Program Years)	5 Year Measure for Success/Milestone	PY 2018 Milestones Achieved
<p>31. Monitor lending data HCDD will collect and analyze HMDA lending data to monitor lending trends for patterns of potential discrimination. This analysis may be shared with the community to promote understanding of fair housing needs in the city. This action will result in updated analysis that will be utilized to better allocate future resources to address and decrease private lending discrimination and educate the public about fair housing discrimination.</p> <p style="text-align: right;">Priority: Medium</p>	<p>1. Discrimination in Housing</p> <p>2. Lack of Knowledge about Fair Housing</p>	<ul style="list-style-type: none"> • CDBG-Staff Time 	<p>Start: 2015 Complete: Annually</p>	<ul style="list-style-type: none"> • Update and maintain database of longitudinal lending data 	<ul style="list-style-type: none"> • Lending data was updated and analyzed and included in outreach and public engagement in support of the development of the Consolidated Plan and Analysis of Impediments to Fair Housing Choice
<p>32. Monitor HUD Fair Housing Complaint Data HCDD will collect and analyze HUD fair housing complaint data to monitor trends for patterns of potential housing discrimination. This analysis may be shared with the community to promote understanding of fair housing needs in the city. This action will result in updated analysis that will be utilized to better allocate future resources to address and decrease housing discrimination and educate the public about fair housing discrimination.</p> <p style="text-align: right;">Priority: Medium</p>	<p>1. Discrimination in Housing</p> <p>2. Lack of Knowledge about Fair Housing</p>	<ul style="list-style-type: none"> • CDBG-Staff Time 	<p>Start: 2015 Complete: Annually</p>	<ul style="list-style-type: none"> • Update and maintain database of longitudinal complaint data 	<ul style="list-style-type: none"> • HCDD updated and analyzed HUD fair housing complaints and information was included in outreach and public engagement in support of the development of the Consolidated Plan and Analysis of Impediments to Fair Housing Choice • HUD closed 81 cases in Houston
<p>33. Develop or update datasets to describe the local supply and demand for accessible housing units HCDD will work with partners to develop or update datasets regarding housing for persons with disabilities because there is little detailed data available regarding the supply of housing and the various needs of persons with disabilities at the community or neighborhood level. This action will help to develop data that will better describe local accessible housing supply and local needs of persons with disabilities. This data will then be used to more efficiently allocate resources to address the lack of accessible housing and to create more accessible housing options.</p> <p style="text-align: right;">D – Priority: Medium</p>	<p>4. Lack of Accessible Housing for Persons with Disabilities</p>	<ul style="list-style-type: none"> • CDBG-Staff Time 	<p>Start: 2015 Complete: 2016</p>	<ul style="list-style-type: none"> • Update or collect 5 local datasets • Partner with 3 organizations 	<ul style="list-style-type: none"> • HCDD continues to research best practices to acquire information on accessible housing for person with disabilities.

Summary of Recommended Actions and Fair Housing Implementation Plan

Recommended Actions	Related Impediments	Possible Funding Source	Timeline (Based on Program Years)	5 Year Measure for Success/Milestone	PY 2018 Milestones Achieved
<p>35. Monitor code enforcement activities and address imbalances in implementation if needed HCDD will monitor code enforcement activities. This action will ensure that city services, specifically code enforcement, are not unfairly targeting housing occupied primarily by residents of various protected classes. Priority: Medium</p>	<p>1. Discrimination in Housing 9. Imbalanced Distribution of Amenities, Services, and Infrastructure Between Neighborhoods</p>	<ul style="list-style-type: none"> • CDBG-staff time 	<p>Start: 2015 Complete: Annually updated</p>	<ul style="list-style-type: none"> • Update analysis annually • Meet with DON if any concerns found 	<ul style="list-style-type: none"> • Continued monthly analysis for monitoring
<p>36. Conduct an analysis of Community Reinvestment Act funding in Houston and meet with banks to coordinate efforts for reinvesting in the community Banks are required by the Community Reinvestment Act to invest in certain communities. HCDD will research and analyze how banks have utilized funds to satisfy the Community Reinvestment Act's requirements. After research is completed, HCDD or other city staff will meet with banking institutions to discuss ways in which funding could be used to increase housing choice and opportunity, especially related to the city's efforts. Banking institutions have funding required to be reinvested in minority and low-income neighborhoods and this funding could be used to address imbalanced distribution of neighborhood assets while supporting housing affordability in all neighborhoods. Priority: Medium</p>	<p>5. Affordability 6. Segregated Housing Patterns Based on Race, Ethnicity, and Economic Status 9. Imbalanced distribution of amenities, services, and infrastructure between neighborhoods</p>	<ul style="list-style-type: none"> • CDBG-staff time 	<p>Start: 2016 Complete: 2018</p>	<ul style="list-style-type: none"> • Analyze local use of Community Reinvestment Act funding • Increase quality of relationships with banks • Increase number of partnerships with banks 	<ul style="list-style-type: none"> • HCDD made a presentation to bankers about fair housing and BankOn Houston
<p>37. Meet with banking institutions to promote locating branches in minority areas HCDD will meet with banking institutions to discuss how they can better serve minority families by locating their services in minority neighborhoods. This action will promote a balance distribution of access to private financial services in the city. Priority: Medium</p>	<p>8. Lack of Financial Education 9. Imbalanced Distribution of Amenities, Services, and Infrastructure Between Neighborhoods</p>	<ul style="list-style-type: none"> • CDBG-staff time 	<p>Start: 2015 Complete: 2017</p>	<ul style="list-style-type: none"> • Meet with banking institutions • Increase number of branches and financial services available in minority areas 	<ul style="list-style-type: none"> • Continued to partner with BankOn Houston
<p>38. Meet with developers to promote private development in minority areas HCDD will promote development in minority areas by meeting with business owners or residential or commercial developers. This action will encourage increased private investment in neighborhoods currently lacking private investment. MC – Priority: Medium</p>	<p>9. Imbalanced Distribution of Amenities, Services, and Infrastructure Between Neighborhoods</p>	<ul style="list-style-type: none"> • CDBG-staff time 	<p>Start: 2015 Complete: Ongoing</p>	<ul style="list-style-type: none"> • Increase private development in minority areas 	<ul style="list-style-type: none"> • The Complete Community initiative promotes private development in minority areas
<p>39. Host and work with the Fair Housing Interdepartmental Leadership Team HCDD will continue to host city departments at the Fair Housing Interdepartmental Leadership Team meetings to discuss AFFH and coordinate various fair housing efforts. These meetings will be held at least three times annually. By coordinating fair</p>	<p>2. Lack of Knowledge about Fair Housing</p>	<ul style="list-style-type: none"> • CDBG-Staff Time • City 	<p>Start: 2015 Complete: Ongoing</p>	<ul style="list-style-type: none"> • Hold three meetings annually 	<ul style="list-style-type: none"> • In January 2019, HCDD hosted a training for senior staff from various City

Summary of Recommended Actions and Fair Housing Implementation Plan

Recommended Actions	Related Impediments	Possible Funding Source	Timeline (Based on Program Years)	5 Year Measure for Success/Milestone	PY 2018 Milestones Achieved
housing outreach efforts with other city departments, the city can more efficiently reach city staff and citizens with appropriate fair housing materials ultimately promoting fair housing knowledge as well as ensuring that the development of policies and programs citywide consider fair housing issues. NH – Priority: Medium		Department-Staff Time			Departments to discuss affirmatively furthering fair housing in City programs.
40. Provide outreach to about the MWSBE and Section 3 Programs HCDD will promote available job opportunities to low-income and minority persons through the MWSBE / Section 3 Program while conducting 50 outreach activities reaching 10,000 individuals. This action will address residents' lack of income by promoting ways for low- and moderate-income individuals of protected classes to become employed. NH – Priority: Medium	5. Lack of Income/Funding	• CDBG-Staff Time	Start: 2015 Complete: Ongoing	<ul style="list-style-type: none"> • Conduct 50 outreach activities • Reach 10,000 individuals 	<ul style="list-style-type: none"> • Conducted or attended 57 outreach activities • Reached 6,867 individuals
42. Attend events to provide information about HCDD and housing programs HCDD staff will attend city and non-city events to spread the word about the number of people HCDD assists and how HCDD and other affordable housing programs work. Priority: Medium	10. NIMBY Resistance 14. Lack of Communication Between Government and Residents	<ul style="list-style-type: none"> • CDBG-Staff Time • CDBG-Outreach materials 	Start: 2015 Complete: Ongoing	<ul style="list-style-type: none"> • Attend 50 events 	<ul style="list-style-type: none"> • Attended over 168 events and knocked on 178,150 doors to promote the new disaster recovery programs
43. Encourage affordable housing developers to conduct community engagement activities HCDD will promote community engagement activities by suggesting housing developers funded by HCDD conduct outreach activities such as public meetings, charrettes, open houses, or informational process during project development. These meetings would allow developers to discuss existing conditions and the future neighborhood vision. This action will directly engage communities to alleviate fears and address misconceptions about affordable housing. Priority: Medium	10. NIMBY Resistance 14. Lack of Communication Between Government and Residents	<ul style="list-style-type: none"> • CDBG-Staff Time 	Start: 2015 Complete: Ongoing	<ul style="list-style-type: none"> • Create 100% of RFPs with community engagement notification 	<ul style="list-style-type: none"> • Created RFP for multifamily home development
45. Work to dispel misconceptions about assisted housing HCDD and HHA will work to dispel the perception that assisted housing is just for minorities by conducting outreach to inform the public on assisted housing opportunities. Non-minority households will be targeted. This action will target non-minority households to reduce NIMBY sentiment and misconceptions about assisted housing. Priority: Medium	10. NIMBY Resistance	CDBG-Staff Time CDBG-Outreach materials	Start: 2015 Complete: Ongoing	Continue to be involved in national education campaign Hold meetings	<ul style="list-style-type: none"> • HCDD staff continued to make Say Yes! presentations including to 50 incoming Rice University students
48. Fund youth enrichment and afterschool programs to children in low- and moderate-income areas HCDD will continue to fund youth enrichment and afterschool programs through its public services program for 34,750 children in low- and moderate-income areas of the city over the next five years. This action increases the number of activities available for youth in the city.	9. Imbalanced Distribution of Amenities, Services, and Infrastructure Between Neighborhoods	• CDBG	Start: 2015 Complete: Ongoing	<ul style="list-style-type: none"> • Fund youth enrichment and education programs for 34,750 children 	<ul style="list-style-type: none"> • Provided assistance to 7,848 children and youth

Summary of Recommended Actions and Fair Housing Implementation Plan

Recommended Actions	Related Impediments	Possible Funding Source	Timeline (Based on Program Years)	5 Year Measure for Success/Milestone	PY 2018 Milestones Achieved
<p style="text-align: right;">NH – Priority: Medium</p>	<p>12. Low educational Attainment Among Minorities</p>				
<p>49. Fund programs that provide job training to low- and moderate-income individuals and individuals from protected classes HCDD will continue to fund job training for 1,335 persons through its public services program for low- and moderate-income individuals and persons from protected classes. This action will help to improve the skills of residents enhancing their previous education while preparing them for the workforce. D, SN, NH – Priority: Medium</p>	<p>5. Lack of Income/Funding 12. Low educational Attainment Among Minorities</p>	<ul style="list-style-type: none"> • CDBG 	<p>Start: 2015 Complete: Ongoing</p>	<ul style="list-style-type: none"> • Support job training for 1,335 persons 	<ul style="list-style-type: none"> • Supported job training for 408 persons
<p>50. Work with partners to explore ways to increase knowledge of health hazards HCDD will work with partners to disseminate fair housing and health hazard information, which may include making materials available in city facilities maintained by HHSD. This action will address health hazard exposure in certain areas by making citizens aware of their neighborhood's health conditions related to fair housing issues, such as communities that have historically and continually been exposed to poor air quality, lead-based paint hazards, and other hazardous conditions or poor infrastructure. NH – Priority: Medium</p>	<p>13. Increased Health Hazard Exposure in Certain Neighborhoods</p>	<ul style="list-style-type: none"> • CDBG-Staff Time • CDBG-Outreach Materials • HHSD 	<p>Start: 2015 Complete: Ongoing</p>	<ul style="list-style-type: none"> • Reach 500 people 	<ul style="list-style-type: none"> • HHD held educational events throughout the PY2018 on lead-based paint and hazards and reach 3,244 families.
<p>51. Provide lead-based paint information to families who might be at risk lead poisoning HCDD and HHSD will provide information about lead-based paint hazards to families who might be at risk. This action will help to educate residents, including those of certain protected classes, about possible health hazards in their community. NH – Priority: Medium</p>	<p>13. Increased Health Hazard Exposure in Certain Neighborhoods</p>	<ul style="list-style-type: none"> • CDBG-Staff Time • CDBG-Outreach Materials • HHSD 	<p>Start: 2015 Complete: Ongoing</p>	<ul style="list-style-type: none"> • Reach 500 people 	<ul style="list-style-type: none"> • HHD held educational events throughout the PY2018 on lead-based paint and hazards and reach 3,244 families.
<p>52. Expand where people look for housing by creating a long-term educational publicity campaign HCDD will partner with developers to provide a long-term educational publicity campaign to help broaden the locations where residents of various races and ethnicities think to look for housing. This action will encourage residents to look in more neighborhoods when seeking housing and this could decrease segregation and deconcentrate poverty. – Priority: Medium</p>	<p>6. Segregated Housing Patterns Based on Race, Ethnicity, and Economic Status</p>	<ul style="list-style-type: none"> • CDBG-Staff Time • CDBG-Outreach Materials 	<p>Start: 2017 Complete: Ongoing</p>	<ul style="list-style-type: none"> • Reach 2,000 people 	<ul style="list-style-type: none"> • Researched ways to expand housing choice

Summary of Recommended Actions and Fair Housing Implementation Plan

Recommended Actions	Related Impediments	Possible Funding Source	Timeline (Based on Program Years)	5 Year Measure for Success/Milestone	PY 2018 Milestones Achieved
<p>53. HHA will prioritize capital improvements of public housing properties HHA will annually undertake a physical needs assessment to prioritize capital improvements at properties that would be designed to attract those residents least likely to apply. This action will attract more residents to apply for HHA's housing assistance which will help desegregate its housing programs.</p> <p style="text-align: right;">Priority: Medium</p>	<p>6. Segregated Housing Patterns Based on Race, Ethnicity, and Economic Status</p>	<ul style="list-style-type: none"> • No City Funding Needed 	<p>Start: 2015 Complete: Annually</p>	<ul style="list-style-type: none"> • Review assessment annually 	<ul style="list-style-type: none"> • Continued to install new appliances throughout HHA's portfolio. • Completed portfolio wide energy efficiency improvements that will decrease resident energy/utility bills resulting in a reduction in annual energy usage and a decrease in cost to the Resident Paid Utilities. • An increase in HHA's FY 2018 budget allocation of Capital Funds to \$7.3 million enabled HHA to make more extensive capital improvements to more developments. HHA undertook physical needs assessments at four Public Housing developments to help prepare applications to HUD to HUD's Rental Assistance Demonstration (RAD).

Summary of Recommended Actions and Fair Housing Implementation Plan

Recommended Actions	Related Impediments	Possible Funding Source	Timeline (Based on Program Years)	5 Year Measure for Success/Milestone	PY 2018 Milestones Achieved
<p>54. HHA will review market analysis to determine if payment standards need updating Conduct a market analysis of fair market rents by zip code and area of the community and evaluate the distribution of vouchers to determine if payment standards should be reevaluated. This action will ensure that HCV holders can access communities that are not traditionally leased by HCV holders.</p> <p style="text-align: right;">MC – Priority: Medium</p>	<p>6. Segregated Housing Patterns Based on Race, Ethnicity, and Economic Status</p>	<ul style="list-style-type: none"> No city funding needed 	<p>Start: 2015 Complete: Annually</p>	<ul style="list-style-type: none"> Review analysis annually 	<ul style="list-style-type: none"> HHA conducted a market analysis of fair market rents by zip code and area of the community. HHA evaluated the distribution of vouchers to determine if payment standards should be modified. HHA maintained the amount of its four payment standard tiers throughout its service area, which resulted in payment standards ranging from 92%, 101%, 111% and 130%. This action will ensure that HCV holders can access communities that are not traditionally leased by HCV holders.
<p>56. Monitor and comment on changes to public transportation related to fair housing HCDD will provide input on fair housing implications related to planned actions by METRO during appropriate public comment processes. This action will help to ensure fair housing was incorporated into any policy decisions made to public transportation in Houston.</p> <p style="text-align: right;">Priority: Low</p>	<p>11. Lack of Transportation Options</p>	<ul style="list-style-type: none"> CDBG-Staff Time 	<p>Start: 2015 Complete: Ongoing</p>	<ul style="list-style-type: none"> Submit 2 comments 	<ul style="list-style-type: none"> Continued to monitor METRO comment periods; no comments were formally submitted to METRO

Summary of Recommended Actions and Fair Housing Implementation Plan

Recommended Actions	Related Impediments	Possible Funding Source	Timeline (Based on Program Years)	5 Year Measure for Success/Milestone	PY 2018 Milestones Achieved
<p>57. Conduct an analysis of infrastructure deficiencies The city will conduct an analysis of infrastructure to identify deficiencies in minority areas. This research and analysis action will help in the allocation of future infrastructure resources in minority neighborhoods. MC, NH – Priority: Low</p>	<p>9. Imbalanced Distribution of Amenities, Services, and Infrastructure Between Neighborhoods</p>	<ul style="list-style-type: none"> • CDBG-staff time 	<p>Start: 2015 Complete: Ongoing</p>	<ul style="list-style-type: none"> • Better understand infrastructure deficiencies in minority areas 	<ul style="list-style-type: none"> • Continued to gather information
<p>59. Partner with 20 other organizations to promote asset building programs and financial literacy programs HCDD will partner with other agencies such as the United Way, City departments, local government counterparts, and housing counseling agencies by providing fair housing resources and information about the City's downpayment assistance program. This action will address the lack of income and the lack of financial literacy of residents by working with partners to direct families that are interested in the downpayment assistance program but aren't yet ready for homeownership to the resources available to improve their financial standing. NH – Priority: Low</p>	<p>5. Lack of Income/Funding 8. Lack of Financial Education</p>	<ul style="list-style-type: none"> • CDBG-Staff Time 	<p>Start: 2015 Complete: Ongoing</p>	<ul style="list-style-type: none"> • Partner with 20 organizations 	<ul style="list-style-type: none"> • The 2019 Summer Jobs Program employed youth from the age of 16 to 21 years of age and made no-cost or low-cost bank accounts and financial education information available to participants
<p>60. Research changes to integrate AFFH into subdivision process HCDD will research and recommend including the following in the City's subdivision process: <ul style="list-style-type: none"> • Developers should agree to produce print and Internet advertising targeted to certain racial/ethnic groups that are not represented in the community currently to receive subdivision approval • Developers and sales agents should give every client a brochure that identifies illegal discriminatory practices • All advertising should display fair housing logo This action will decrease segregated housing patterns by encouraging private residential developers to AFFH and make housing opportunities known to racial/ethnic groups that are not represented currently in a specific community or neighborhood. Priority: Low</p>	<p>2. Lack of Knowledge about Fair Housing 6. Segregated Housing Patterns Based on Race, Ethnicity, and Economic Status</p>	<ul style="list-style-type: none"> • CDBG-Staff Time 	<p>Start: 2016 Complete: 2018</p>	<ul style="list-style-type: none"> • Recommend updates to subdivision process • Update subdivision process 	<ul style="list-style-type: none"> • No recommendations were made
<p>62. Encourage the addition of a scope of work for accessibility features for all residential permit approvals HCDD will meet with the Plan Review staff to encourage the inclusion of an accessibility features scope of work in the plan submittal for all residential permits. This action will address the lack of accessible housing for persons with disabilities by ensuring accessibility features are present in residential plans. Priority: Low</p>	<p>4. Lack of Accessible Housing for Persons with Disabilities</p>	<ul style="list-style-type: none"> • CDBG-Staff Time 	<p>Start: 2016 Complete: 2016</p>	<ul style="list-style-type: none"> • Research ways to implement through the plan submittal process • Meet with Planning and Development staff 	<ul style="list-style-type: none"> • Research continued

Acronyms – AFFH: Affirmatively Furthering Fair Housing, CRA: HCDD's Community Reinvestment Area, DON: Department of Neighborhoods, GHFHC: Greater Houston Fair Housing Center, HCDD: Housing and Community Development Department, HCIL: Houston Center for Independent Living, HCV: Housing Choice Voucher, HHA: Houston Housing Authority, HHSD: Houston's Health and Human Services Department, HUD: U.S. Department of Housing and Urban Development, HUD-FHEO: HUD's Office of Fair Housing and Equal Opportunity. MOPD: Mayor's Office Persons with Disabilities, Planning: Planning and Development Services Department, PRD: Parks and Recreation Department, PWE: Public Works and Engineering Department, SWMD: Solid Waste Management Department, TIRR: The Institute from Rehabilitation and Research

Houston FHEO Designation, if applicable: MC – Action associated with minority concentration, D – Action associated with disability issues, H – Action associated with homelessness, SN – Action associated with other special needs, and NH – if action is associated with non-housing needs.

PY 2018 CAPER Public Notice (CR40)

Public Notice

The City of Houston Housing and Community Development Department (HCDD) will submit its Consolidated Annual Performance and Evaluation Report (CAPER) for Program Year 2018 (July 1, 2018 – June 30, 2019) to the U.S. Department of Housing and Urban Development (HUD), no later than September 29, 2019. The CAPER is an annual report that describes the use of the following Entitlement Grants: Community Development Block Grant (CDBG), HOME Investment Partnerships Program (HOME) Grant, Emergency Solutions Grant (ESG), and Housing Opportunities for Persons with AIDS (HOPWA) Grant.

The draft 2018 CAPER will be available for review from **Friday, September 6, 2019 to Saturday, September 21, 2019** at the following locations:

- Online at www.houstontx.gov/housing
- Main Public Library – 500 McKinney Street, 77002
- HCDD Office – 2100 Travis Street, 10th Floor, 77002

(Copies of the document in an accessible format will be available at this location, upon request)

Public comments may be submitted by email to Kris Robinson at HCDDPlanning@houstontx.gov, or by mail to HCDD ATTN: Kris Robinson, 2100 Travis Street, 10th Floor, Houston, Texas 77002. A summary of comments received will be included in the final CAPER and will be posted to the HCDD website, upon submission to HUD.

For specific questions or concerns about fair housing or landlord/tenant relations, please contact Yolanda Jeffries at 832.394.6240. For more information about HCDD and its programs, please access HCDD's website at www.houstontx.gov/housing.

Controller's Office

To the Honorable Mayor and City Council of the City of Houston:

I hereby certify, with respect to the money required for the contracts, agreements, obligation or expenditure contemplated by the ordinance set out below that:

- () Funds have been encumbered out of funds previously appropriated for such purpose.
- () Funds have been certified and designated to be appropriated by separate ordinance to be approved prior to the approval of the ordinance set out below.
- () Funds will be available out of current or general revenue prior to the maturity of any such obligation.
- () No pecuniary obligation is to be incurred as a result of approving the ordinance set out below.
- () That the money required for the expenditure or expenditures specified below is in the treasury, in the fund or funds specified below, and is not appropriated for any purposes.
- () A certificate with respect to the money required for the expenditure or expenditures specified below is attached hereto and incorporated hereby by this reference.

(✓) Other - Grant Funds Available

[Handwritten Signature]
General Public

Date: 10-16, 2018

City Controller of the City of Houston

[Handwritten] FUND REF: 5000-3200-520159-

\$1 99,884.00 (32000001-2009)
21,307.29 (3200001-2011)
3200001-2015

AMOUNT: 2,000,000.00 ENCUMB. NO.: GN32071-19

City of Houston, Texas, Ordinance No. 2018- 830

AN ORDINANCE AMENDING CITY OF HOUSTON ORDINANCE NOS. 2008-385 PASSED APRIL 30, 2008, AS AMENDED, 2010-372 PASSED MAY 12, 2010, AS AMENDED, AND 2014-337 PASSED APRIL 23, 2014, AS AMENDED, WHICH AUTHORIZED THE SUBMISSION OF THE 2008, 2010, AND 2014 CONSOLIDATED PLAN/ANNUAL ACTION PLANS TO THE UNITED STATES DEPARTMENT OF HOUSING AND URBAN DEVELOPMENT, INCLUDING THE APPLICATIONS AND BUDGETS FOR THE COMMUNITY DEVELOPMENT BLOCK GRANT ("CDBG") PROGRAM, AMONG OTHERS; CONTAINING FINDINGS AND PROVISIONS RELATING TO THE FOREGOING SUBJECT; AND DECLARING AN EMERGENCY.

* * * *

WHEREAS, on April 30, 2008, pursuant to Ordinance No. 2008-385, the City Council of the City of Houston (“City Council”) approved and authorized the submission of the 2008 Consolidated Action Plan (“2008 Plan”), including an application and budget for the 34th Program Year of the Community Development Block Grant (“CDBG”) Program, among others, to the United States Department of Housing and Urban Development (“HUD”), and the acceptance of the funds if awarded; and

WHEREAS, on May 12, 2010, pursuant to Ordinance No. 2010-372, the City Council approved and authorized the submission of the 2010 Consolidated Plan (“2010 Plan”), including an application and budget, to HUD, for the 36th Program Year of the CDBG Program, among others, and the acceptance of the funds if awarded; and

WHEREAS, on April 23, 2014, pursuant to Ordinance No. 2014-337, the City Council approved and authorized the submission of the 2014 Annual Action Plan (“2014 Plan”), including an application and budget, to HUD, for the 40th Program Year of the CDBG Program, among others, and the acceptance of the funds if awarded; and

WHEREAS, there have been several amendments to the 2008, 2010, and 2014 Plans since the aforementioned ordinances were approved by City Council; and

WHEREAS, HCDD now desires to further amend the 2008 Plan, including the CDBG Application and Budget, to make the following changes: (i) decrease funding for the “Deluxe Theatre” activity (-\$9,988.00), and (ii) increase funding for the “Neighborhood Facilities Improvement” activity (+\$9,988.00); and

WHEREAS, HCDD also desires to amend the 2010 Plan, including the CDBG Program Application and Budget, to make the following changes: (i) decrease funding for the “Deluxe Theatre” activity (-\$21,307.29), and (ii) increase funding for the “Public Facilities and Improvements (Community Facilities) - Unallocated” activity (+\$21,307.29), and

WHEREAS, HCDD also further desires to amend the 2014 Plan, including the CDBG Program Application and Budget, to make the following changes: (i) decrease funding for the “Multifamily Housing” activity (-\$2,000,000.00), and (ii) increase funding for the “Public Facilities and Improvements (Public/Private)” activity (+\$2,000,000.00), and

WHEREAS, the aforementioned changes to the 2008, 2010, and 2014 Plans, including the Applications and Budgets for the CDBG Program, are necessary to reallocate funds for Public and Private Facilities activities; and

WHEREAS, in accordance with HUD regulations, the City is required to amend components of a Consolidated Plan/Annual Action Plan when any of the following occur: (1) an activity is added; (2) an activity is deleted; (3) there is a change in the scope of an activity or a reallocation of funds that increases or decreases the budget of an activity by more than twenty-five (25%) of the original budget; or (4) there is a change in the purpose, location or beneficiary of an activity or a priority is changed; and

WHEREAS, HCDD has publicized in the Houston Chronicle its intent to amend the 2008, 2010 and 2014 Plans, including the Applications and Budgets for the CDBG Programs; and

WHEREAS, the public notice period expired on October 12, 2018, at this time no citizen's comments have been received, and any updates to HUD will follow, as necessary; **NOW, THEREFORE**,

* * * *

BE IT ORDAINED BY THE CITY COUNCIL OF THE CITY OF HOUSTON, TEXAS:

Section 1. That the City Council hereby adopts the recitals set forth above and hereby amends the CDBG Applications and Budgets under the 2008, 2010, 2014 Plans, authorized pursuant to Ordinance No. 2008-385 passed on April 30, 2008, as amended, and Ordinance No. 2010-372 passed on May 12, 2010, as amended, and ordinance No. 2014-337 passed on April 23, 2014, as amended, respectively, in the manner set forth below:

Budget Year Amended	Activity	Budget Decrease	Budget Increase
2008	Deluxe Theatre	(\$9,988.00)	
2008	Neighborhood Facilities Improvements		\$9,988.00
Budget Year Amended	Activity	Budget Decrease	Budget Increase
2010	Deluxe Theatre	(\$21,307.29)	
2010	Public Facilities and Improvements (Community Facilities) - Unallocated		\$21,307.29

Budget Year Amended	Activity	Budget Decrease	Budget Increase
2014	Multifamily Housing	(\$2,000,000.00)	
2014	Public Facilities and Improvements (Public/Private)		\$2,000,000.00
Total CDBG Budget Changes		(\$2,031,295.29)	\$2,031,295.29

Section 2. That by this amendment, the aforementioned reallocation of funds will result in a current allocation of funds under the 2008, 2010, and 2014 Plans, including the Applications and Budgets for the CDBG Programs as set forth under **EXHIBIT "A"**, attached hereto and incorporated herein by reference.

Section 3. That the City Council finds that citizens residing in community development areas and residents and members of neighborhood-based organizations were given an opportunity to comment on the proposed changes contained in this amendment.

Section 4. That the City Council takes cognizance of the fact that in order to facilitate operations of various City community development programs, projects and activities, and to make adjustments occasioned by events transpiring during the year, it may become necessary to make adjustments to the projected uses of some of the program activities as originally adopted. Accordingly, the Mayor, through the Director of the HCDD, has determined:

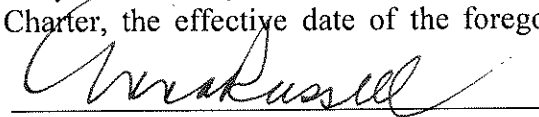
- (1) a formal amendment may not be required by HUD nor the City Council for such administrative changes to the budget; and
- (2) this document will serve as a transmittal to HUD in compliance with 24 CFR §91.505(c), if applicable.

Section 5. That there exists a public emergency requiring that this Ordinance be passed finally on the date of its introduction as requested in writing by the Mayor; therefore, this Ordinance shall be passed finally on such date and shall take effect immediately upon its passage and approval by the Mayor; however, in the event that the Mayor fails to sign this Ordinance within five days after its passage and adoption, it shall take effect in accordance with Article VI, Section 6, Houston City Charter.

PASSED AND ADOPTED this 17th day of October, 2018.

APPROVED this _____ day of _____, 2018.

Pursuant to Article VI, Section 6, Houston City Charter, the effective date of the foregoing Ordinance is OCT 23 2018.

 Mayor of the City of Houston

 City Secretary

(Prepared by Legal Dept. Barbara J. Kiese
 (BJP/KCI/09/18/18) Senior Assistant City Attorney
 (Requested by Tom McCasland, Director, Housing and Community Development Department
 (L.D. File No. 0291300032003)
 FUND REF: No New Funding Required
 Community Development Block Grant (CDBG) – Fund 5000

CAPTION PUBLISHED IN DAILY COURT
 REVIEW DATE: **OCT 23 2018**

AYE	NO	
✓		MAYOR TURNER
....	COUNCIL MEMBERS
✓		STARDIG
ABSENT		DAVIS
ABSENT		COHEN
✓		BOYKINS
✓		MARTIN
ABSENT DUE TO BEING ILL		LE
✓		TRAVIS
✓		CISNEROS
✓		GALLEGOS
✓		LASTER
✓		CASTEX-TATUM
✓		KNOX
✓		ROBINSON
✓		KUBOSH
✓		EDWARDS
✓		CHRISTIE
CAPTION	ADOPTED	

EXHIBIT A

PREPARED: September 26, 2018
 APPROVED:
 AMENDMENT: 9
 ORDINANCE NO:

PROJECTED USE OF FUNDS BUDGET FOR
 THIRTY-FOURTH PROGRAM YEAR
 July 1, 2008 through June 30, 2009

COUNCIL DISTRICT		CURRENT ALLOCATION	REALLOCATION	REVISED CURRENT ALLOCATION	% of REVISED CURRENT ALLOCATION
PUBLIC FACILITIES AND IMPROVEMENTS					
D	Fire Station 24	\$ 2,400,000.00		\$ 2,400,000.00	
B	Trinity Gardens Drainage Improvements	\$ 3,000,000.00		\$ 3,000,000.00	
Various	Neighborhood Facilities Improvements	\$ 1,200,642.82	\$ 9,988.00	\$ 1,210,630.82	
Various	SPARKS/Parks	\$ 350,000.00		\$ 350,000.00	
	Harris County Cemetery	\$ 425,677.89		\$ 425,677.89	
	Deluxe Theater	\$ 800,000.00	\$ (9,988.00)	\$ 790,012.00	
	Shifa Healthcare and Community Services USA	\$ 64,802.49		\$ 64,802.49	
	Bering Omega	\$ 297,442.71		\$ 297,442.71	
	Sub-Total	\$ 8,538,565.91	\$ -	\$ 8,538,565.91	25.32%
HOUSING					
Various	Housing Assistance Programs	\$ 6,581,793.89		\$ 6,581,793.89	
	Sub-Total	\$ 6,581,793.89	\$ -	\$ 6,581,793.89	19.52%
PUBLIC SERVICES					
Various	Community Services	\$ 4,913,350.00		\$ 4,913,350.00	
Various	Emergency Shelter Grants (Match)	\$ 700,000.00		\$ 700,000.00	
	Sub-Total	\$ 5,613,350.00	\$ -	\$ 5,613,350.00	16.65%
PLANNING					
Various	Coalition for the Homeless	\$ 133,415.00		\$ 133,415.00	
	Sub-Total	\$ 133,415.00	\$ -	\$ 133,415.00	0.40%
ECONOMIC DEVELOPMENT*					
Various	Economic Development Assistance Program	\$ 2,388,424.00		\$ 2,388,424.00	
	Sub-Total	\$ 2,388,424.00	\$ -	\$ 2,388,424.00	7.08%

PREPARED: September 26, 2018
 APPROVED:
 AMENDMENT: 9
 ORDINANCE NO:

**PROJECTED USE OF FUNDS BUDGET FOR
 THIRTY-FOURTH PROGRAM YEAR
 July 1, 2008 through June 30, 2009**

COUNCIL DISTRICT		CURRENT ALLOCATION	REALLOCATION	REVISED CURRENT ALLOCATION	% of REVISED CURRENT ALLOCATION
CLEARANCE					
Various	Dangerous Building/Code Enforcement	\$ 3,566,058.88		\$ 3,566,058.88	
Various	Administration/Legal Department	\$ 744,119.32		\$ 744,119.32	
	Sub-Total	\$ 4,310,178.20	\$ -	\$ 4,310,178.20	12.78%
PROGRAM ADMINISTRATION					
N/A	CDBG Program Administration	\$ 5,856,522.79		\$ 5,856,522.79	
N/A	Other Departments Administration	\$ 294,967.21		\$ 294,967.21	
	Sub-Total	\$ 6,151,490.00	\$ -	\$ 6,151,490.00	18.24%
	TOTAL	\$ 33,717,217.00	\$ -	\$ 33,717,217.00	100.00%

**ESTIMATE OF THIRTY-FOURTH YEAR CDBG
 PROGRAM INCOME**

Sources of Program Income	Amount
Houston Housing Improvement Program Loan Repayments	\$ 18,000.00
Multi-Family Housing Loan Repayments	\$ 282,000.00
Affordable Housing Loan Repayments	\$ 180,000.00
Small Business Revolving Loan Repayments	\$ 726,540.00
Palm Center Operations	\$ 1,400,000.00
Subrecipient	\$ 20,000.00
Sale of Armory	\$ 416,966.00
Sale of Property to YMCA	\$ 461,068.00
Other Program Income	\$ 413,945.00
Sub-Total	\$ 3,918,519.00
Projected Use of Program Income	
Small Business Revolving Loan Funds	\$ 1,100,000.00
Palm Center Operations	\$ 900,000.00
All other Programs:	
Public Facilities and Improvements, Public Services, CDBG Administration and Small Business Revolving Loan Fund	\$ 1,918,519.00
Sub-Total	\$ 3,918,519.00
TOTAL FUNDING DOLLARS AVAILABLE FY 2009	
Thirty-fourth Year CDBG Allocation	\$ 29,798,698.00
Estimated Program Income	\$ 3,918,519.00
Prior Years Funding	
Total	\$ 33,717,217.00

PREPARED: September 26, 2018
 APPROVED:
 AMENDMENT: 12
 ORDINANCE NO:

PROJECTED USE OF FUNDS BUDGET FOR
 THIRTY-SIXTH PROGRAM YEAR
 July 1, 2010 through June 30, 2011

COUNCIL DISTRICT		CURRENT ALLOCATION	REALLOCATION	CURRENT REVISED ALLOCATION	% of CURRENT REVISED ALLOCATION
PUBLIC FACILITIES AND IMPROVEMENTS					
B	Deluxe Theater	\$ 1,500,000.00	\$ (21,307.29)	\$ 1,478,692.71	
I	Stanaker - Library	\$ 500,000.00		\$ 500,000.00	
ALL	Houston Police Department-Fondren	\$ 500,000.00		\$ 500,000.00	
I	Ibn Sina Clinic	\$ 1,200,000.00		\$ 1,200,000.00	
C	Korean Community Center	\$ 500,000.00		\$ 500,000.00	
	Schwartz Park	\$ 346,074.92		\$ 346,074.92	
	SPARKS Parks	\$ 350,000.00		\$ 350,000.00	
	Program Delivery Costs	\$ 300,000.00		\$ 300,000.00	
	Pro-Vision Charter School	\$ 200,000.00		\$ 200,000.00	
	Public Facilities and Improvements (Community Facilities) - Unallocated	\$ 2,257,354.53	\$ 21,307.29	\$ 2,278,661.82	
	Ft. Bend Senior Citizens Center	\$ 250,000.00		\$ 250,000.00	
	Star of Hope Womens and Family Emergency Shelter	\$ 300,000.00		\$ 300,000.00	
	Bering Omega	\$ 518,599.53		\$ 518,599.53	
	SUB-TOTAL	\$ 8,722,028.98	\$ -	\$ 8,722,028.98	24.38%
HOUSING					
VARIOUS	Single Family Home Repair	\$ 592,978.44		\$ 592,978.44	
VARIOUS	Lead Based Paint	\$ 1,040,859.16		\$ 1,040,859.16	
VARIOUS	Single Family Home Repair Relocation	\$ 428,331.78		\$ 428,331.78	
VARIOUS	Rehabilitation Administration, Project Delivery	\$ 1,090,000.00		\$ 1,090,000.00	
	Multifamily Acquisition/Rehabilitation/Relocation	\$ 2,300,897.00		\$ 2,300,897.00	
	Homebuyer Assistance	\$ 190,997.00		\$ 190,997.00	
	SUB-TOTAL	\$ 5,644,063.38	\$ -	\$ 5,644,063.38	15.77%
PUBLIC SERVICES					
VARIOUS	Various Public Services	\$ 4,880,997.42		\$ 4,880,997.42	
VARIOUS	Emergency Sheiter Grants (Match)	\$ 794,912.68		\$ 794,912.68	
	SUB-TOTAL	\$ 5,675,910.10	\$ -	\$ 5,675,910.10	15.86%
PLANNING					
VARIOUS	Planning	\$ 131,993.69		\$ 131,993.69	
	SUB-TOTAL	\$ 131,993.69	\$ -	\$ 131,993.69	0.37%

PREPARED: September 26, 2018
 APPROVED:
 AMENDMENT: 12
 ORDINANCE NO:

**PROJECTED USE OF FUNDS BUDGET FOR
 THIRTY-SIXTH PROGRAM YEAR
 July 1, 2010 through June 30, 2011**

COUNCIL DISTRICT		CURRENT ALLOCATION	REALLOCATION	CURRENT REVISED ALLOCATION	% of CURRENT REVISED ALLOCATION
ECONOMIC DEVELOPMENT*					
VARIOUS	Economic Development Assistance Programs	\$ 4,840,268.03		\$ 4,840,268.03	
	SUB-TOTAL	\$ 4,840,268.03	\$ -	\$ 4,840,268.03	13.53%
CLEARANCE					
VARIOUS	Dangerous Building & Legal Department	\$ 3,431,215.29		\$ 3,431,215.29	
VARIOUS	Code Enforcement	\$ 865,507.93		\$ 865,507.93	
	SUB-TOTAL	\$ 4,296,723.22	\$ -	\$ 4,296,723.22	12.01%
PROGRAM ADMINISTRATION					
N/A	CDBG Program Administration	\$ 6,160,708.19		\$ 6,160,708.19	
N/A	Other Departments Administration	\$ 308,226.41		\$ 308,226.41	
	SUB-TOTAL	\$ 6,468,934.60	\$ -	\$ 6,468,934.60	18.08%
	TOTAL	\$ 35,779,922.00	\$ -	\$ 35,779,922.00	100.00%

ESTIMATE OF THIRTY-SIXTH YEAR CDBG PROGRAM INCOME

	Amount
Sources of Program Income	
Multi-Family Housing Loan Repayments	\$ 610,520.00
Small Business Revolving Loan Repayments	\$ 1,300,000.00
Palm Center Operations	\$ 1,100,000.00
Other Program Income	\$ -
Sub-Total	\$ 3,010,520.00
Projected Use of Program Income	
Small Business Revolving Loan Funds	\$ 1,300,000.00
Palm Center Operations	\$ 1,100,000.00
All other Programs: Public Facilities and Improvements, Public Services, CDBG Administration	\$ 610,520.00
Sub-Total	\$ 3,010,520.00

TOTAL FUNDING DOLLARS AVAILABLE FY 2011	
Thirty-sixth Year CDBG Allocation	\$ 32,769,402.00
Estimated Program Income	\$ 3,010,520.00
Total	\$ 35,779,922.00

PREPARED: September 26, 2018
 APPROVED:
 AMENDMENT: 3
 ORDINANCE NO:

**PROJECTED USE OF FUNDS BUDGET FOR
 FORTIETH PROGRAM YEAR
 July 1, 2014 through June 30, 2015**

COUNCIL DISTRICT	CURRENT ALLOCATION	REALLOCATION	CURRENT REVISED ALLOCATION	% of CURRENT REVISED ALLOCATION
CDBG ACTIVITIES				
¹ - Program Administration*	\$ 5,023,762.85	\$ -	\$ 5,023,762.85	20.00%
¹ - Public Services**	\$ 3,569,135.65	\$ -	\$ 3,569,135.65	14.21%
ESG Match (1:1 - Includes In-Kind)	\$ 527,399.48	\$ -	\$ 527,399.48	2.10%
¹ - Public-Facilities and Improvements (Public/Private)	\$ 10,125,470.07	\$ 2,000,000.00	\$ 12,125,470.07	48.27%
Single Family Housing	\$ -	\$ -	\$ -	0.00%
Lead-Based Paint	\$ 265,563.56	\$ -	\$ 265,563.56	1.06%
Multifamily Housing	\$ 2,683,236.44	\$ (2,000,000.00)	\$ 683,236.44	2.72%
Code Enforcement	\$ 2,548,548.53	\$ -	\$ 2,548,548.53	10.15%
¹ - Interim Assistance	\$ 375,697.69	\$ -	\$ 375,697.69	1.50%
SUB-TOTAL	\$ 25,118,814.27	\$ -	\$ 25,118,814.27	100.00%

*Program Administration up to 20% of Grant Amount + Projected Program Income

**The City has been grandfathered with a rate of 16.77% instead of 15%

***Additional Program Income in the amount of \$619,174.23 was earned after Ordinance 2015-734 was approved on 7/29/15. This additional Program Income was entered in SAP through an Administrative transfer because it increased the total grant by less than 25%.

¹ - Funds in the amount of \$1,565,407.04 shown in the Reallocation column is a result of additional unrecognized Program Income earned in Grant Year 2014.

FORTIETH CDBG AWARD (PY-2014/FY-2015)	
Fortieth Year CDBG Allocation (PY-2014/FY-2015)	\$ 22,747,420.00
Actual Program Income (PY-2014/FY-2015)	\$ 2,371,394.27
Total	\$ 25,118,814.27

ACTUAL FORTIETH YEAR CDBG (PY-2014/FY-2015)	
PROGRAM INCOME	
Sources of Program Income	Amount
Single Family Loans	\$ 200.00
Multifamily Housing Loan Repayments/Fees	\$ 2,311,535.52
Subrecipient and Other Income	\$ 59,658.75
Sub-Total	\$ 2,371,394.27
Uses of Program Income	
Program Administration	\$ 474,279.85
Public Services	\$ 281,793.13
Public-Facilities and Improvements (Public/Private)	\$ 1,615,321.29
Sub-Total	\$ 2,371,394.27

Controller's Office

To the Honorable Mayor and City Council of the City of Houston:

I hereby certify, with respect to the money required for the contracts, agreements, obligation or expenditure contemplated by the ordinance set out below that:

- () Funds have been encumbered out of funds previously appropriated for such purpose.
- () Funds have been certified and designated to be appropriated by separate ordinance to be approved prior to the approval of the ordinance set out below.
- () Funds will be available out of current or general revenue prior to the maturity of any such obligation.
- () No pecuniary obligation is to be incurred as a result of approving the ordinance set out below.
- () That the money required for the expenditure or expenditures specified below is in the treasury, in the fund or funds specified below, and is not appropriated for any purposes.
- () A certificate with respect to the money required for the expenditure or expenditures specified below is attached hereto and incorporated hereby by this reference.

Amendments to 2013, 2015, 2016, 2017 & 2018
 Other - Grant Funds Available
 Action Plan Budgets

Date: 12-4, 2018

City Controller of the City of Houston

[Signature]
 Stephen Kelle

FUND REF: NA-3200- AMOUNT: -0- ENCUMB. NO.: CA132073-18

City of Houston, Texas, Ordinance No. 2018-980

AN ORDINANCE AMENDING CITY OF HOUSTON ORDINANCE NOS. 2013-353 PASSED APRIL 30, 2013, AS AMENDED; 2015-338 PASSED APRIL 21, 2015, AS AMENDED; 2016-340 PASSED MAY 3, 2016, AS AMENDED; 2017-516 PASSED JULY 25, 2017, AS AMENDED; AND 2018-430 PASSED MAY 29, 2018, AS AMENDED, WHICH AUTHORIZED THE SUBMISSIONS OF THE 2013, 2015, 2016, 2017 AND 2018 ANNUAL ACTION PLANS TO THE UNITED STATES DEPARTMENT OF HOUSING AND URBAN DEVELOPMENT, INCLUDING THE APPLICATIONS AND BUDGETS FOR THE COMMUNITY DEVELOPMENT BLOCK GRANT ("CDBG") PROGRAM, AMONG OTHERS; CONTAINING FINDINGS AND PROVISIONS RELATING TO THE FOREGOING SUBJECT; AND DECLARING AN EMERGENCY.

* * * *

WHEREAS, on April 30, 2013, pursuant to Ordinance No. 2013-353, the City Council of the City of Houston (“City Council”) approved and authorized the submission of the 2013 Annual Action Plan (“2013 Plan”), including an application and budget for the 39th Program Year of the Community Development Block Grant (“CDBG”) Program, among others, to the United States Department of Housing and Urban Development (“HUD), and the acceptance of the funds if awarded; and

WHEREAS, on April 21, 2015, pursuant to Ordinance No. 2015-338, the City Council approved and authorized the submission to HUD of the 2015-2019 Consolidated Plan, including the 2015 Action Plan (“2015 Plan”), which includes an application and budget for the 41st Program Year of the CDBG Program, among others, and the acceptance of the funds if awarded; and

WHEREAS, on May 3, 2016, pursuant to Ordinance No. 2016-340, the City Council approved and authorized the submission to HUD of the 2016 Annual Action Plan (“2016 Plan”), including an application and budget for the 42nd Program Year of the CDBG Program, among others, and the acceptance of the funds if awarded; and

WHEREAS, on July 25, 2017, pursuant to Ordinance No. 2017-516, the City Council approved and authorized the submission to HUD of the 2017 Annual Action Plan (“2017 Plan”), including an application and budget for the 43rd Program Year of the CDBG Program, among others, and the acceptance of the funds if awarded; and

WHEREAS, on May 29, 2018, pursuant to Ordinance No. 2018-430, the City Council approved and authorized the submission to HUD of the 2018 Annual Action Plan (“2018 Plan”), including an application and budget for the 44th Program Year of the CDBG Program, among others, and the acceptance of the funds if awarded; and

WHEREAS, there have been several amendments to the 2013, 2015, 2016, 2017, and 2018 Plans since the aforementioned ordinances were approved by City Council; and

WHEREAS, HCDD now desires to further amend the 2013 Plan, including the CDBG Program Application and Budget, to make the following changes: (i) decrease funding for the “Single Family Development – New Construction” activity (-\$252,065.98), and (ii) increase funding for the “Single Family Housing” activity (+\$252,065.98); and

WHEREAS, HCDD also desires to amend the 2015 Plan, including the CDBG Program Application and Budget, to make the following changes: (i) decrease funding for the “Single Family Development – New Construction” activity (-\$10,792.46), and (ii) increase funding for the “Single Family Home Repair” activity (+\$10,792.46), and

WHEREAS, HCDD also further desires to amend the 2016 Plan, including the CDBG Program Application and Budget, to make the following changes: (i) decrease funding for the “Single Family Development – New Construction” activity (-\$2,630,577.39), and (ii) increase funding for the “Single Family Home Repair” activity (+\$2,630,577.39), and

WHEREAS, HCDD also desires to amend the 2017 Plan, including the CDBG Program Application and Budget, to make the following changes: (i) decrease funding for the “Single Family Development – New Construction” activity (-\$4,074,048.75), and (ii) increase funding for the “Single Family Home Repair” activity (+\$4,074,048.75), and

WHEREAS, HCDD also desires to amend the 2018 Plan, including the CDBG Program Application and Budget, to make the following changes: (i) decrease funding for the “Single Family Development – New Construction” activity (-\$5,288,800.00), and (ii) increase funding for the “Single Family Home Repair” activity (+\$5,288,800.00), and

WHEREAS, the aforementioned changes to the 2013, 2015, 2016, 2017, and 2018 Plans, including the Applications and Budgets for the CDBG Program, are necessary to reallocate funds for Single Family Home Repair activities; and

WHEREAS, in accordance with HUD regulations, the City is required to amend components of a an Annual Action Plan when any of the following occur: (1) an activity is added; (2) an activity is deleted; (3) there is a change in the scope of an activity or a reallocation of funds that increases or decreases the budget of an activity by more than twenty-five (25%) of the original budget; or (4) there is a change in the purpose, location or beneficiary of an activity or a priority is changed; and

WHEREAS, HCDD has publicized in the Houston Chronicle its intent to amend the 2013, 2015, 2016, 2017, and 2018 Plans, including the Applications and Budgets for the CDBG Programs; and

WHEREAS, the public notice period expired on November 28, 2018, at this time no citizen's comments have been received, and any updates to HUD will follow, as necessary;
NOW, THEREFORE,

* * * *

BE IT ORDAINED BY THE CITY COUNCIL OF THE CITY OF HOUSTON, TEXAS:

Section 1. That the City Council hereby adopts the recitals set forth above and hereby amends the CDBG Applications and Budgets under the 2013, 2015, 2016, 2017, and 2018 Plans, authorized pursuant to Ordinance No. 2013-353 passed on April 30, 2013, as amended; Ordinance No. 2015-338 passed on April 21, 2015, as amended; Ordinance No. 2016-340 passed on May 3, 2016, as amended; Ordinance No. 2017-516 passed on July 25, 2017, as amended; and Ordinance No. 2018-430 passed on May 29, 2018, as amended; respectively, in the manner set forth below:

Budget Year Amended	Activity	Budget Decrease	Budget Increase
2013	Single Family Development-New Construction	(\$252,065.98)	

2013	Single Family Housing		\$252,065.98
------	-----------------------	--	--------------

Budget Year Amended	Activity	Budget Decrease	Budget Increase
2015	Single Family Development-New Construction	(\$10,792.46)	

2015	Single Family Home Repair		\$10,792.46
------	---------------------------	--	-------------

Budget Year Amended	Activity	Budget Decrease	Budget Increase
2016	Single Family Development-New Construction	(\$2,630,577.39)	

2016	Single Family Home Repair		\$2,630,577.39
------	---------------------------	--	----------------

Budget Year Amended	Activity	Budget Decrease	Budget Increase
2017	Single Family Development-New Construction	(\$4,074,048.75)	

2017	Single Family Home Repair		\$4,074,048.75
------	---------------------------	--	----------------

Budget Year Amended	Activity	Budget Decrease	Budget Increase
2018	Single Family Development-New Construction	(\$5,288,800.00)	

2018	Single Family Home Repair		\$5,288,800.00
------	---------------------------	--	----------------

TOTAL CDBG BUDGET CHANGES		(\$12,256,284.58)	\$12,256,284.58
----------------------------------	--	-------------------	-----------------

252,065.98	+	
10,792.46	+	
2,630,577.39	+	
4,074,048.75	+	
5,288,800.00	+	
12,256,284.58	*	

4

RF

Section 2. That by this amendment, the aforementioned reallocation of funds will result in a current allocation of funds under the 2013, 2015, 2016, 2017, and 2018 Plans, including the Applications and Budgets for the CDBG Programs as set forth under **EXHIBIT "A"**, attached hereto and incorporated herein by reference.

Section 3. That the City Council finds that citizens residing in community development areas and residents and members of neighborhood-based organizations were given an opportunity to comment on the proposed changes contained in this amendment and that to date no comments have been received, and any updates to HUD will follow, as necessary.

Section 4. That the City Council takes cognizance of the fact that in order to facilitate operations of various City community development programs, projects and activities, and to make adjustments occasioned by events transpiring during the year, it may become necessary to make adjustments to the projected uses of some of the program activities as originally adopted. Accordingly, the Mayor, through the Director of the HCDD, has determined:

- (1) a formal amendment may not be required by HUD nor the City Council for such administrative changes to the budget; and
- (2) this document will serve as a transmittal to HUD in compliance with 24 CFR §91.505(c), if applicable.

Section 5. That there exists a public emergency requiring that this Ordinance be passed finally on the date of its introduction as requested in writing by the Mayor; therefore, this Ordinance shall be passed finally on such date and shall take effect immediately upon its passage and approval by the Mayor; however, in the event that the Mayor fails to sign this Ordinance within five days after its passage and adoption, it shall take effect in accordance with Article VI, Section 6, Houston City Charter.

PASSED AND ADOPTED this 5th day of December, 2018.

APPROVED this 5th day of December, 2018.


Mayor of the City of Houston

Pursuant to Article VI, Section 6, Houston City Charter, the effective date of the foregoing Ordinance is _____.

City Secretary

(Prepared by Legal Dept. Barbara J. Leslie
 (BJP/KCI/10/25/18) Senior Assistant City Attorney
 (Requested by Tom McCasland, Director, Housing and Community Development Department
 (L.D. File No. ***)
 FUND REF: No New Funding Required
 Community Development Block Grant (CDBG) – Fund 5000

CAPTION PUBLISHED IN DAILY COURT
 REVIEW DATE: DEC 11 2018

AYE	NO	
✓		MAYOR TURNER
....	COUNCIL MEMBERS
✓		STARDIG
ABSENT-OUT OF CITY CITY BUSINESS		DAVIS
✓		COHEN
✓		BOYKINS
✓		MARTIN
✓		LE
✓		TRAVIS
✓		CISNEROS
✓		GALLEGOS
✓		LASTER
ABSENT-OUT OF CITY CITY BUSINESS		CASTEX-TATUM
✓		KNOX
✓		ROBINSON
✓		KUBOSH
ABSENT-OUT OF CITY ON PERSONAL BUSINESS		EDWARDS
✓		CHRISTIE
CAPTION	ADOPTED	

z:\bet\ord\ordsubstantialamedments2008,2010&2014cdbg2018.doc

0.00 *

4,788,866.76 +_L

3,464,429.61 +_~

550,000.00 +_~

6,212,390.09 +_~

590,445.62 +_~

450,000.00 +_~

998,596.56 +_~

1,495,455.64 +_~

2,402,202.31 +_~

2,708,535.00 +_~

43,001.22 +_~

414.00 +_~

240,000.00 +_~

23,944,336.81 *

EXHIBIT A

0.00 *

23,714,902.00 +_~

229,434.81 +_~

23,944,336.81 *

0.00 *

145,231.79 +_~

2,804.37 +_~

81,393.65 +_X

229,429.81 *_X

229,429.81 +

81,393.65 +_~

229,434.81 *_~

Cont
↓ ✓

0.00 *

45,886.76 +

37,440.61 +

146,107.44 +

229,434.81 *_~

0.00 *

PREPARED: November 15, 2018
 APPROVED:
 AMENDMENT: 9
 ORDINANCE NO:

PROJECTED USE OF FUNDS BUDGET FOR
 THIRTY-NINTH PROGRAM YEAR
 July 1, 2013 through June 30, 2014

COUNCIL DISTRICT	CURRENT ALLOCATION	REALLOCATION	CURRENT REVISED ALLOCATION	% of CURRENT REVISED ALLOCATION
CDBG ACTIVITIES				
¹ - Program Administration*	\$ 4,788,866.76	\$ -	\$ 4,788,866.76	20.00%
¹ - Public Services**	\$ 3,464,429.61	\$ -	\$ 3,464,429.61	14.47%
ESG Match (1:1 - Includes In-Kind)	\$ 550,000.00	\$ -	\$ 550,000.00	2.30%
¹ - Public-Facilities and Improvements (Public/Private)	\$ 6,212,390.09		\$ 6,212,390.09	25.95%
Single Family Housing	\$ 338,379.64	\$ 252,065.98	\$ 590,445.62	2.47%
Relocation	\$ 450,000.00	\$ -	\$ 450,000.00	1.88%
Lead-Based Paint	\$ 998,596.56		\$ 998,596.56	4.17%
Multifamily Housing	\$ 1,495,455.64	\$ -	\$ 1,495,455.64	6.25%
Economic Development	\$ 2,402,202.31		\$ 2,402,202.31	10.03%
Code Enforcement	\$ 2,708,535.00	\$ -	\$ 2,708,535.00	11.31%
¹ - Interim Assistance	\$ 43,001.22	\$ -	\$ 43,001.22	0.18%
Homebuyer Assistance	\$ 414.00	\$ -	\$ 414.00	0.00%
Housing Services	\$ 240,000.00	\$ -	\$ 240,000.00	1.00%
Single Family Development - New Construction	\$ 252,065.98	\$ (252,065.98)	\$ -	0.00%
SUB-TOTAL	\$ 23,944,336.81	\$ -	\$ 23,944,336.81	100.00%

*Program Administration up to 20% of Grant Amount + Projected Program Income

**The City has been grandfathered with a rate of 16.77% instead of 15%

¹ - Funds in the amount of \$134,378.81 shown in the Reallocation column is a result of additional unrecognized Program Income earned in Grant Year 2013.

THIRTY-NINTH CDBG AWARD - FY2014

Thirty-ninth Year CDBG Allocation	\$ 23,714,902.00
Earned Program Income	\$ 229,434.81
Total	\$ 23,944,336.81

ACTUAL THIRTY-NINTH YEAR CDBG
 PROGRAM INCOME

Sources of Program Income	Amount
Multi-Family Housing Loan Repayments	\$ 145,231.79
Single Family Housing Payments	\$ 2,804.37
	\$ 81,398.65
Sub-Total	\$ 229,434.81
Use of Program Income	
Program Administration	\$ 45,886.76
Public Services	\$ 37,440.61
Public-Facilitied and Improvements (Public/Private)	\$ 146,107.44
Sub-Total	\$ 229,434.81

PREPARED: November 15, 2018
 APPROVED:
 AMENDMENT: 4
 ORDINANCE NO:

PROJECTED USE OF FUNDS BUDGET FOR
 FORTY-FIRST PROGRAM YEAR
 July 1, 2015 through June 30, 2016

CDBG ACTIVITIES	CURRENT ALLOCATION	REALLOCATION	CURRENT REVISED ALLOCATION	% of CURRENT REVISED ALLOCATION
Program Administration*	\$ 4,781,273.51		\$ 4,781,273.51	20.00%
Public Services**	\$ 3,484,097.84		\$ 3,484,097.84	14.57%
ESG Match (1:1 - Includes In-Kind)	\$ 525,000.00		\$ 525,000.00	2.20%
Public-Facilities and Improvements (Public/Private)	\$ 7,571,067.08		\$ 7,571,067.08	31.67%
Lead-Based Paint	\$ 650,000.00		\$ 650,000.00	2.72%
Multifamily Housing	\$ 3,173,355.54		\$ 3,173,355.54	13.27%
Code Enforcement	\$ 2,518,211.15		\$ 2,518,211.15	10.53%
Homebuyer Assistance	\$ 1,192,569.98		\$ 1,192,569.98	4.99%
Single Family Home Repair		\$ 10,792.46	\$ 10,792.46	0.05%
Single Family Development - New Construction	\$ 10,792.46	\$ (10,792.46)	\$ -	0.00%
TOTAL	\$ 23,906,367.56	\$ -	\$ 23,906,367.56	100.00%

*Program Administration up to 20% of Grant Amount + Projected Program Income

**The City has been grandfathered with a rate of 16.77% instead of 15%

2015 CDBG AWARD - FY2016

Project CDBG Grant Award	\$ 22,352,814.00
Estimated Program Income	\$ 194,470.00
Additional Earned Program Income	\$ 1,359,083.56
Total	\$ 23,906,367.56

PREPARED: November 15, 2018
 APPROVED:
 AMENDMENT: 5
 ORDINANCE NO:

PROJECTED USE OF FUNDS BUDGET FOR
 FORTY-SECOND PROGRAM YEAR
 July 1, 2016 through June 30, 2017

CDBG ACTIVITIES	CURRENT ALLOCATION	REALLOCATION	CURRENT REVISED ALLOCATION	% of CURRENT REVISED ALLOCATION
Program Administration*	\$ 4,852,827.87		\$ 4,852,827.87	20.00%
Public Services**	\$ 3,544,096.54		\$ 3,544,096.54	14.61%
ESG Match (1:1 - Includes In-Kind)	\$ 525,000.00		\$ 525,000.00	2.16%
Public-Facilities and Improvements (Public/Private)	\$ 498,021.66		\$ 498,021.66	2.05%
Multifamily Housing	\$ 972,832.87		\$ 972,832.87	4.01%
Economic Development	\$ 100,000.00		\$ 100,000.00	0.41%
Code Enforcement	\$ 2,587,610.08		\$ 2,587,610.08	10.66%
Homebuyer Assistance	\$ 1,800,944.57		\$ 1,800,944.57	7.42%
Single Family Home Repair	\$ 6,752,231.39	\$ 2,630,577.39	\$ 9,382,808.78	38.67%
Single Family Development - New Construction	\$ 2,630,577.39	\$ (2,630,577.39)	\$ -	0.00%
TOTAL	\$ 24,264,142.37	\$ -	\$ 24,264,142.37	100.00%

*Program Administration up to 20% of Grant Amount + Projected Program Income

**The City has been grandfathered with a rate of 16.77% instead of 15%

2016 CDBG AWARD - FY2017

Projected CDBG Grant Award	\$ 22,140,237.00
Estimated Program Income	\$ 181,511.00
Additional Earned Program Income	\$ 1,942,394.37
Total	\$ 24,264,142.37

PREPARED: November 15, 2018
 APPROVED:
 AMENDMENT: 2
 ORDINANCE NO.:

PROJECTED USE OF FUNDS BUDGET FOR
 FORTY-THIRD PROGRAM YEAR
 July 1, 2017 through June 30, 2018

CDBG ACTIVITIES	CURRENT ALLOCATION	REALLOCATION	CURRENT REVISED ALLOCATION	% of CURRENT REVISED ALLOCATION
Program Administration*	\$ 4,437,418.00		\$ 4,437,418.00	20.00%
Public Services**	\$ 3,220,774.00		\$ 3,220,774.00	14.52%
ESG Match (1:1 - Includes In-Kind)	\$ 500,000.00		\$ 500,000.00	2.25%
Public-Facilities and Improvements (Public/Private)	\$ 945,000.00		\$ 945,000.00	4.26%
Single Family Home Repair	\$ 4,025,000.00	\$ 4,074,048.75	\$ 8,099,048.75	37%
Homeownership Assistance	\$ 1,000,068.00		\$ 1,000,068.00	4.51%
Lead Based Paint	\$ 750,000.00		\$ 750,000.00	3.38%
Multifamily Housing	\$ 300,000.00		\$ 300,000.00	1.35%
Economic Development	\$ 325,951.25		\$ 325,951.25	1.47%
Code Enforcement	\$ 2,608,830.00		\$ 2,608,830.00	11.76%
Single Family Development - New Construction	\$ 4,074,048.75	\$ (4,074,048.75)	\$ -	0.00%
TOTAL	\$ 22,187,090.00	\$ -	\$ 22,187,090.00	100.00%

*Program Administration up to 20% of Grant Amount + Projected Program Income

**The City has been grandfathered with a rate of 16.77% instead of 15%

2016 CDBG AWARD - FY2017

Projected CDBG Grant Award	\$ 22,033,446.00
Estimated Program Income	\$ 153,644.00
Total	\$ 22,187,090.00

PREPARED: November 15, 2018
 APPROVED:
 AMENDMENT: 1
 ORDINANCE NO:

PROJECTED USE OF FUNDS BUDGET FOR
 FORTY-FOURTH PROGRAM YEAR
 July 1, 2018 through June 30, 2019

CDBG ACTIVITIES	CURRENT ALLOCATION	REALLOCATION	CURRENT REVISED ALLOCATION	% of CURRENT REVISED ALLOCATION
Program Administration*	\$ 4,820,563.00	\$ -	\$ 4,820,563.00	20.00%
Public Services**	\$ 3,542,042.00	\$ -	\$ 3,542,042.00	14.70%
ESG Match (1:1 - Includes In-Kind)**	\$ 500,000.00	\$ -	\$ 500,000.00	2.07%
Public-Facilities and Improvements (Public/Private)	\$ 409,600.00	\$ -	\$ 409,600.00	1.70%
Single Family Home Repair	\$ 4,733,581.00	\$ 5,288,800.00	\$ 10,022,381.00	41.58%
Single Family Development - New Construction	\$ 5,288,800.00	\$ (5,288,800.00)	\$ -	0.00%
Homeownership Assistance	\$ 1,542,400.00	\$ -	\$ 1,542,400.00	6.40%
Multifamily Housing	\$ 205,000.00	\$ -	\$ 205,000.00	0.85%
Economic Development	\$ 205,000.00	\$ -	\$ 205,000.00	0.85%
Code Enforcement and Dangerous Buildings	\$ 2,855,830.00	\$ -	\$ 2,855,830.00	11.85%
TOTAL	\$ 24,102,816.00	\$ -	\$ 24,102,816.00	100.00%

*Program Administration up to 20% of Grant Amount + Projected Program Income

**The City has been grandfathered with a rate of 16.77% instead of 15%

2018 CDBG AWARD - FY2019

Projected CDBG Grant Award	\$ 23,946,316.00
Estimated Program Income	\$ 156,500.00
Total	\$ 24,102,816.00

City of Houston, Texas, Ordinance No. 2019- 194

AN ORDINANCE AMENDING CITY OF HOUSTON ORDINANCE NO. 2018-430 PASSED MAY 23, 2018, AS AMENDED, WHICH APPROVED AND AUTHORIZED SUBMISSION OF THE 2018 ANNUAL ACTION PLAN TO THE UNITED STATES DEPARTMENT OF HOUSING AND URBAN DEVELOPMENT, INCLUDING THE 2018 APPLICATION AND BUDGET FOR THE HOUSING OPPORTUNITIES FOR PERSONS WITH AIDS (“HOPWA”) PROGRAM; CONTAINING FINDINGS AND OTHER PROVISIONS RELATING TO THE FOREGOING SUBJECT; AND DECLARING AN EMERGENCY.

* * * *

WHEREAS, on May 23, 2018, pursuant to Ordinance No. 2018-430, the City Council of the City of Houston (“City Council”) approved and authorized the submission of the 2018 Annual Action Plan (“2018 Plan”) to the United States Department of Housing and Urban Development (“HUD”), including the 2018 Application and Budget for the Housing Opportunities for Persons with AIDS (“HOPWA”) Program, and the acceptance of the funds, if awarded; and

WHEREAS, there has been one prior amendment to the 2018 Plan; and

WHEREAS, HCDD now desires to further amend the 2018 Plan, including the HOPWA Application/Budget to make the following changes: (i) decrease funding for the “Project or Tenant Based Rental Assistance” activity (-\$300,000.00); and (ii) add funding for a new “Sponsor Administration - Subgrantees” activity (+ \$300,000.00); and

WHEREAS, these changes to the 2018 HOPWA Application/Budget are necessary to reallocate funds to meet current funding requests; and

WHEREAS, in accordance with HUD regulations, the City is required to amend components of an Annual Action Plan when (1) an activity is added; (2) an activity is deleted; (3) there is a change in the scope of an activity or a reallocation of funds that increases or decreases the budget of an activity by more than twenty-five (25%) of the original budget; or (4) there is a change in the purpose, location or beneficiary of an activity or a priority is changed; and

WHEREAS, HCDD has publicized in the Houston Chronicle its intent to amend the 2018 Plan, including the HOPWA Application/Budget; and

WHEREAS, the public notice period expired on March 6, 2019, at this time no citizen's comments have been received, and any updates to HUD will follow, as necessary; **NOW, THEREFORE**,

* * * *

BE IT ORDAINED BY THE CITY COUNCIL OF THE CITY OF HOUSTON, TEXAS:

Section 1. That the City Council hereby adopts the recitals set forth above and hereby amends Ordinance No. 2018-430, passed on May 23, 2018, as amended, including the 2018 HOPWA Application/Budget, in the manner set forth below:

Budget		
Activity	Decrease	Add
The Program Year 2018 Budget is Amended as follows:		
Project or Tenant Based Rental Assistance	(\$300,000)	
Sponsor Administration – Subgrantees		\$300,000
Total Budget Changes:	(\$300,000)	\$300,000

Section 2. That by this amendment, the aforementioned reallocation of funds will result in a current allocation of funds under the 2018 Plan, including the Application/Budget for the HOPWA Program, as set forth under Exhibit “A” attached hereto and incorporated herein by reference.

Section 3. That except as specifically provided herein, no modifications or amendments to Ordinance No. 2018-430 are made or intended hereby, and Ordinance No. 2018-430, as amended hereby, remains in full force and effect.

Section 4. That the City Council takes cognizance of the fact that in order to facilitate operations of various City community development programs, projects and activities, and to make adjustments occasioned by events transpiring during the year, it may become necessary to make adjustments to the projected uses of some of the HOPWA program activities as originally adopted. Accordingly, the Mayor, through the Director of the HCDD, has determined:

- (1) that a formal amendment may not be required by HUD nor the City Council for such administrative changes to the budget; and
- (2) that this document will serve as a transmittal to HUD in compliance with 24 CFR §91.505(c), if applicable.

Section 5. That there exists a public emergency requiring that this Ordinance be passed finally on the date of its introduction as requested in writing by the Mayor; therefore, this Ordinance shall be passed finally on such date and shall take effect immediately upon its passage and approval by the Mayor; however, in the event the Mayor fails to sign this Ordinance within five days after its passage and adoption, it shall take effect in accordance with Article VI, Section 6, Houston City Charter.

PASSED AND ADOPTED this 27th day of March, 2019.

ADOPTED this _____ day of _____, 2019.

Mayor of the City of Houston

Pursuant to Article VI, Section 6, Houston City Charter, the effective date of the foregoing Ordinance is APR 02 2019.

[Signature]

City Secretary **Assistant**

(Prepared by Legal Dept. [Signature])
(BJP/KCI/03/05/19) Senior Assistant City Attorney
(Requested by Tom McCasland, Director, Housing and Community Development)
(L.D. File No. 0291900152001)

z:\bet\ord\ordamending2018AnnualActionPlan-HOPWA2019.doc

CAPTION PUBLISHED IN DAILY COURT
REVIEW DATE: APR 02 2019

AYE	NO	
<input checked="" type="checkbox"/>		MAYOR TURNER
....	COUNCIL MEMBERS
<input checked="" type="checkbox"/>		STARDIG
<input checked="" type="checkbox"/>		DAVIS
<input checked="" type="checkbox"/>		COHEN
ABSENT		BOYKINS
ABSENT		MARTIN
<input checked="" type="checkbox"/>		LE
<input checked="" type="checkbox"/>		TRAVIS
<input checked="" type="checkbox"/>		CISNEROS
<input checked="" type="checkbox"/>		GALLEGOS
<input checked="" type="checkbox"/>		LASTER
<input checked="" type="checkbox"/>		CASTEX-TATUM
<input checked="" type="checkbox"/>		KNOX
<input checked="" type="checkbox"/>		ROBINSON
<input checked="" type="checkbox"/>		KUBOSH
<input checked="" type="checkbox"/>		EDWARDS
<input checked="" type="checkbox"/>		CHRISTIE
CAPTION	ADOPTED	

EXHIBIT A

PREPARED: January 23, 2019
 APPROVED: Pending
 AMENDMENT: 1
 ORDINANCE NO:

PROJECTED USE OF HOPWA FUNDS
 HOPWA 2018
 July 1, 2018 through June 30, 2019

ELIGIBLE ACTIVITIES	CURRENT ALLOCATION	REALLOCATION	CURRENT REVISED ALLOCATION	% of CURRENT REVISED ALLOCATION	SUBSTANTIAL AMENDMENT OF REVISED ALLOCATION(S)
Operating Costs	\$ 2,042,000.00		\$ 2,042,000.00	20.97%	0.00%
Supportive Services	\$ 2,804,000.00		\$ 2,804,000.00	28.79%	0.00%
Project or Tenant Based Rental Assistance	\$ 2,243,000.00	\$ (300,000.00)	\$ 1,943,000.00	19.95%	-13.37%
Short-term Rent, Mortgage & Utility Subsidies	\$ 2,361,444.00		\$ 2,361,444.00	24.25%	0.00%
Grantee Administration (3% of Estimated Grant Amount) - HCDD	\$ 288,000.00		\$ 288,000.00	2.96%	0.00%
Sponsor Administration (7% of Estimated Grant Amount) - Subgrantees	\$ -	\$ 300,000.00	\$ 300,000.00	3.08%	3.08%
TOTAL	\$ 9,738,444.00	\$ -	\$ 9,738,444.00	100.00%	

Appendix # 2: Maps

Emergency Solutions Grant (ESG) 115
Housing Opportunities for Persons With HIV/AIDS (HOPWA) 116
Multifamily Housing Development Projects – HOME/CDBG 117
Direct Financial Assistance to Homebuyers – CDBG 118
Public Facilities and Improvements Projects – CDBG 119
Child Care Council Administered Public Service Agencies – CDBG 120
Direct Funded Public Service Agencies – CDBG 121
Juvenile Delinquency Prevention Program – CDBG 122
Mayor’s Afterschool Achievement Program – CDBG 123
Youth Enrichment Program – CDBG 124
Mobile Computer Laboratory – CDBG 125
Lead Hazard Reduction Demonstration Program – CDBG 126
Code Enforcement Site Visits by Census Tract – CDBG 127
Code Enforcement Citations Issues by Census Tract – CDBG 128

PY2018 CAPER Emergency Solutions Grant (ESG)

● ESG Funded Agencies

1. Bay Area Turning Point*
2. Catholic Charities
3. Covenant House Texas
4. Fort Bend Women's Center*
5. Harris County
6. Houston Area Women's Center
7. SEARCH
8. Salvation Army
9. The Bridge Over Troubled Water

- City Of Houston Jurisdiction
- LMI Area
- Water Features
- Parks
- Highways

*Agency Location not mapped

Data Sources: Program Year 2018 CAPER, Housing & Community Development Department, and the City of Houston GIS

Disclaimer:
All data is prepared and made available for general reference purposes only and should not be used or relied upon for specific applications, without independent verification. The City of Houston neither represents, nor warrants the data accuracy, or completeness, nor will the City of Houston accept liability of any kind in conjunction with its use.

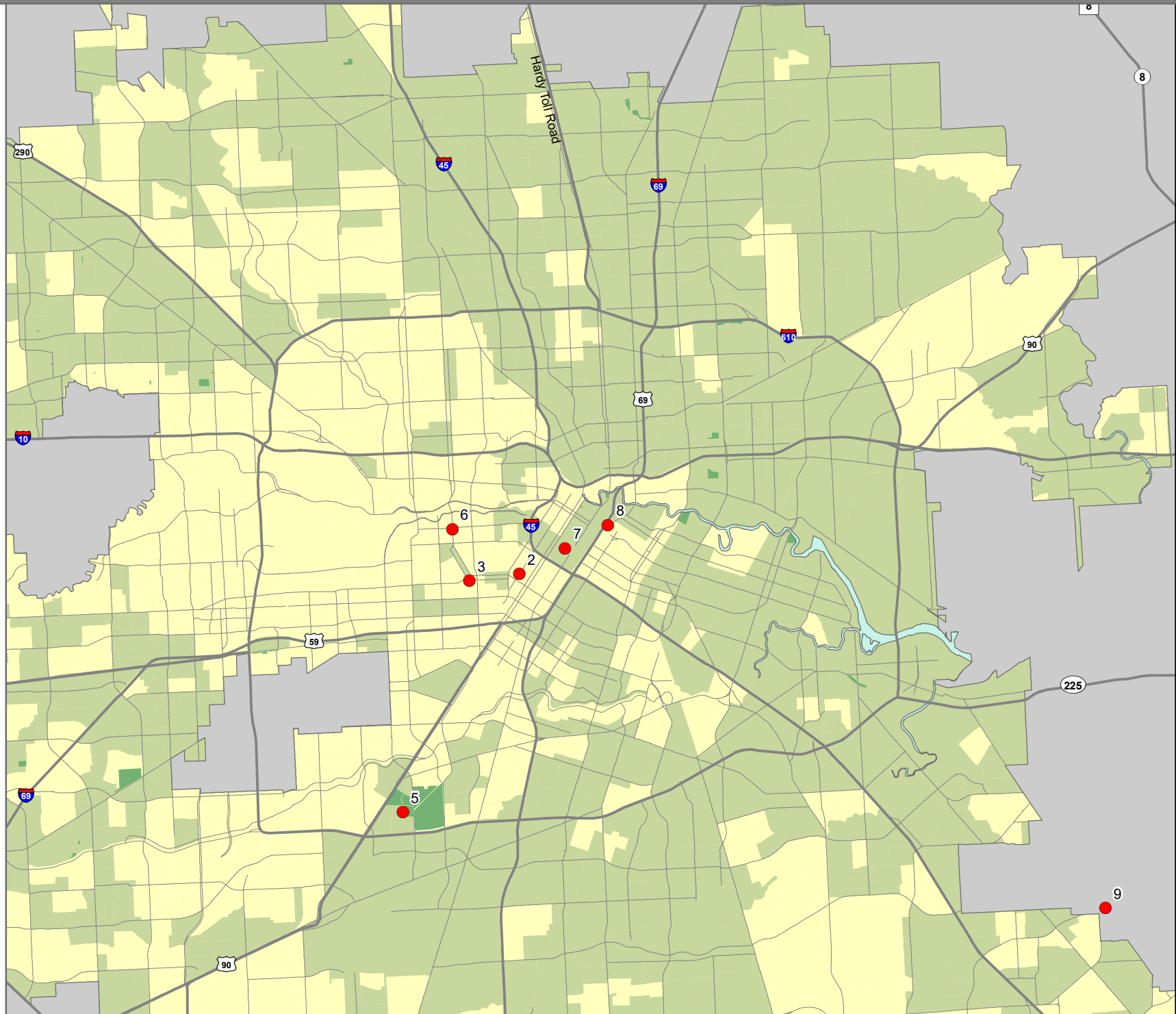
Production Date: 8/15/19



Planning and Grants Management
GIS
Planning



0 0.5 1 2 Miles



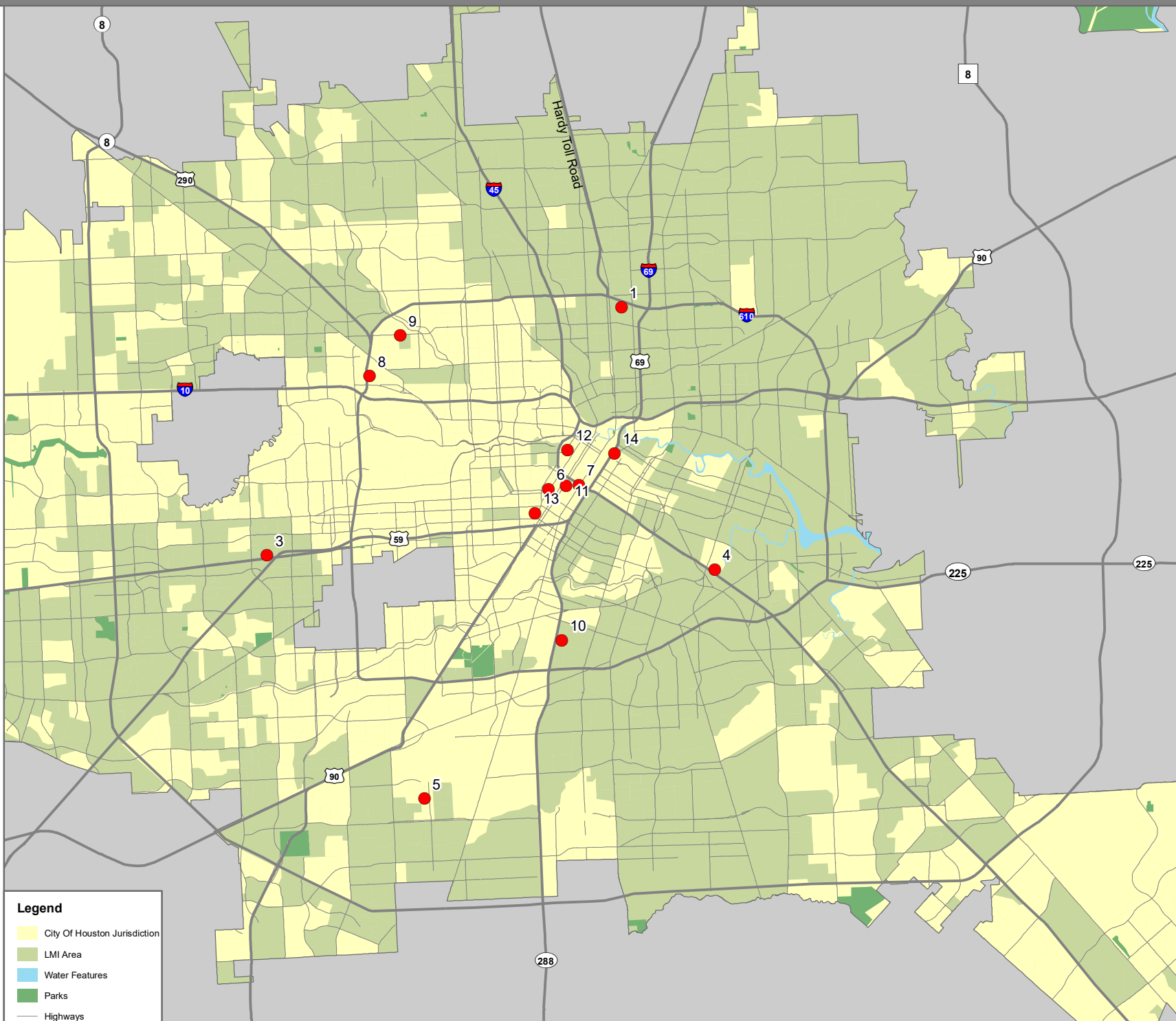
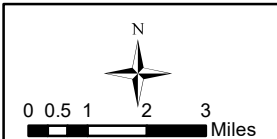
PY2018 CAPER Housing Opportunities for Persons with AIDS Grant (HOPWA)

- HOPWA Funded Agencies
- HOPWA Funded Agencies List**
- 1. A Caring Safe Place
- 2. Access Care of Coastal Texas (Galveston)*
- 3. AIDS Foundation Houston
- 4. Association for the Advancement of Mexican Americans
- 5. Brentwood Economic Community Development Corporation
- 6. Catholic Charities of the Archdiocese of Galveston-Houston
- 7. Coalition for the Homeless of Harris County
- 8. Goodwill Industries of Houston
- 9. Houston Area Community Services
- 10. Houston HELP, Inc.
- 11. Houston SRO Housing Corporation (San Jacinto Apartments)
- 12. Houston Volunteer Lawyers Program
- 13. Montrose Counseling Center
- 14. SEARCH Homeless Services
- *Agency Location not Mapped*

Data Sources: Program Year 2018 CAPER, Housing & Community Development Department; and the City of Houston GIS

Disclaimer:
All data is prepared and made available for general reference purposes only and should not be used or relied upon for specific applications, without independent verification. The City of Houston neither represents, nor warrants the data accuracy, or completeness, nor will the City of Houston accept liability of any kind in conjunction with its use.


Production Date: 8/14/19



Legend

- City Of Houston Jurisdiction
- LMI Area
- Water Features
- Parks
- Highways

PY2018 CAPER Multifamily Housing Development Projects - CDBG

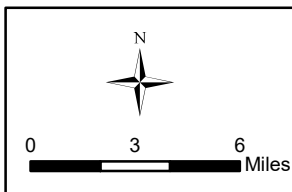
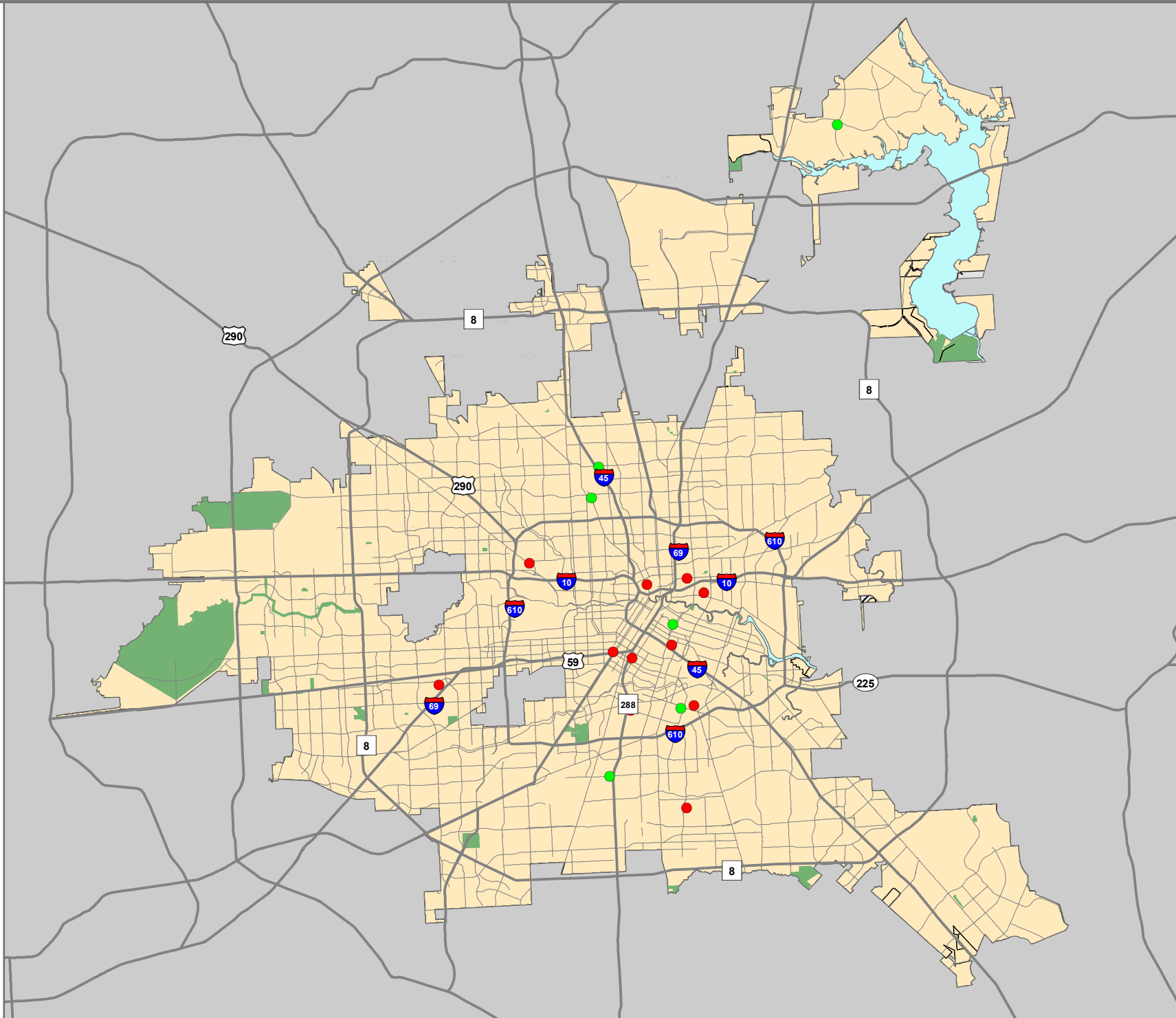


Data Sources: Program Year 2018 CAPER, Housing & Community Development Department; and the City of Houston GIS

Disclaimer:
All data is prepared and made available for general reference purposes only and should not be used or relied upon for specific applications, without independent verification. The City of Houston neither represents, nor warrants the data accuracy, or completeness, nor will the City of Houston accept liability of any kind in conjunction with its use.

Production Date: 8/14/2019

Planning and Grants Management
GIS Planning and Environmental




PY2018 CAPER Direct Financial Assistance to Homebuyers - CDBG

- Homebuyers Assistance Household
- Highways
- Water Features
- Parks
- City of Houston Jurisdiction
- LMI Area

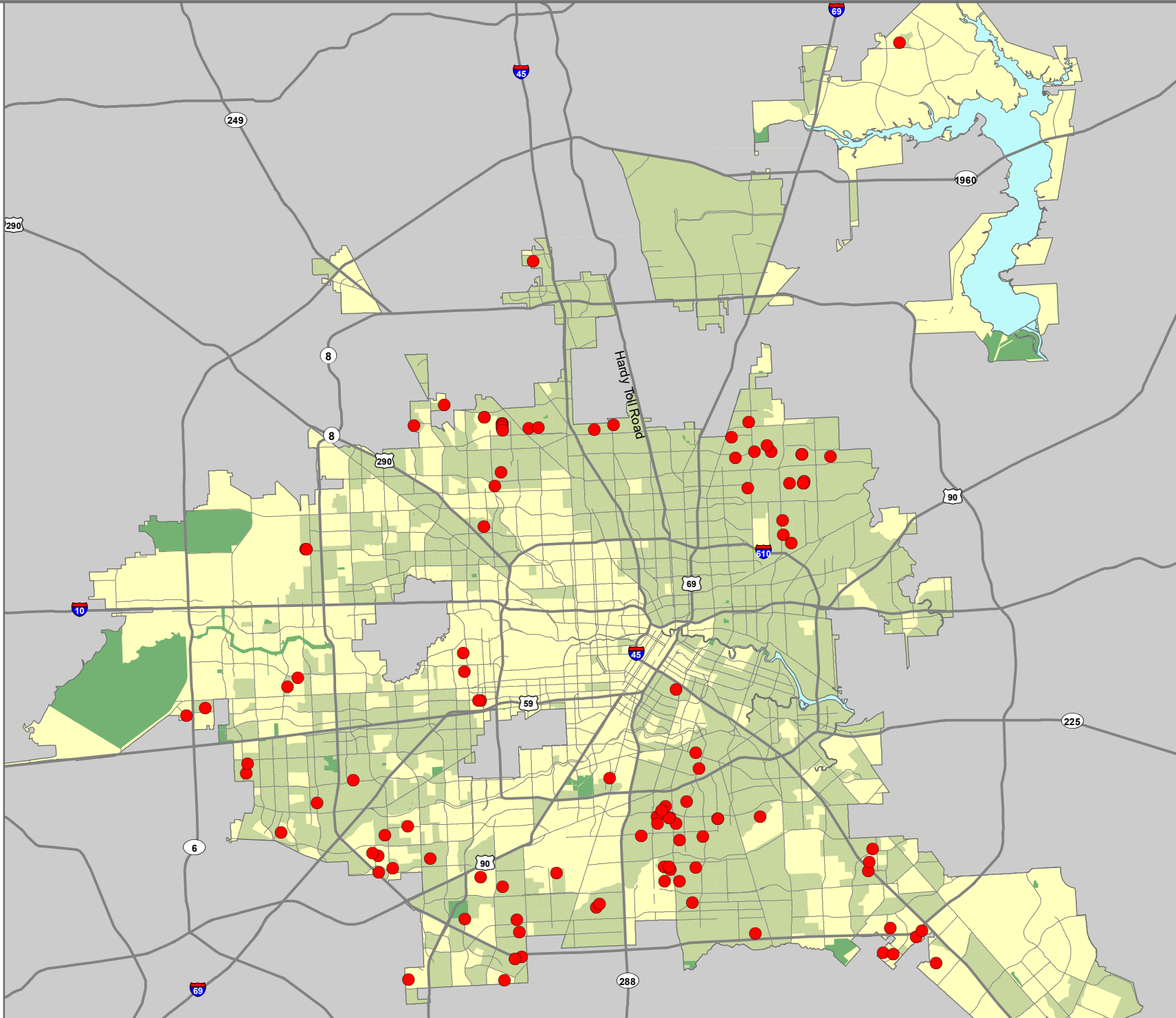
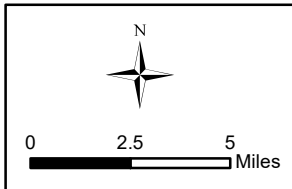
Data Sources: Program Year 2017 CAPER, Housing & Community Development Department; and the City of Houston GIS

Disclaimer:
All data is prepared and made available for general reference purposes only and should not be used or relied upon for specific applications, without independent verification. The City of Houston neither represents, nor warrants the data accuracy, or completeness, nor will the City of Houston accept liability of any kind in conjunction with its use.

Production Date: 8/14/19



■ Planning and Grants Management
■ GIS Planning and Environmental




PY2018 CAPER Public Facilities and Improvement Projects - CDBG

- Completed Projects
 - On-Going Projects
- 1 SPARK Park- Robinson
 - 2 SPARK Park- Looscan
 - 3 SPARK Park- Bush
 - 4 Ser Ninos Library
 - 5 Bering Omega Community Services
 - 6 Pro Vision Charter School
 - 7 Ser Jobs for Progress
 - 8 The Women's Home
 - 9 Children's Assessment Center
 - 10 Independence Heights Community Center
 - 11 Swiney Community Center
 - 12 Chinese Community Center
 - 13 Recenter
 - 14 HEB
 - 15 Telo Market
 - 16 Harmony House
 - 17 Avenue Center
 - 18 Winzer Park
 - 19 TXRX-East End Maker Hub
 - 20 Hartsfield Elementary SPARK
 - 21 Lockhart Elementary SPARK
 - 22 Whidby SPARK
 - 23 Milne SPARK

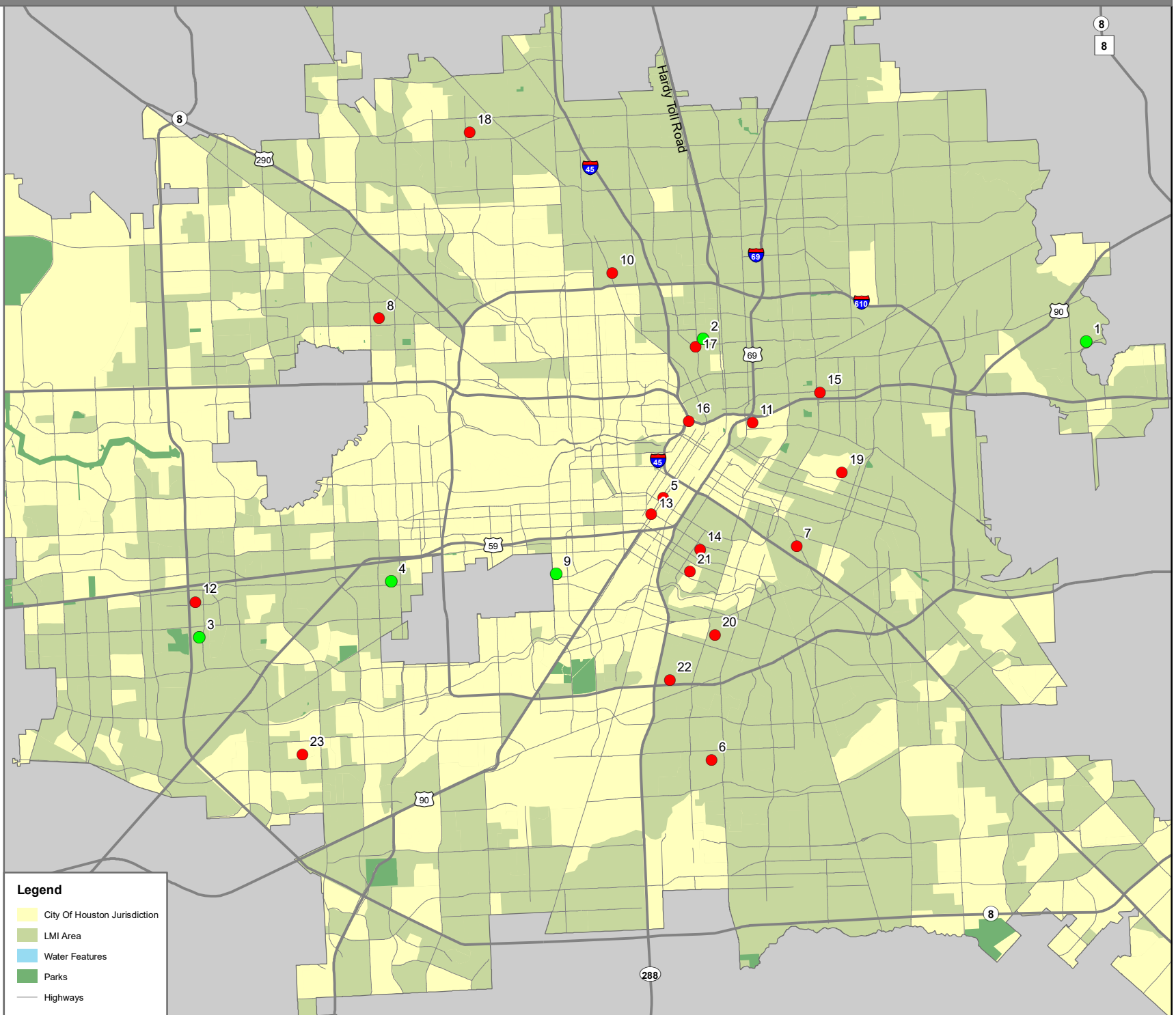
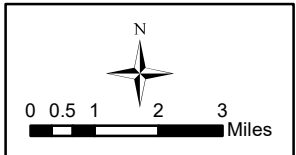
Data Sources: Program Year 2018 CAPER, Housing & Community Development Department, and the City of Houston GIS

Disclaimer:
All data is prepared and made available for general reference purposes only and should not be used or relied upon for specific applications, without independent verification. The City of Houston neither represents, nor warrants the data accuracy, or completeness, nor will the City of Houston accept liability of any kind in conjunction with its use.

Production Date: 8/14/18



■ Planning and Grants Management
■ GIS
■ Planning



- Legend**
- City Of Houston Jurisdiction
 - LMI Area
 - Water Features
 - Parks
 - Highways

PY2018 CAPER Child Care Council Administered Public Service Agencies - CDBG

Public Service Agencies


1. AAMA
2. Chinese Community Center
3. Community Family Centers
4. SEARCH
5. Wesley Community Center

City Of Houston Jurisdiction
 LMI Area
 Water Features
 Parks
 Highways


Data Sources: Program Year 2018 CAPER, Housing & Community Development Department; and the City of Houston GIS

Disclaimer:
 All data is prepared and made available for general reference purposes only and should not be used or relied upon for specific applications, without independent verification. The City of Houston neither represents, nor warrants the data accuracy, or completeness, nor will the City of Houston accept liability of any kind in conjunction with its use.

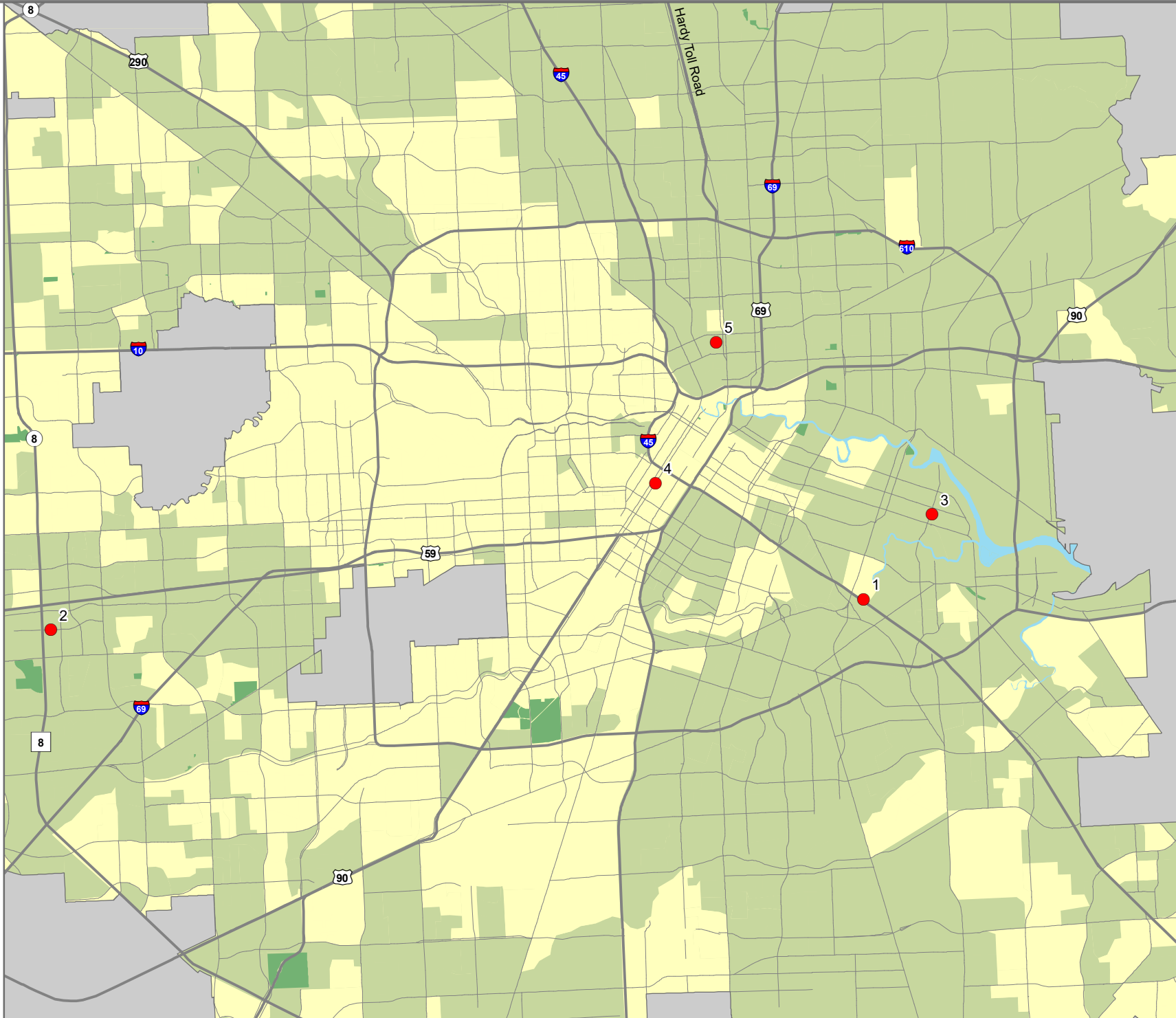
Production Date: 8/14/19



Planning and Grants Management
 GIS
 Planning



0 0.5 1 2 Miles



PY2018 CAPER Direct Funded Public Service Activities - CDBG

Public Service Activities

- 1.Capital IDEA Houston
- 2.Coalition for the Homeless Houston/Harris County
- 3.Educational Programs Inspiring Communities
- 4.Healthcare for the Homeless-Houston
- 5.SEARCH, Inc.
- 6.The Men's Center DBA Recenter
- 7.The Village Learning Center, Inc.
- 8.The Women's Home

- City of Houston Jurisdiction
- LMI Area
- Parks
- Highways

Data Sources: Program Year 2018 CAPER, Housing & Community Development Department; and the City of Houston GIS

Disclaimer:
All data is prepared and made available for general reference purposes only and should not be used or relied upon for specific applications, without independent verification.
The City of Houston neither represents, nor warrants the data accuracy, or completeness, nor will the City of Houston accept liability of any kind in conjunction with its use.

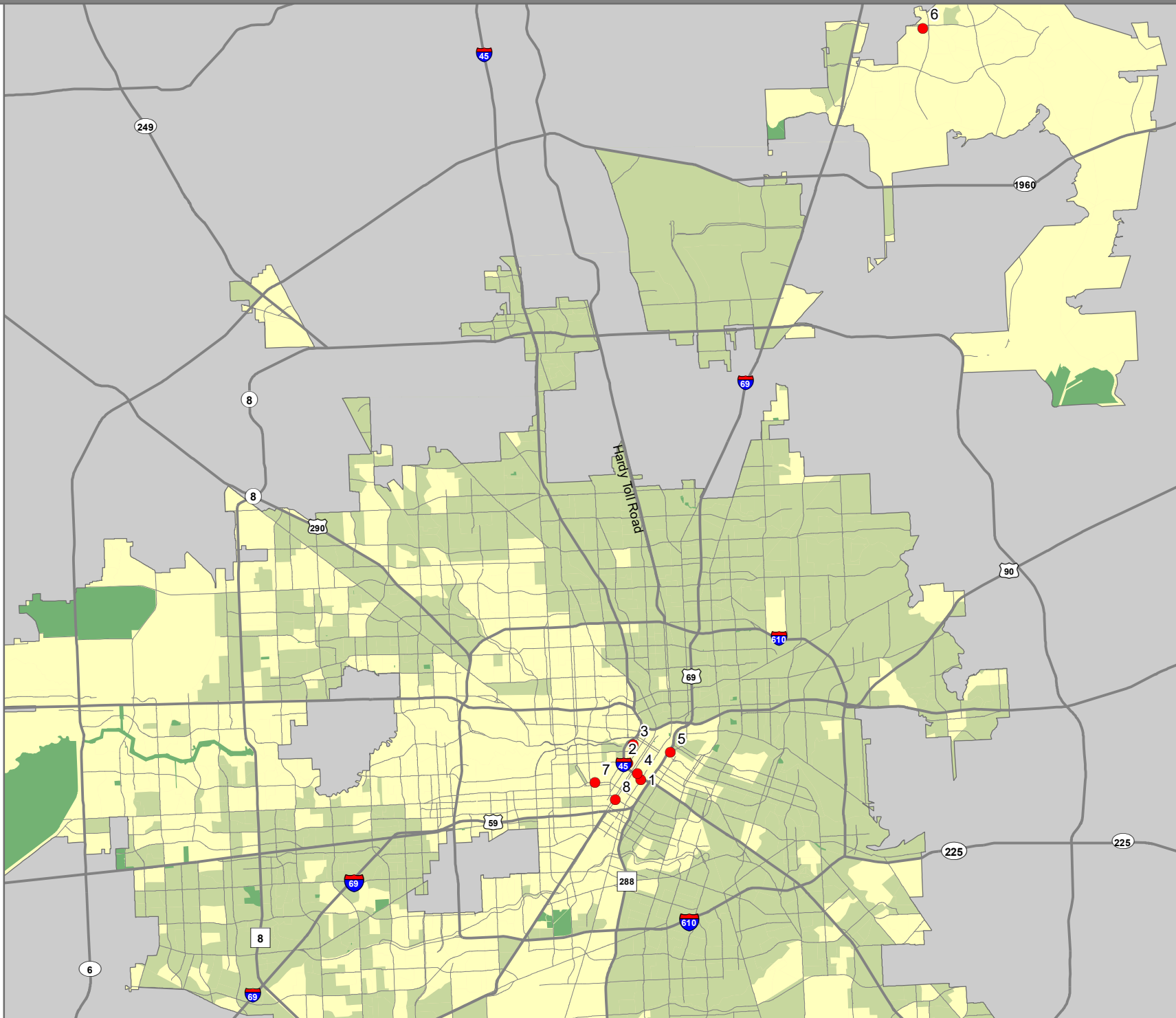
Production Date: 8/15/19



- Planning and Grants Management
- GIS
- Planning



0 1 2 4 Miles



PY2018 CAPER Juvenile Delinquency Prevention Program - CDBG

Juvenile Delinquency Program



1. Boys & Girls Club of Greater Houston
2. Children's Assessment Center
3. Chinese Community Center
4. Fifth Ward Enrichment
5. Pro-Vision, Inc.
6. Project Grad
7. Unlimited Visions Aftercare

City Of Houston Jurisdiction
 LMI Area
 Water Features
 Parks
 Highways


Data Sources: Program Year 2018 CAPER, Housing & Community Development Department, and the City of Houston GIS

Disclaimer: All data is prepared and made available for general reference purposes only and should not be used or relied upon for specific applications, without independent verification. The City of Houston neither represents, nor warrants the data accuracy, or completeness, nor will the City of Houston accept liability of any kind in conjunction with its use.

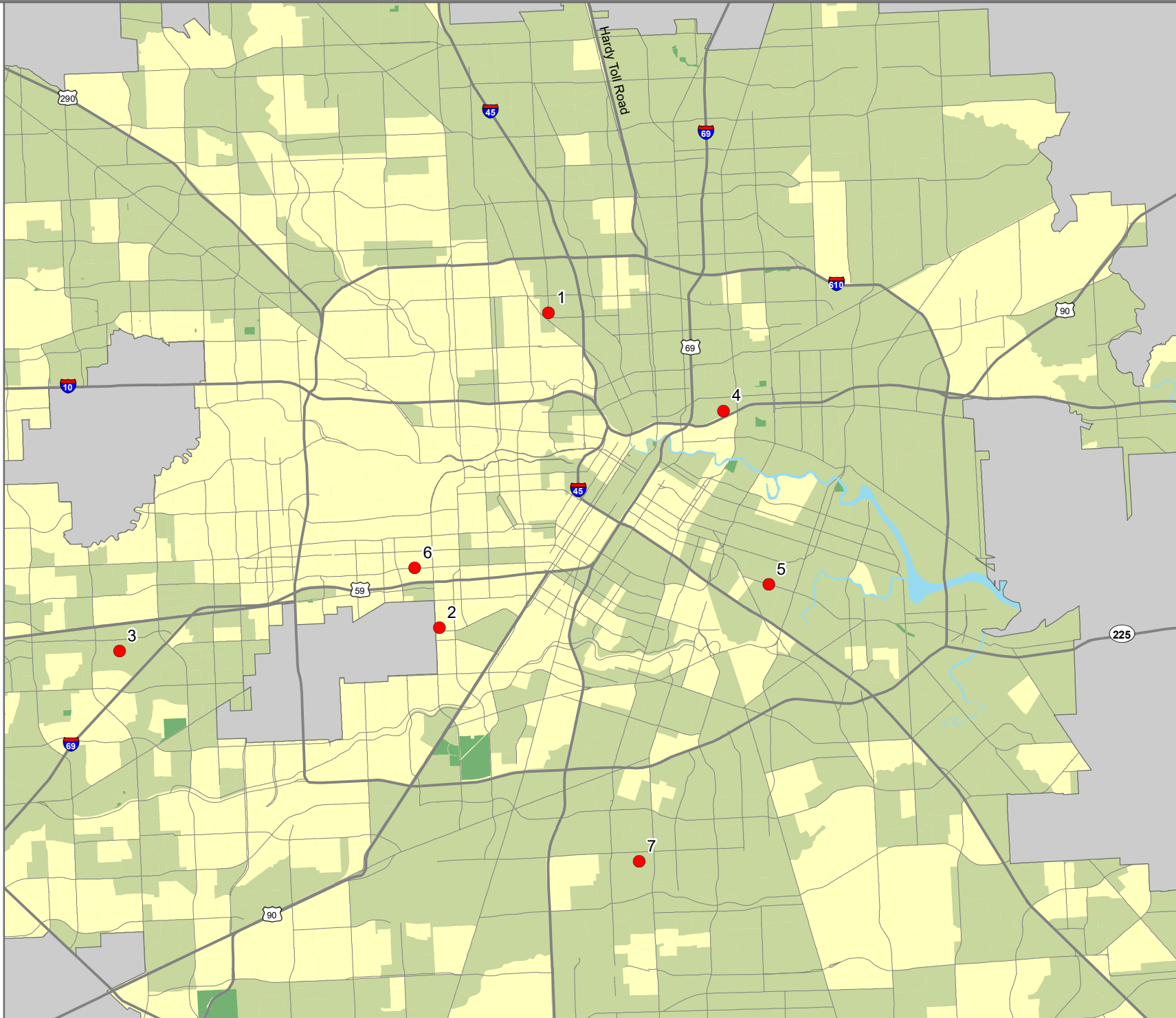
Production Date: 8/15/19

Planning and Grants Management
 GIS Planning



0 0.5 1 2 Miles



PY2018 CAPER Mayor's Afterschool Achievement Program - CDBG

● Afterschool Achievement Program



1. Academy of Accelerated Learning
2. Chinese Community Center
3. Coop Elementary
4. Edison Middle
5. Hobby Elementary
6. Julia C Hester House
7. Key Middle School
8. Pleasantville Elementary
9. Ross Elementary School
10. Scoggins Elementary
11. Initiative for Healthy Communities
12. Tinsley Elementary School
13. Wesley Community Center
14. Woodson Middle School

City Of Houston Jurisdiction
 LMI Area
 Water Features
 Parks
 Highways


Data Sources: Program Year 2018 CAPER, Housing & Community Development Department, and the City of Houston GIS

Disclaimer:
 All data is prepared and made available for general reference purposes only and should not be used or relied upon for specific applications, without independent verification.
 The City of Houston neither represents, nor warrants the data accuracy, or completeness, nor will the City of Houston accept liability of any kind in conjunction with its use.

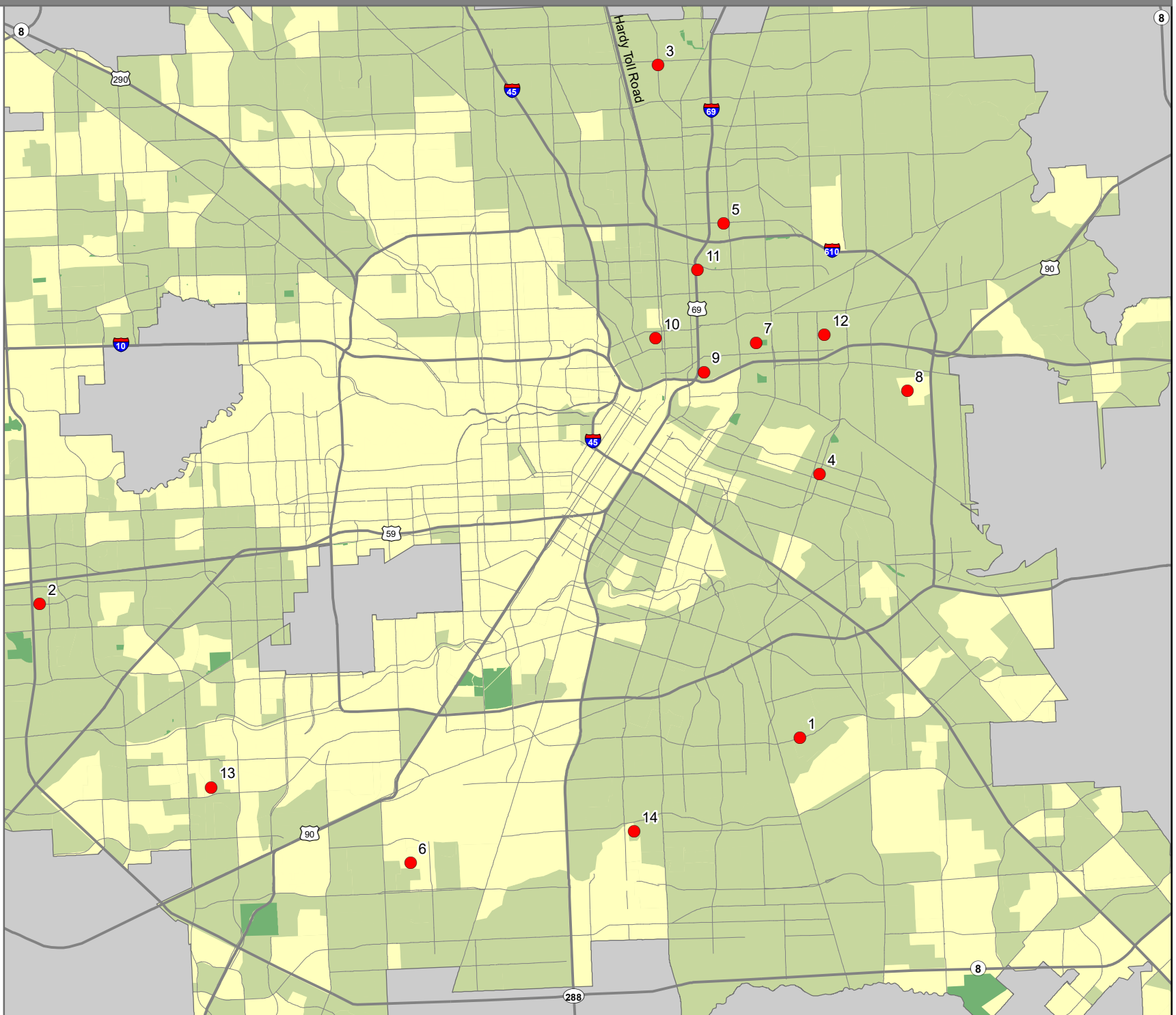
Production Date: 8/16/19

Planning and Grants Management
 GIS
 Planning



0 0.5 1 2 Miles



PY2018 CAPER Youth Enrichment Program - CDBG

Youth Enrichment Programs

1. Alief
2. Burnett Bayland
3. Charlton
4. Clark
5. Clinton
6. Crestmont
7. Eastwood
8. Edgewood
9. Emancipation
10. Finnigan
11. Garden Villas
12. Hartman
13. Highland
14. Hobart Taylor
15. Ingrando
16. Judson Robinson Sr.
17. Lakewood
18. Lincoln
19. Marian
20. Mason
21. Melrose
22. Montie Beach
23. Moody
24. R.L. & Cora Johnson
25. Selena-Denver Harbor
26. Settegast
27. Shady Lane
28. Sharpstown
29. Sunnyside
30. Swindle - Cloverland
31. Tidwell
32. Townwood
33. Tuffly

Data Sources: Program Year 2018 CAPER, Housing & Community Development Department; and the City of Houston GIS

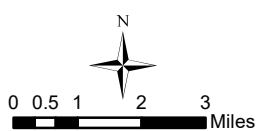
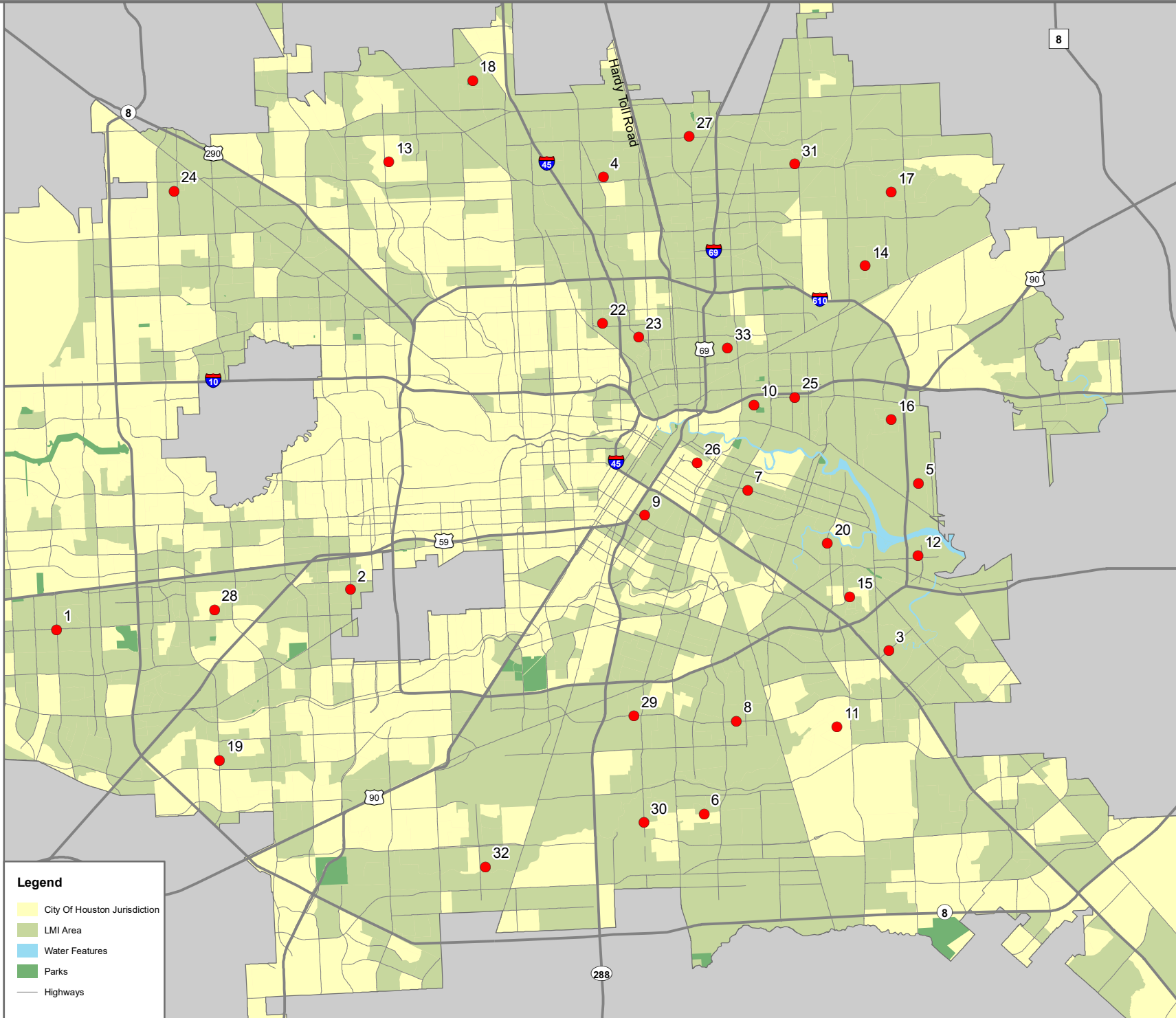
Disclaimer:
All data is prepared and made available for general reference purposes only and should not be used or relied upon for specific applications, without independent verification.
The City of Houston neither represents, nor warrants the data accuracy, or completeness, nor will the City of Houston accept liability of any kind in conjunction with its use.

Production Date: 8/16/19




Legend

- City Of Houston Jurisdiction
- LMI Area
- Water Features
- Parks
- Highways



PY2018 CAPER Mobile Computer Laboratory - CDBG

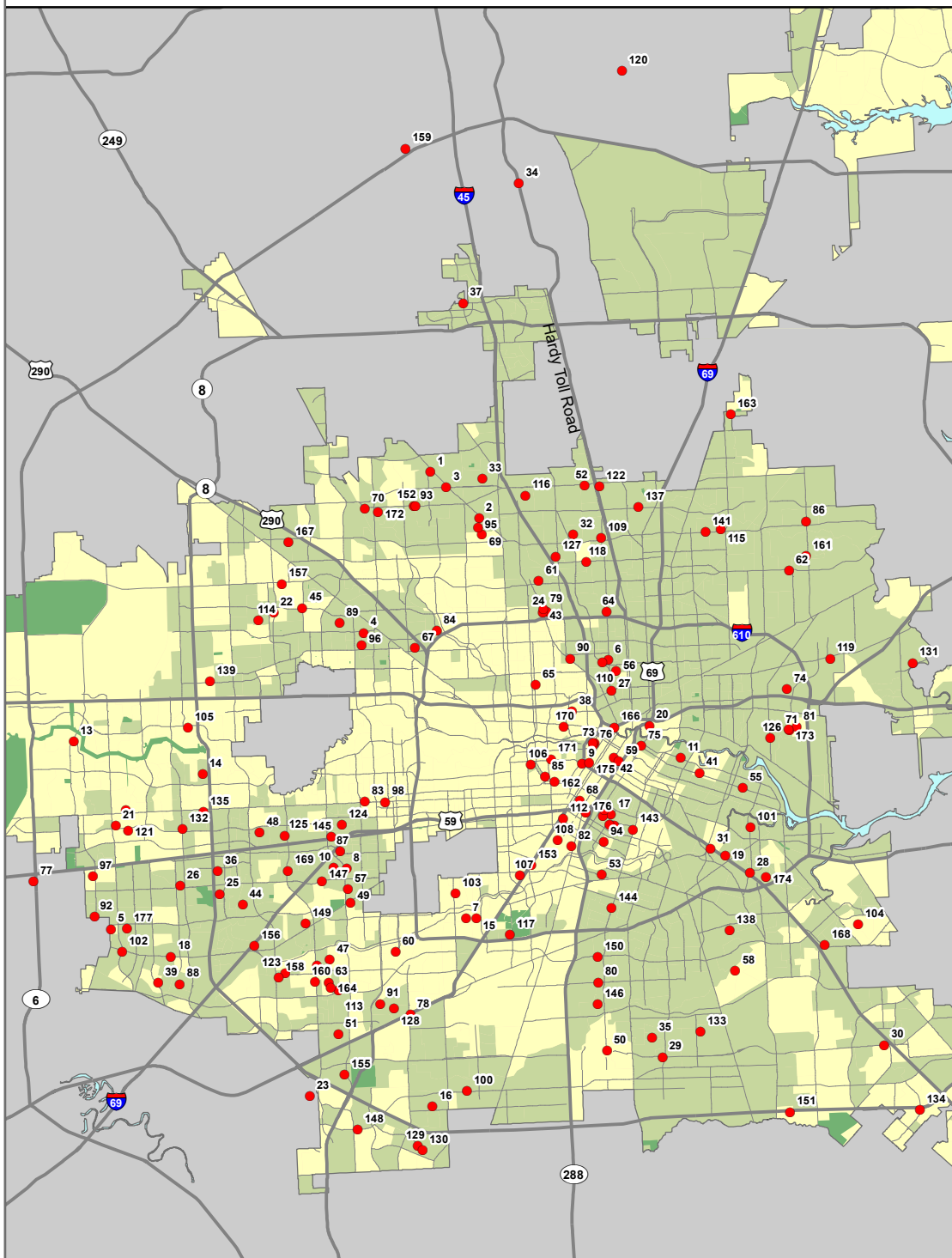
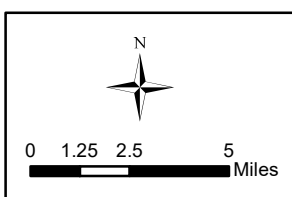


Data Sources: Program Year 2018 CAPER, Housing & Community Development Department; and the City of Houston GIS

Disclaimer:
All data is prepared and made available for general reference purposes only and should not be used or relied upon for specific applications, without independent verification. The City of Houston neither represents, nor warrants the data accuracy, or completeness, nor will the City of Houston accept liability of any kind in conjunction with its use.


Production Date: 8/19/19

Planning and Grants Management
GIS Planning and Environmental



Label	Location	Label	Location
1	Acres Home College of Barber	90	Las Brisas
2	Acres Homes Multi Service Center	91	Las Villas Del Parque
3	Acres Homes Neighborhood Library	92	Liestman Elementary School
4	Adele And Ber Pieper	93	Little York Villas
5	Alexander Elementary School	94	Lockhart Elementary School
6	Amex Auto Insurance	95	M.C. Williams Middle School
7	Ashford Santa Fe Apartments	96	Mabee WholeLife Service Center
8	Ashford St. Cloud Apartments	97	Mahanay Elementary School
9	Bagby Park	98	Mandarin Immersion Magnet School
10	Baker Ripley Charter School	99	Mark White Elementary
11	Baker/Ripley Ripley House	100	Martin Luther King Early Childhood Center
12	Barrick Elementary School	101	Mason Park
13	Beans Cafe CoffeeHouse	102	Massa Intermediate School
14	Belmont Place	103	McGovern-Stella Link Neighborhood Library
15	Bethany Methodist WeekDay School	104	Meadowcreek Community Center
16	Billy Reagan K8 Educational Center	105	Memorial Drive United Methodist Church
17	Blackshear Elementary School	106	Metropolitan Multi-Service Center
18	Boone Elementary School	107	Michael E. DeBakey High School for Health Professions
19	Bray's Crossing Apartments	108	Miller Outdoor Theater
20	Bruce Elementary School	109	Moody Neighborhood Library
21	Budewig Intermediate School	110	Moody Park Community Center
22	Buffalo Creek Elementary	111	Morris Frank Library
23	Buffalo Run Park	112	Nehemiah Neighborhood Center
24	Burrus Elementary School	113	Neighborhood Centers Inc
25	Bush Elementary School	114	Northbrook High School
26	Caribbean Chamber of Commerce	115	Northeast Multi-Service Center
27	Carnegie Neighborhood Library	116	Northline Apartments
28	Carnival Dental & Braces	117	NRG Park/ Stadium
29	Champions at International Leadership Of Texas - Orem K-8	118	Oak Arbor Townhomes
30	Chick-fil-A 45 & Almeda	119	Oates Elementary School
31	Chick-fil-A 45 & S Wayside	120	Our Little Red School House
32	Clark Park	121	Outley Elementary School
33	Cliffdale Baptist Church	122	Patrick Henry Middle School
34	Clifford M Dunn Elementary School	123	Penselope 54 Apartments
35	Codwell Elementary School	124	Pilgrim Academy
36	Collins Elementary School	125	Piney Point Elementary School
37	Columbia Greens Apartments	126	Port of Houston Elementary
38	Crockett Elementary School	127	Primrose Casa Bella
39	Cummings Elementary School	128	Ranchwood Apartments
40	Cuney Homes	129	Ridgeman Early Literacy Center
41	David G. Burnet Elementary	130	Ridgeman Elementary School
42	Discovery Green	131	Robinson Elementary School
43	Ebenezer United Methodist Church	132	Robinson-Westchase Neighborhood Library
44	Ed White Elementary	133	Ross Shaw Sterling Aviation High School
45	Edgewood Elementary	134	Sageam Park Community Center
46	Eleanor Tinsley Park	135	Saint Cyril of Alexandria Church
47	Elrod Elementary School	136	Sam Houston Park
48	Emerson Elementary School	137	Santa Maria Hostel, Inc.
49	Energized for Excellence Academy, Inc.	138	Seguin Elementary School
50	Family Life Christian Center	139	Shadow Oaks Recreation Association (SORA)
51	Foerster Elementary School	140	Shadowbriar Elementary School
52	Fonville Middle School	141	Shadydale Elementary School
53	Forge For Families Inc	142	Shape Community Center
54	FountainLife Center	143	Smith Neighborhood Library
55	Franklin Elementary School	144	Southlawn Palms Apartments
56	Fulton Village Apartments	145	Southwest Middle School
57	Gabriela Mistral Center for Early Childhood	146	St. Luke AME Church
58	Garden Villas Elementary School	147	St. Luke's United Methodist Church Gethsemane
59	George R. Brown Convention Center	148	Stimley-Blue Ridge Neighborhood Library
60	Godwin Community Center	149	Sugar Grove Academy Middle School
61	Greater First Baptist Church	150	Sunnyvale Park
62	Greater Love Mission Church of God In Christ	151	Sweetwater Point Apartments
63	Halpin Early Childhood Center	152	Sylvester Turner Park
64	Harris County Department of Education	153	Texas Children's Hospital
65	Harvard Elementary School	154	Texas Southern University
66	Hastings Ninth Grade Center	155	The Fountain of Praise
67	Hattie Mae White Educational Support Center	156	The Harris Center for Mental Health and IDD
68	HCC Life Skills	157	The HUB Houston
69	Highland Heights Elementary School	158	The Kid's Arena Academy
70	Hoffman Middle School	159	The Learning Center - Spring ISD
71	Holland Middle School	160	The Reserve at Bankside Apartments
72	Houston Arboretum & Nature Center	161	The Yarnett School Northeast Campus
73	Houston City Hall	162	The Women's Home
74	Houston Food Bank	163	Hurgood Marshall Elementary School
75	Houston Maritime Museum	164	Tinsley Elementary Schools
76	Houston Public Library - Central Library	165	Trinity United Methodist Church
77	Iman Academy SW	166	University of Houston-Downtown (UHD)
78	Imani School	167	Villa Anita 1 Apartments
79	Independence Heights Community Center	168	Villas on Winkler
80	Johnson Neighborhood Library	169	Walter Neighborhood Library
81	Judson Robinson Sr. Community Center	170	Washington Courtyard
82	Judson Robinson, Jr. Community Center	171	Wharton Dual Language Academy
83	Jungman Neighborhood Library	172	White Oak Bayou Village
84	Junior Achievement BizTown and Finance Park	173	Whittier Elementary School
85	Kindred	174	Willow Creek Apartments
86	KIPP Legacy Preparatory School	175	Young Scholars Academy
87	Klein Early Head Start Head Start	176	Young Women's College Prep Academy
88	Klentzman Intermediate School	177	Youngblood Intermediate School
89	Landrum Middle School		

PY2018 CAPER Lead Hazard Reduction Demonstration - CDBG

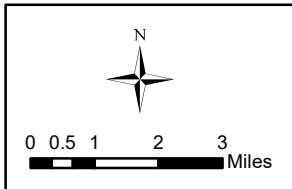
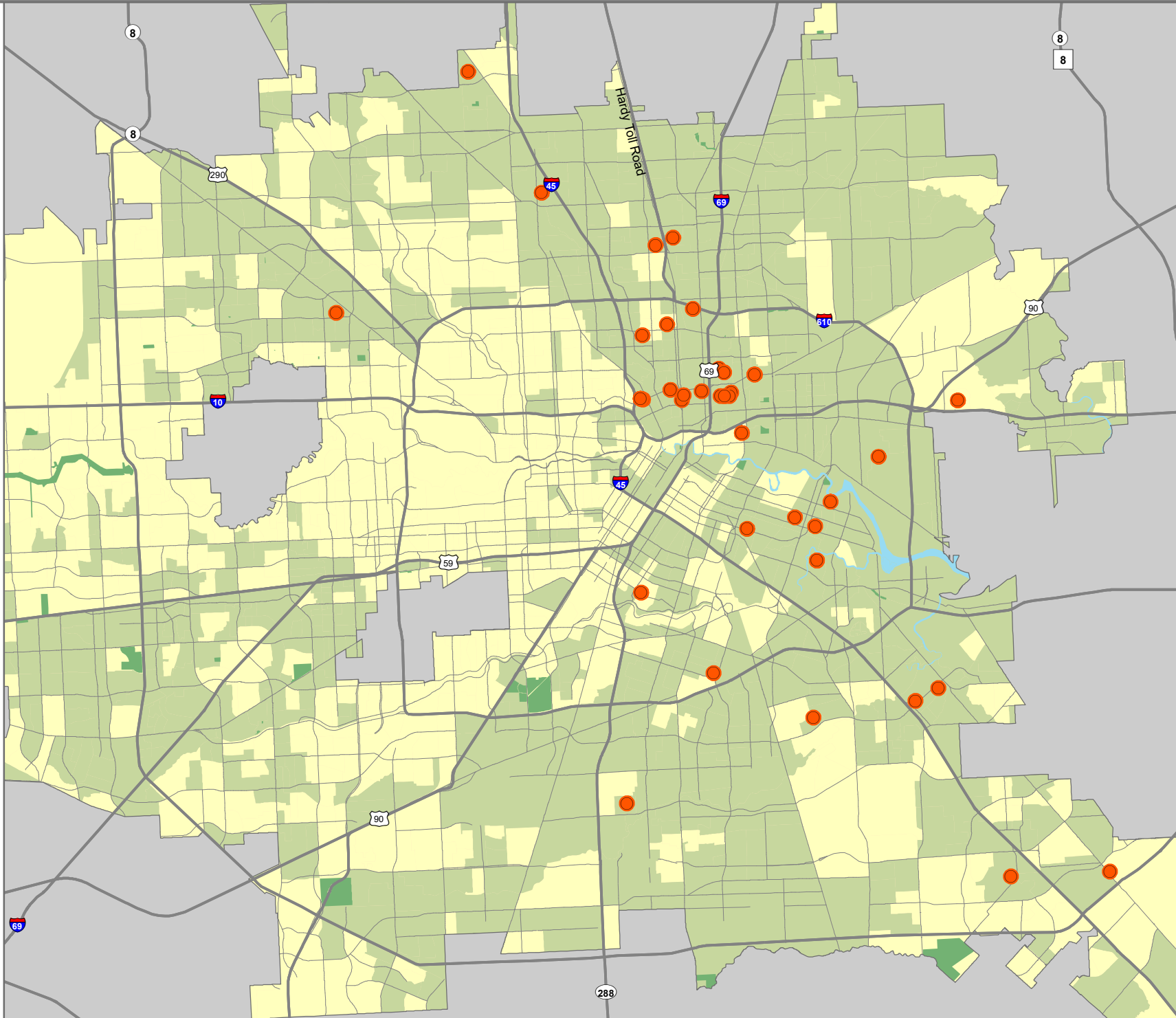


Data Sources: Program Year 2018 CAPER, Housing & Community Development Department; and the City of Houston GIS

Disclaimer:
All data is prepared and made available for general reference purposes only and should not be used or relied upon for specific applications, without independent verification. The City of Houston neither represents, nor warrants the data accuracy, or completeness, nor will the City of Houston accept liability of any kind in conjunction with its use.

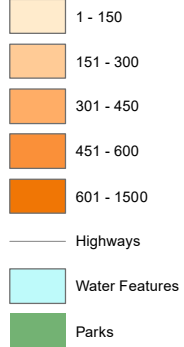
Production Date: 8/14/19

■ Planning and Grants Management
■ GIS Planning



PY2018 CAPER Code Enforcement Site Visits - CDBG

Code Enforcement Site Visits in Areas of Community Reinvestment



Data Sources: Program Year 2018 CAPER, Housing & Community Development Department, and the City of Houston GIS

Disclaimer:
All data is prepared and made available for general reference purposes only and should not be used or relied upon for specific applications, without independent verification. The City of Houston neither represents, nor warrants the data accuracy, or completeness, nor will the City of Houston accept liability of any kind in conjunction with its use.

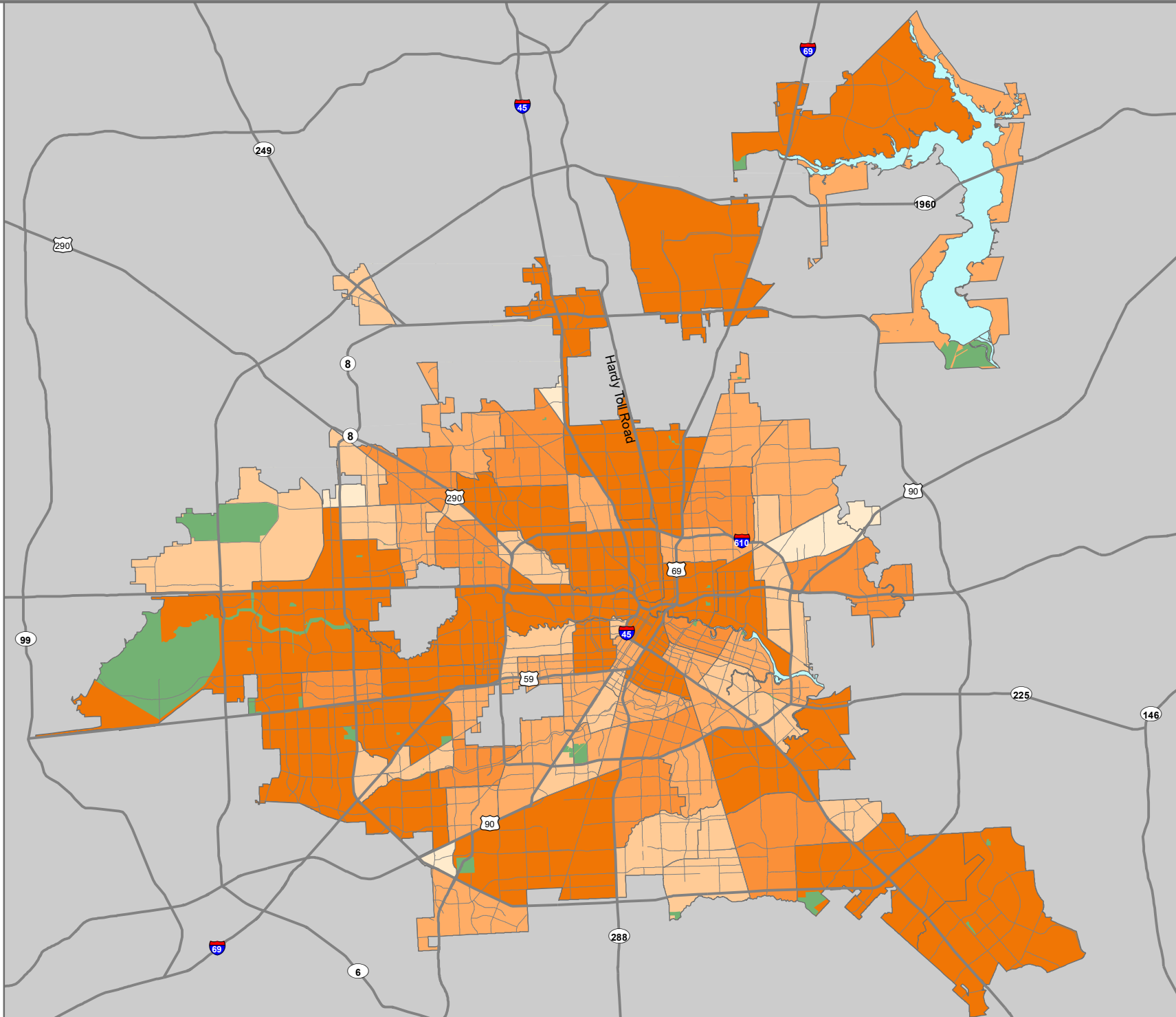
Production Date: 8/14/19



Planning and Grants Management
GIS Planning and Environmental

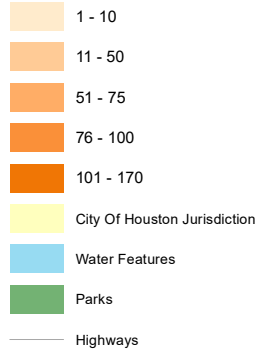


0 2.5 5 Miles



PY2018 CAPER Code Enforcement Citations - CDBG

Code Enforcement Citations in Areas of Community Reinvestment



Data Sources: Program Year 2018 CAPER, Housing & Community Development Department; and the City of Houston GIS

Disclaimer:
All data is prepared and made available for general reference purposes only and should not be used or relied upon for specific applications, without independent verification. The City of Houston neither represents, nor warrants the data accuracy, or completeness, nor will the City of Houston accept liability of any kind in conjunction with its use.

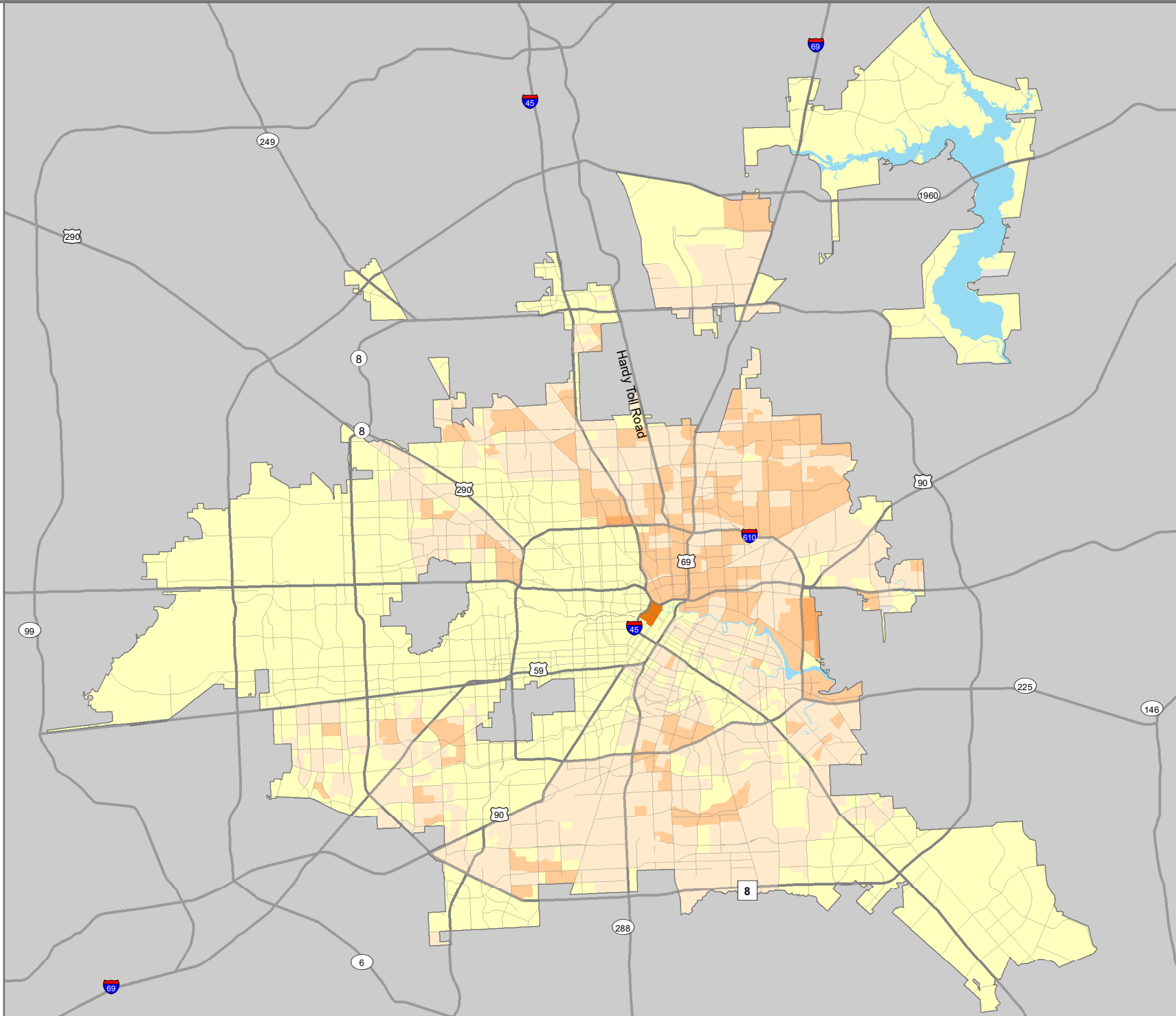
Production Date: 8/12/19



Planning and Grants Management
GIS
Planning



0 1.25 2.5 5 Miles



Appendix # 3: Public Comments