

# **CITY OF HOUSTON**

## **DEPARTMENT OF HOUSING AND COMMUNITY DEVELOPMENT GRANT PROGRAMS**

### **CONSOLIDATED ANNUAL PERFORMANCE AND EVALUATION REPORT FOR PROGRAM YEAR 2008 JULY 1, 2008 TO JUNE 30, 2009**

**This document is a draft. It has been prepared to meet compliance with the United States Department of Housing and Urban Development's (HUD)'s public notice requirements. The numbers contained are subject to adjustments until September 29, 2009 or a further extension as may be approved in advance by HUD.**

## TABLE CONTENTS

|   |       |
|---|-------|
| <b>Executive Summary</b> .....                                      | 1     |
| <b>Summary of Resources and Distribution of Funds</b> .....         | 4     |
| <b>General CAPER Narrative</b>                                      |       |
| Assessment of the Three-to-Five Year Goals and Objectives.....      | 5     |
| Affirmatively Furthering Fair Housing.....                          | 6     |
| Affordable Housing.....   | 7     |
| Continuum of Care (CoC).....  | 8     |
| Other Actions.....  | 9     |
| Leveraging Resources.....   | 11    |
| Public Participation Requirement/Citizen Comments.....              | 12    |
| Self Evaluation.....  | 12    |
| Monitoring.....   | 13    |
| <br>  |       |
| <b>Community Development Block Grant Narrative</b> .....            | 14    |
| CDBG Funding Priorities, Needs, Goal.....                           | 14    |
| Changes in Program Objective.....                                   | 14    |
| Grantee Efforts to meet Certifications.....                         | 15    |
| CDBG Funds Served National Objectives.....                          | 15    |
| Section 108/Economic Development Initiative Grant Program.....      | 17    |
| <br>  |       |
| <b>HOME Program Narrative</b> .....                                 | 19    |
| <b>HOME Match Report</b> .....                                      | 19    |
| <b>Emergency Shelter Grants Program</b>                             | 20    |
| <b>Housing Opportunities for persons with AIDS Program</b> .....    | 21-50 |
| <b>Maps</b> .....   | 51    |
| <br>  |       |
| <b>Tables and Attachments</b>                                       |       |
| Housing, Program Tables 1 - 5 Prior Period Total.....               | 52-56 |
| CDBG Spending Table 6.....  | 57-58 |
| HOME Spending Table 7 .....   | 59    |
| HOME Grant Spending, Table 9.....                                   | 62    |
| Contractors by Ethnicity, Table 9A HUD 40107.....                   | 63    |
| HOME Grant Match, Table 10 HUD 40107a.....                          | 64    |
| HOME Monitoring Inspection, Table 11.....                           | 65    |
| Housing Opportunities for Persons with AIDS Spending, Table 12..... | 66    |
| Emergency Shelter Grants Spending, Table 13.....                    | 67    |
| Analysis of Impediments to Fair Housing, Attachment A.....          | 68    |
| IDIS Performance Measurements, Attachment B (PR's 80-85).....       | 69    |
| <b>Economic Development</b> .....                                   | 70    |

**2008 Consolidated Annual Performance And Evaluation Report (CAPER)**

**City of Houston**

**Housing and Community Development Department**



## TABLE CONTENTS

|   |       |
|---|-------|
| <b>Executive Summary</b> .....                                      | 1     |
| <b>Summary of Resources and Distribution of Funds</b> .....         | 4     |
| <b>General CAPER Narrative</b>                                      |       |
| Assessment of the Three-to-Five Year Goals and Objectives.....      | 5     |
| Affirmatively Furthering Fair Housing.....                          | 6     |
| Affordable Housing.....   | 7     |
| Continuum of Care (CoC).....  | 8     |
| Other Actions.....  | 9     |
| Leveraging Resources.....   | 11    |
| Public Participation Requirement/Citizen Comments.....              | 12    |
| Self Evaluation.....  | 12    |
| Monitoring.....   | 13    |
| <br>  |       |
| <b>Community Development Block Grant Narrative</b> .....            | 14    |
| CDBG Funding Priorities, Needs, Goal.....                           | 14    |
| Changes in Program Objective.....                                   | 14    |
| Grantee Efforts to meet Certifications.....                         | 15    |
| CDBG Funds Served National Objectives.....                          | 15    |
| Section 108/Economic Development Initiative Grant Program.....      | 17    |
| <br>  |       |
| <b>HOME Program Narrative</b> .....                                 | 19    |
| <b>HOME Match Report</b> .....                                      | 19    |
| <b>Emergency Shelter Grants Program</b>                             | 20    |
| <b>Housing Opportunities for persons with AIDS Program</b> .....    | 21-50 |
| <b>Maps</b> .....   | 51    |
| <br>  |       |
| <b>Tables and Attachments</b>                                       |       |
| Housing, Program Tables 1 - 5 Prior Period Total.....               | 52-56 |
| CDBG Spending Table 6.....  | 57-58 |
| HOME Spending Table 7 .....   | 59    |
| HOME Grant Spending, Table 9.....                                   | 62    |
| Contractors by Ethnicity, Table 9A HUD 40107.....                   | 63    |
| HOME Grant Match, Table 10 HUD 40107a.....                          | 64    |
| HOME Monitoring Inspection, Table 11.....                           | 65    |
| Housing Opportunities for Persons with AIDS Spending, Table 12..... | 66    |
| Emergency Shelter Grants Spending, Table 13.....                    | 67    |
| Analysis of Impediments to Fair Housing, Attachment A.....          | 68    |
| IDIS Performance Measurements, Attachment B (PR's 80-85).....       | 69    |
| <b>Economic Development</b> .....                                   | 70    |



## EXECUTIVE SUMMARY

*Explain how activities undertaken during the year address strategic plan objectives and areas of high priority identified in the Consolidated Plan (#1)*

The Consolidated Annual Performance and Evaluation Report (CAPER) provides an evaluation the City of Houston's (City)'s progress in carrying out the 2008-2009 Consolidated Action Plan for community development programs. This annual report also assesses the City's success in addressing the five year priorities and objectives contained in its 2005 Consolidated Plan. In 2005, residents were given an opportunity to identify the most critical needs of the City through a community assessment process. These needs were then prioritized with goals established covering a five (5) year period, from 2005 through 2010. The goal under the City's Strategic Plan is to promote the expansion of safe, sanitary, affordable housing stock; reduce the homeless population through provision of shelter and supportive services to secure self-sufficiency, increase in the level of assistance to the "special needs" population (e.g., elderly, HIV Positive, disabled, mentally ill, abused youth, etc.), strengthen the economy in targeted neighborhoods, and upgrade infrastructure/public facilities in low and moderate-income communities. In the fourth year of the Strategic Plan, the City has achieved results and outlined below in the Summary of Achievements Table.

The CAPER details the City's accomplishments during the Program Year 2008 toward meeting the goals outlined in the 2005 Consolidated Plan by comparing the actual performance measures with the performance measures set out in the FY2009 Consolidated Action Plan. The CAPER reports on activities funded by the federal Community Development Block Grant (CDBG), HOME Investment Partnerships (HOME), American Dream Downpayment Initiative (ADDI), Emergency Shelter Grant (ESG), and Housing Opportunities for Persons with AIDS (HOPWA) programs, as well as a range of locally funded programs implemented by the City's Housing and Community Development Department (HCDD). Program Year 2008 is the fourth year in the City's Five-Year Strategic Plan. The priority in which the City should address community needs, as identified by the Assessment Survey in the 2005 Strategic Plan is: affordable housing (32.2%), homeless services (28.6%), economic development (28.4%), social services (7.7%) and public improvements (3.2%).

CAPER data confirms the City's continuous efforts to address its priority needs by funding projects that benefit low and moderate-income residents through the provision of affordable housing, a comprehensive network of supportive services, economic development, and physically improving neighborhoods. During Program Year 2008, the City produced 2,737 multi-family units which expand the supply of safe, sanitary and affordable housing. In the fourth program year, the City has exceeded its five-year objective to create 2,000 units of multi-family housing by 5,389 units (see Summary of Achievements Table on page 2 following).

## Summary of Achievements Table

| Activity                          | Five Year Objective                      | 2006 Accomplishments                      | 2007 Accomplishments                      | 2008 Accomplishments                      | 2009 Accomplishments                      | Performance Measures                                       | 4 Year Totals |
|-----------------------------------|--|---|---|---|---|--|---------------|
| Homebuyer Assistance              | Assist 1,500 Homebuyers                  | Assisted 770 Homebuyers                   | Assisted 1,582 Homebuyers                 | Assisted 760 Homebuyers                   | Assisted 804 Homebuyers                   | Availability/Accessibility of Decent Housing               | 3,916         |
| Homeowner Rehabilitation          | Rehab 790 Units                          | Rehabbed 193 Units                        | Rehabbed 450 Units                        | Rehabbed 394 Units                        | Rehabbed 318 Units                        | Sustainability of Decent Housing                           | 1,355         |
| Multifamily Improvements          | Rehab/Construct 2000 Units               | Rehabbed/Constructed 773 Units            | Rehabbed/Constructed 1,324 Units          | Rehabbed/Constructed 2,919 Units          | Rehabbed/Constructed 2,373 Units          | Affordability of Decent Housing                            | 7,389         |
| Shelter Special Needs Population  | Shelter 24,220 Clients                   | Sheltered 5,397 Clients                   | Sheltered 8,672 Clients                   | Sheltered 4,236 Clients                   | Sheltered 3,827 Clients                   | Availability/Accessibility of Decent Housing               | 22,132        |
| *Supportive Services/Elderly      | Clients Assisted 6,042                   | Clients Assisted 5,465                    | Clients Assisted 5,627                    | Clients Assisted 4,183                    | Clients Assisted 3,090                    | Sustainability of Suita                                    | 18,365        |
| **Supportive Services/Youth       | Assist 13,429 Youth                      | Assisted 7,454 Youth                      | Assisted 17,032 Youth                     | Assisted 26,971 Youth                     | Assisted 25,384                           | Sustainability of Suitable Living Environment              | 77,291        |
| Supportive Services/Special Needs | Assist 28,327 Clients                    | Assisted 5,665 Clients                    | Assisted 8,129 Clients                    | Assisted 6,040 Clients                    | Assisted 10,439                           | Availability/Accessibility of Suitable Living Environments | 30,273        |
| Small Business Assistance         | Assist 3,400 Small Business Owners       | Assisted 927 Small Business owners        | Assisted 850 Small Business Owners        | Assisted 1,662 small Business Owners      | Assisted 1,341 Small Business Owners      | Availability/Accessibility of Economic Opportunity         | 4,780         |
| Upgrade Streets                   | Upgrade Streets in 15 Neighborhoods      | Upgraded Streets in 2 Neighborhoods       | Upgraded Streets in 3 Neighborhoods       | Upgraded Streets in 2 Neighborhoods       | Upgraded Streets in 0 Neighborhoods       | Sustainability of Suitable Living Environment              | 7             |
| Storm Drainage Improvements       | Complete improvements in 8 Neighborhoods | Completed improvements in 2 Neighborhoods | Completed improvements in 2 Neighborhoods | Completed improvements in 3 Neighborhoods | Completed improvements in 2 Neighborhoods | Sustainability of Suitable Living Environment              | 9             |
| Parks Improvements                | Improve 50 Parks                         | Improved 21 Parks                         | Improved 11 Parks                         | Improved 29 Parks                         | Improved 33 Parks                         | Availability/Accessibility/Suit-able Living Environment    | 94            |
| Library Improvements              | Improve 10 Libraries                     | Improved 7 Libraries                      | Improved 3 Libraries                      | Improved 29 Libraries                     | Improved 2 Libraries                      | Availability/Accessibility/Suit-able Living Environment    | 41            |
| Community Centers                 | Construct/Upgrades Facilities            | Constructed/Upgraded 0 Facilities         | Constructed/Up-graded 5 Facilities        | Constructed/Up-graded 5 Facilities        | Constructed/Up-graded 3 Facilities        | Availability/Accessibility/Suit-able Living Environment    | 13            |

\* includes meals and transportation

\*\* includes child care

Federal funds (HOME, CDBG) were leveraged with private dollars to acquire, construct and/or renovate multi-family units to benefit Houston's "special needs" population (e.g., elderly, homeless, large families, HIV/AIDS, etc.).

Mortgage assistance and single-family home repair completed HCDD's package of support through the Homebuyer's Assistance and Single Family Home Repair Programs. HCDD provided mortgage assistance to 368 eligible homebuyers for purchase of both new and existing single-family residences and worked in conjunction with the City of Houston Public Works and Engineering Department to provide assistance to 436 residents through the Storm Sewer Reimbursement Program, for a total of 804. Through the Single Family Home Repair Program, 318 single-family units were upgraded, benefitting income-eligible homeowners. Out of the 318 units upgraded, 148 represented lead based paint abatement. Most of the homeowners were low-income elderly and/or physically disabled Houstonians. As with housing, the CAPER also reports on the status of other priority programs covering supportive (public) services, capital projects/infrastructure, homelessness and small business assistance. HCDD's tables provide details on units completed, number of customers assisted, dollar amount expended and source(s) of funds used to finance individual projects.

Although the City is in the fourth year of its five year Strategic Plan, the Summary of Achievements Table documents that the City has either met, exceeded or is on target to meet all goals set in the Strategic Plan. In 2005 the City projected that it would provide assistance to 3,400 business owners. It has exceeded this goal by serving 4,780 business owners up to date. In addition, the majority of these business owners created jobs for low and moderate income persons. The City projected that it would provide supportive services to 6,042 elderly persons. To date, the City has provided supportive services to 18,365 elderly persons. The City has exceeded its goals in all public improvements with the exception of streets. The City projected that it would repair streets in 15 neighborhoods. To date, it has repaired streets in 8 neighborhoods. All of these activities address the City's community needs in order of priority and have resulted in making services available and accessible, sustaining neighborhoods, providing working capital loans for businesses that created jobs for low and moderate income individuals and providing affordable housing for Houston's low and moderate income populations.

The City is doing an excellent job in meeting its priority needs, reaching its goals, and implementing the strategies identified in the Consolidated Plan. Through partnerships with private sector, non-profit and various levels of government, funding appropriate public service agencies, and operating an efficient housing rehabilitation program, the City continues to succeed at meeting the overall goal of developing a viable community by providing decent housing, a suitable living environment and expanding economic opportunities to low-income persons. The City is continuing to seek ways to improve and strengthen procedures and policies to most effectively administer the grants. HCDD's Monitoring Plans were submitted to HUD and approved this year. These plans ensure continuous review of agencies and sub grantees to determine whether they are fulfilling the terms of their contracts for these program funds. As a community and a

municipality, the City creates affordable housing, maintains and improves its housing stock, fights homelessness and funds programs for children and youth by leveraging federal grant funds from CDBG, HOME, and ESG. To accomplish the community-based commitments in Program year 2008, HCDD collaborated with the City's Health, Library Department, Parks Department, Police Department/Neighborhood Protection Division, Citizen Assistance Office, and various service agencies to ensure success of its programs. In Program Year 2008, HCDD continued interdepartmental coordination of meetings to address streamlining troubleshooting, updating housing, monitoring and procedural policies. Despite the challenges and budget cut backs, the City is successfully pursuing its housing, anti-homelessness and community development goals with a fusion of financing sources, community support and overall commitment.

The Summary of Resources and Distribution of Funds section below describes the sources and uses of federal dollars, with particular emphasis on achieving multi-year goals and objectives, leveraging resources and satisfying citizen participation requirements. Report categories in the 2008 CAPER cover: progress in increasing the stock of affordable housing; issues related to affirmatively furthering fair housing; beneficiaries of the Continuum of Care Program; profiles of the individual grants and their application in community improvement projects; monitoring procedures; and special program initiatives adopted to further goals/objectives of the Consolidated Plan. Additionally, the 2008 CAPER includes financials on expenditures by grants

## I. Summary of Resources and Distribution of Funds

***Indicate if the City pursued all resources it indicated it would pursue in the Consolidated Plan. (Analysis of pages 11-15 of 2008 Consolidated Plan) – Please write in a new section (#3).***

Improvement strategies promoted in the 2008 Consolidated Action Plan were funded by one (1) of five (5) sources of federal dollars, Community Development Block Grant (CDBG); HOME Investment Partnerships Grant (HOME); American Dream Downpayment Initiative (ADDI); Housing Opportunities for Persons with AIDS (HOPWA); and Emergency Shelter Grant (ESG). The majority of federal funds was received from CDBG (\$29,798,698), followed by HOME (\$12,722,540), HOPWA (\$6,038,000), ESG (\$1,326,597) and ADDI (\$107,611). Combined, these grants provided \$49,993,446 to the City of Houston to finance community improvement activities during Fiscal Year 2009 (July 1, 2008 – June 30, 2009). Additionally, projected program income was \$4,218,519.

The City adopted a budget for Fiscal Year 2009 of \$175,489,197 million for all funds (net of formula grants and stimulus funding). An additional investment of funds was made available through the approval of the Housing and Economic Recovery Act of 2008 (HERA) and the American Recovery and Reinvestment Act of 2009 (ARRA). As directed by HUD, these additional grant funds: Neighborhood Stabilization Program (\$13,542,193), Community Development Block Grant-Recovery (\$8,093,613), and Homelessness Prevention and Rapid Re-housing Program (\$12,375,861) were directed toward specific activities through Substantial Amendments to the 2008 - 2009 Consolidated Action Plan, which were approved by City Council. The goals and objectives for these programs will be evaluated in the 2009 – 2010 CAPER.

This City's activities to meet its Program Year 2008 Consolidated Action Plan and Consolidated Plan goals were successful, especially in view of the budgetary constraints faced. The City continues its commitment to local affordable housing, social services, and community development programs by allocating funding to agencies who can meet the needs of the community. In addition to federal grants, the City uses sources of funds for community improvement activities: 1) Tax Abatement Ordinance, 2) Tax- Increment Reinvestment Zones (TIRZ) and TIRZ Affordable Housing Set-Aside, New Market Tax Credits, Brownfields Tax Credits and Funding, and Private Activity Bonds and Mortgage Revenue Bond Program. The programs work cooperatively with several Tax-Related Incentive Initiatives that facilitate economic growth through affordable housing, business development, and job creation.

As reflected in the 2008 Consolidated Action Plan, the primary goals are to expand the number of safe, sanitary and affordable housing units; minimize the adverse impact of poverty on low and extremely low-income residents; improve public facilities/infrastructure; and reduce the number of homeless residents. Table 8, the Financial Summary shows the amount of CDBG funds spent to address the low and moderate income national objective during fiscal year 2008. The U.S. Census has

documented that the majority of Houstonians (53.5 percent) are low and moderate-income, and are minority. [See the maps that highlight the concentration of African-Americans, Asian and Hispanics in Houston behind the Maps Tab of this report.] Most of these “areas of concentration” encompass low and moderate-income neighborhoods, some of which were the locations for distribution of federal funds through the 2008 Consolidated Action Plan. Houston Hope and Community Development Areas are two such communities targeted for revitalization.

**Houston Hope** – Nine (9) neighborhoods, characterized by lack of investment and an aging housing stock, were selected for an infusion of public resources to stabilize the communities, increase the stock of safe, sanitary and affordable housing and expand economic development opportunities for both small business owners and residents. Houston Hope neighborhoods are Acres Homes, Clinton Park, Denver Harbor, Fifth Ward, Independence Heights, Near Northside, Settegast, Sunnyside and Trinity /Houston Gardens. See the map of Houston Hope areas behind the Maps Tab of this report.

**Community Development Areas** – Forty-one (41) areas are home to the majority of low and moderate-income residents in Houston. All Houston Hope neighborhoods are located within a Community Development Area. See the Maps section of this report for a listing and location of the forty-one (41) Community Development Areas.

## II. General CAPER Narratives

### A. Assessment of the Three-to-Five Year Goals and Objectives

The **2008 Consolidated Action Plan** represents the fourth year in Houston's Five-Year Strategy (2005 - 2010) to upgrade the quality and quantity of affordable housing, increase the number of homeowners, expand local economies by assisting small business owners, address the needs of at-risk residents (e.g., elderly, homeless, HIV/AIDS, youth, etc.) and stabilize conditions in low-income neighborhoods through an infusion of funds for physical improvements. Housing remains the primary focus of revitalization activities because of the critical need for safe, sanitary and affordable shelter among Houston's low and moderate-income population. Improving the condition of multi-family housing is a priority because of the number of units citywide. There is a need for affordable shelter among low-income households, particularly those with large families. Also, a debilitating effect occurs when deteriorated multi-family complexes exist in surrounding neighborhoods. Continuity does exist among program goals promoted through the Consolidated Plan. The purposes of revitalization strategies remain the same, to reduce the adverse impact of poverty on those with limited resources. The pursuit of this goal is reflected in both program activities funded and performance outcomes documented during the third year (July 1, 2008 – June 30, 2009) of the Five-Year Strategic Plan. For specifics see "Summary of Achievements Table" on page 2.

- a. Details regarding spending by formula grants for the program year (July 1, 2008-June 30, 2009) are outlined on the following tables: CDBG (Table 6), HOME (Table 7), HOPWA (Table 8), and ESG (Table 9).
- b. Each funded activity is linked to objectives and outcomes that substantiate the availability/accessibility, affordability, and/or sustainability of the individual projects. Creation and/or preservation of safe, sanitary affordable housing are the City's highest priority. During the 2008 Program Year, HCDD increased the number of homeowners by 368, rehabilitated owner-occupied residential structures and financed the improvement or construction of 2,373 multi-family units. Among owner-occupied units, approximately 148 were improved through lead-based paint hazard reduction. Furthermore, HCDD supported the efforts of the Housing Authority in creating and/or upgrading approximately 40 units to shelter low and extremely low-income Houstonians.

Most of the programs goals outlined in the 2005 Consolidated Plan have already been met.

- The City used federal funds to shelter 3,827 persons with "special needs" (e.g., homeless, HIV/AIDS, etc.) surpassing the annual target of 4,844. The

City's five year objective in this category is to serve 24, 220 clients. The four year total is now 22,132. The City is on target to meet this objective.

- The City assisted 3,090 elderly residents with supportive services assistance, more than five (2) times the target of 1,208 clients. The City's five year goal is to serve 6,042. In four years the City has served 18,365.
- The City assisted 25,384 youths through provision of supportive services, greatly exceeding the goal of 2,685 and the five year goal of 13,429.
- The City assisted 10,439 special needs residents with supportive services, exceeding its annual objective of assisting 5,665. The five year objective is 28,327. The four year total is 30,273. Thus, the City has exceeded the goal.
- Houston Business Development Incorporated (HBDI) assisted 1,341 small business owners, exceeding its objective of 684. The five year objective is 3,400. To date HBDI has assisted 4,780 businesses.
- The City completed storm drainage improvements in two (2) communities. Its five year objective is to complete 8 projects. It has completed 9 projects in four years, surpassing its goal.
- The City improved thirty-three (33) parks and two (2) library facilities exceeding and meeting its goal of ten (10) and two (2), respectively. The five year goal for parks is 50. In the fourth year of the strategic plan, the city has improved 94 parks, almost twice its projections. The City's five year goal was to improve 10 libraries. The City has improved 41 libraries through the fourth year of the Strategic Plan.



## **B. Affirmatively Furthering Fair Housing**

The amendment to Houston's Fair Housing Ordinance (2006) increased the types of protected classes which, now includes family status and those with a disability. The original ordinance prohibited discrimination on the basis of race, color, sex, religion or national origin. HCDD's Fair Housing Staff focuses on educating the public about matters involving landlord and tenant relations. In Program Year 2008, HCDD's Fair Housing Section responded to approximately 1,600 calls from the public, participated in at least five community forums that addressed fair housing concerns, and mailed out approximately 300 Fair Housing Packets to the public. Additionally, the City entered into a contract with a certified fair housing agency to provide more educational activities to the public related to fair housing. It should be noted that the Fair Housing Section answered an additional 400 calls this year due to the impacts of disasters, particularly Hurricane Ike.

As a recipient of HOME Investment Partnerships funds, the City has adopted "Affirmative Marketing" procedures covering both rental and homebuyer projects. The procedures cover dissemination of information, technical assistance to applicants, project management, reporting requirements, and project review.

Houston has established procedures to "affirmatively market units" financed through city-funded programs, particularly those projects assisted with HOME funds and consisting of five (5) or more units. These procedures are intended to further the objectives of Title VIII of the Civil Rights Act of 1968 and Executive Order 11063, as amended. The goal is to ensure that, in the case of the city-funded housing projects, eligible persons from all racial, ethnic, national origin, religious, familial status, the disabled, "special needs" and gender groups are treated fairly when renting or purchasing a home.

In order to ensure success of the policy, the Housing and Community Development Department (HCDD) has adopted procedures in support of its Affirmative Marketing Plan which involves: (a) dissemination of information; (b) technical assistance to applicants for housing projects; and (c) project management/monitoring of housing projects from initiation to completion.

See attachment A for descriptions of impediments and actions taken by HCDD's Fair Housing Section in prior program years that are still prevalent and that the City continues to address in the current program year.

*\*Assessment of the jurisdiction's affirmative marketing actions and outreach to minority and women owned businesses (#18)*

As a recipient of HOME Investment Partnerships funds, the City has adopted procedures covering both rental and homebuyer projects funded by the Commercial Division. These procedures are intended to further the objectives of Title VIII of the Civil

Rights Act of 1968 and Executive Order 11063, as amended. The goal is to ensure that eligible persons from all racial, ethnic, national origin, religious, familial status, the disabled, "special needs" and gender groups are treated fairly when renting or purchasing a home that received HOME funding support.

For multifamily residential properties, the City provides training to developers before the project is completed, so that the developer understands the full implications of Affirmative Marketing and develops appropriate tools to comply with regulations.

Annually, the City or its third-party representative reviews each commercial project's Affirmative Marketing Plan to be sure that it complies with the law. Annually, leases are reviewed to ensure they include:

- no prohibited lease terms,
- either the then-current City of Houston Affordable Housing Addendum or the then-current Texas Apartment Association Affordable Housing Addendum
- notification that, should a tenant's income increase beyond 80% AMI, the lease rate will increase per HUD regulations
- Agreement that should an over-income renter situation occur, the next available unit for rent will be rented to a HOME-eligible tenant.

Technical assistance is provided to borrowers if needed to develop appropriate affirmative marketing materials.

## C. Affordable Housing

### Summary

Through its Housing Assistance Program (HAP) and Neighborhood to Standards Program, the City provides funds for the acquisition and/or renovation of residential structures to benefit low and moderate-income Houstonians. During plan year 2007, approximately 9,584 residents received assistance through homebuyer support, housing rehabilitation or sheltering initiatives sponsored by the City using federal funds. The City evaluates its performance based on the number of single-family units upgraded, multi-family units added to the affordable housing stock, homebuyers assisted, and homelessness assisted projects financed. See Table 5 for the Single Family housing units and expenditures. This year the City's housing objective as indicated in Table 2 was to assist a combined total of 2,927 residents comprised of homeowners, homebuyers, renters, and homeless persons. Houston combined federal dollars with other financial resources (e.g., Bond/TIRZ funds, etc.) to produce 6,394 housing units and homeless beds. Additionally, 8,419 persons were prevented from being homeless.

*For all affordable housing provide (#15):*

- *# of extremely low-income (0-31% of MFI) renter households assisted*
- *5 extremely low income (0-31% of MFI) owner households assisted*
- *# of low-income (31-50% of MFI) renter households assisted*
- *61 low income (31-50% of MFI) owner households assisted*
- *# of moderate-income (51-80% of MFI) renters household assisted*
- *235 moderate-income (51-80% of MFI) owner households assisted*

### Multi-Family

*\*For multi-unit housing activity meeting the Low/Mod Housing national objective, provide details on the following (#13):*

Table 3 identifies the number of multi-family units completed during program year 2007, and the number to be completed during program year 2008. In each project, the City restricts a percentage of the units to benefit low and moderate-income families. The table highlights the amount of financial investment in each project, from both federal and non-federal sources. During Program Year 2007, ten (10) multi-family projects were approved by City Council, 385 units using CDBG and 1,060 units using HOME funds for a total of 1,445. (See Table 4)

- *# of units occupied by low/mod income persons at the start of the activity*
- *Total # of units to be occupied by low/mod income persons at completion*
- *Percentage of units to be occupied by low/mod income persons*

## **Single Family Repair**

During Program Year 2007, the City repaired 394 homes. The City financed these improvements with CDBG, HOME, Bonds and TIRZ funds. The City's highest priority is the provision of assistance to elderly and disabled homeowners. Through joint ventures with non-profit agencies, the City continues to maximize its efforts to rehabilitate single-family homes.

## **Down Payment Assistance**

The City used federal funds (i.e., CDBG and HOME) for pre-approved home acquisition, lot acquisition, home repairs and construction of housing units to be sold to homebuyers. The HAP provides income-eligible residents with deferred payment loans to cover down payment and closing costs for existing and new home acquisition. The City provided homebuyer assistance to 368 eligible households in the form of HOME grants (see Table 5). The City also created an additional 436 affordable housing units under the Storm Sewer/Developer Reimbursement Program administered in partnership with the Public Works and Engineering Department, which uses local Bond and TIRZ funds to subsidize developer costs related to infrastructure improvements when the home is sold at the median sales price for the City.

## **HOPWA Housing**

In 2008, the City continued its commitment to expand the number of units for homeless persons using a mix of federal grant funds, local tax supported bond funds and resources from the private sector. The City provided 539 homeless beds, support services for homeless prevention using Housing Opportunities for Persons with AIDS (HOPWA) funds to benefit 1,570 persons at risk of becoming homeless, and the Emergency Shelter Grant (ESG) to house 4,038 persons and provided services to 1,090 persons. During 2008, the City provided beds or prevented 7,237 persons from being homeless, of whom 2,109.

## **CDBG Rehabilitation**

*For each type of rehabilitation program for which projects/units were reported as complete during the program year, provide a narrative description identifying the type of program and the number of projects/units completed for each the total for CDBG (#16)*

*See Tables 3, 4 and 5 (includes both single and multi-family rehabilitation. Narrative descriptions are provided hereinabove.*

## **D. Continuum of Care (CoC)**

***A summary of actions taken to prevent homelessness must be included ( #4).***

***Actions taken to address emergency shelter and transitional housing needs of homeless individuals and families should be addressed (#5).***

***Describe if new federal resources were obtained during the year from the Continuum of Care SuperNOFA (#6).***

The CoC represents a unique consortium of approximately thirty (30) agencies representing sixty-six (66) programs working with the City, Harris County and Coalition for the Homeless Houston Harris County to assist the various homeless populations. Below is a description of the actions taken by the CoC to prevent homelessness and to address emergency shelter and transitional housing needs of the homeless and individuals and families. Specifically, this population is comprised of homeless individuals and families with children, the chronically homeless, the severely mentally ill, those with chronic substance abuse, veterans, persons with HIV/AIDS, victims of domestic violence and youth under 18 years of age.

The CoC secures the grant funds, establishes policies and procedures, coordinates the competitive application process, provides technical assistance to providers and monitors funded projects. Since the mid-1990s, Houston Harris County CoC agencies have been awarded over \$100,000,000 in homeless assistance. In Program Year 2005, the CoC requested \$20.3 million for homeless assistance, of which, HUD awarded \$14.7 million. In 2006, CoC requested \$22,182,494 to fund sixty-seven (67) projects consisting of fifty-two (52) Supportive Housing (SP) and fifteen (15) Shelter Plus Care (SPC) projects. In Program Year 2007, the CoC requested \$20,122,265 to fund sixty-nine (69) projects of which sixty-six (66) were successfully funded for a total of \$19,783,107. Fifty (50) of the awarded programs were SH projects and sixteen (16) were SPC. Eight (8) new programs were also funded.

The CoC focuses on homeless needs, inventory of existing resources and strategies for assistance based on priorities for funding. Primary goals include the following:

- a. Create public housing for the chronic homeless;
- b. Reduce the number of homeless;
- c. Increase the percentage of homeless staying in public housing over six (6) months;
- d. Increase the percentage of homeless moving from transitional to public housing;

- e. Increase the percentage of homeless becoming employed; and,
- f. Increase the levels of supportive services geared toward the homeless.

The above referenced goals form the basis for the collaborative Strategic Plan to **End Chronic Homelessness**.

This following however, represents the goals established by the City in 2006 to end chronic homelessness.

- Housing and re-housing of the homeless
- Prevention and intervention
- Policy communication/accountability
- Specialized outreach to chronic homelessness
- System of management function
- Catalyst fund development

The following were accomplished during fiscal year 2008.

- A reduction in the homeless population from 12,006 to 10,363
- Secured funding from the United Way to make homeless system management function fully operational
- Developed “Standards of Care” for homeless services and housing
- Launched a public relations campaign, “Give real change, not spare change.”
- Initiated Rapid Re-housing Program
- Sponsored first annual Homeless Housing Conference

The Rapid Re-housing Program is among the city’s most aggressive programs designed to reduce homelessness. Under this program, homeless individuals are moved from the street to single room occupancy or other forms of housing where their rent is paid for a specific time frame and where they receive intensive case management. The City also supports the implementation of the Downtown Ambassador Program where homeless individuals who have been taken off the street are given jobs providing clean up and other services to the downtown and surrounding areas at a pay rate of approximately \$10 an hour. The City has also experienced success in providing mobile outreach services provided to make contact with individuals or families on the street in order to make available services and/or housing options that could benefit that individual or family. All of these programs are administered through non-profit organizations.

The following represents funds that were allocated to address homelessness during the 2008 – 2009 Program Year.

|         |           |
|---------|-----------|
| Program | \$ Amount |
|---------|-----------|

|                              |                     |
|------------------------------|---------------------|
| ESG                          | 1,326,597           |
| CDBG Match                   | 700,000             |
| HOPWA                        | 246,300             |
| Coalition for the Homeless   | 54,083              |
| Coalition for the Homeless   | 133,415             |
| Health Care for the Homeless | 117,180             |
| Search Mobile Outreach       | 148,728             |
| HOME SRO's                   | 13,521,000          |
| Total:                       | <u>\$16,247,303</u> |

The City of Houston partners with other entities such as the federal and state governments, private corporations, foundations and individuals to address homeless issues as well. Last year, contributions from these entities, totaled approximately \$100 Million dollars. The City of Houston is slated to receive an additional \$12 Million Dollars in Homeless Prevention funds in 2009.

## **E. Other Actions**

While creation and/or preservation of affordable housing is the centerpiece of revitalization strategies in the Consolidated Plan, there are additional activities in progress that support provision of assistance to low and moderate-income Houstonians. For example, supportive services, like affordable housing, play a critical role in reducing the adverse impact of poverty on low and extremely low-income residents. Such services provide a “bridge” for the at-need population seeking affordable housing, employment, health care, economic development, and educational opportunities. For low and moderate-income neighborhoods, infrastructure and community improvement projects help to revitalize deteriorating areas. Preservation/conservation of affordable housing, provision of support services, and targeted capital improvement projects are inter-related components of the City’s revitalization/conservation strategy to upgrade low and moderate-income areas and assist residents. These “other actions,” outlined below consists of removing obstacles, securing affordable housing, meeting underserved needs, and reducing the number of people living below the poverty level.

- **Address obstacles to meeting underserved needs**

Poverty, low level of educational attainment, lack of homeownership, unemployment, substandard housing and the continued gentrification of inner-city neighborhoods make it difficult to meet the needs of underserved communities and their citizens. However, through joint-ventures with both for/and non-profit agencies, which results in leveraging federal funds, Housing and Community Development Department (HCDD) is able to assist underserved residents with programs that provide meals for the elderly, emergency home repairs, educational enrichment opportunities for school-age children, gang intervention for juveniles, child care services for parents in school or those seeking employment and loans for owners of small businesses, to name a few.

- **Foster and maintain affordable housing**

The Emergency Home Repair Program (EHRP) addresses life-threatening conditions in housing. Using EHRP, HCDD finances the repair of single-family homes occupied by very low-income elderly and/or disabled homeowners. In most instances, HCDD awards grants for such repairs which do not exceed \$7,500; however, occasionally when extensive repairs and/or reconstruction are warranted, awards have increased substantially. HCDD has re-engineered the EHRP, making it a three-tiered Single Family Home Repair Program. Tier I repairs must be identified within 2-weeks of the event. This is directed at seniors sixty-two (62) or older and/or disabled. Tier II consists of moderate repairs that do not exceed \$30,000 for homeowners within Houston Hope Areas. Tier III is a



Replacement Housing Program within a limitation on funding for homeowners within Houston Hope Areas. See the Houston Hope Area maps in the Maps Section of this report. See Tables 1, 2 and 5 for program results. The goal of this program is to assist low-income homeowners, including elderly and/or disabled remain in their residential units.

- **Eliminate barriers to affordable housing**

A major barrier is the lack of safe and sanitary housing at a cost that is “affordable” for low and moderate-income residents. Affordable rents consume less than thirty percent (30%) of the household’s yearly income. Through the Multi-Family Improvement Program, HCDD is striving to upgrade the maximum number of units and then have a percentage of these apartments restricted for low and extremely low-income households. Another significant barrier is the lack of financial resources on the part of low and extremely low-income residents. In order to address this barrier, Housing and Community Development Department finances a network of supportive services (e.g., child care, occupational skills training, etc.) and assistance to small business owners to create employment opportunities, increase the technical skills of program participants and expand the local economies of Houston Hope and Community Development Areas.

- **Overcome gaps in institutional structure and enhance coordination (#7)**

Through re-organization, Housing and Community Development Department has sought to streamline operations, increase staff efficiency, reduce gaps in services and expand the level of communication/cooperation with outside agencies. For example, with the Consolidated Plan, HCDD engaged in substantial consultation involving other city departments and outside agencies. In the case of the Houston Housing Authority, this agency has been and continues to be an important partner with HCDD in the development of Consolidated Plans over a thirteen (13) year period. This same approach is applied to residents, neighborhood-based organizations and non-profits by HCDD soliciting input regarding existing needs, establishment of funding priorities and development of strategies to secure community improvements.

- **Improve public housing and resident initiative (#8)**

Houston Housing Authority (HHA) has the responsibility for providing shelter and services to low-income residents. HHA manages an inventory of 3,818 units contained in nineteen (19) complexes, in addition to administering a Homeownership Program, the Section 8 Housing Choice Voucher Project and the Historic Homeownership Program in Fourth Ward. Based on its mandate to address the housing needs of low-income residents, HHA continues to pursue a

five-point improvement strategy based on modernizing and preserving affordable housing.

1. Maximize the number of affordable units available to HHA through increased maintenance and renovation;
2. Increase the number of affordable units by securing additional Section 8 vouchers and creating mixed-use developments;
3. Target assistance to the elderly by applying for special-purpose vouchers for seniors;
4. Target assistance to the families with disabilities by modifying existing public housing units and by applying for special-purpose vouchers to service the disabled; and,
5. Involve residents in management of public housing units and exploration of homeownership opportunities.

• **Evaluate and reduce lead-based paint hazards ( #9)**

In partnership with the Department of Health and Human Services (DHHS), HCDD finances the inspection and testing of houses for detection and reduction of lead hazards relating to lead-based paint. During the 2008 Program Year, approximately 148 lead inspections were conducted. Through the use of CDBG and Bond funds, HCDD provides a “match” for funds awarded to the City for inspection, testing and reduction of lead-based paint.

• **Compliance with program and comprehensive planning requirements**

The Housing and Community Development Department (HCDD) must ensure that citizens have an opportunity to provide input on all projects that affect their community. The Citizen Participation Plan (CPP) outlines the process through which the public can access general information, receive technical assistance, provide comments on critical issues, and receive timely responses to questions raised. The Citizen Participation Plan describes the framework through which residents can take part in the community improvement activities, particularly the development, implementation and assessment of programs for the Consolidated Plan and other HUD programs. The CPP was amended to reflect changes in federal regulations, which took effect February 9, 2006. The amended CPP was approved by City Council in May 2007. HCDD is also responsible for monitoring and evaluating subrecipients of CDBG, HOME, HOPWA, and ESG funds. Monitoring subrecipient’s agreements involves review of the contract documents, single audit reports, prior monitoring reports, monthly and quarterly progress

reports, and making site visits to further examine records and project activities. In addition, HCDD monitors subrecipients to ensure compliance with the contract, applicable federal regulations, and financial and program management requirements.

- **Reduce number of persons living below poverty level (#10)**

Through a combined use of public services (e.g., child care, educational enrichment, job training, etc.), economic development initiatives and housing assistance programs, Housing and Community Development Department (HCDD) seeks to decrease the number of Houstonians living below the poverty level. In particular, these programs are targeted to the “special needs” population, those who are homeless, HIV/AIDS, mentally ill, substance abusers and juvenile delinquents. Public services and affordable shelter can help stabilize a low-income person’s life, putting them on the road to economic recovery. In addition, HCDD’s financial assistance to small business owners is designed with a dual purpose of creating jobs for income-eligible residents, while strengthening the local economy of low and moderate-income neighborhoods

- **Discussion on Activities Falling behind Schedule( #11)**

- **Timeliness of Grant Disbursements (#12)**

The City has met the timeliness requirements under all of its grants for this program year.

## F. Leveraging Resources

HCDD's strategy is to co-invest with private for and non-profit organizations to provide the dollars necessary to complete projects that otherwise would not be accomplished. HCDD provides performance-based grants and/or low interest loans to multi-family and single family projects. The Housing Assistance Program (HAP) provides down payment assistance that is leveraged with private lenders' mortgages to raise the homeownership rate of Houston. In addition, HCDD provides operating support and technical assistance to Community Housing Development Organizations (CHDOs) to help them serve the community at the grass roots level. CHDOs typically provide sweat equity as well as substantial grant dollars to leverage City funds and bank loans for project development.

The City has leveraged funds through a 2001 voter approved allocation of \$20 million in general obligation bonds for housing and homeless programs. As a result of that bond issuance, City Council appropriated \$ 6.7 million for affordable housing, on which \$1.4 million has been expended, leaving a balance of \$13.3 million.

As in previous years, the City met its ESG match by combining CDBG funds and in-kind matching contributions from non-profits working with Child Care Council of Houston, administrator of the City's Homeless Assistance Program. (See the HOME and ESG section of this report for additional information on how the City met these matching requirements in Program Year 2007.)

HCDD provides zero-interest performance based loans to both multifamily and single family projects. For all projects, HCDD is in a secondary position to commercially available debt, funding the gap between what is needed and what the owner or developer can obtain in the market. In the Commercial area, HCDD has achieved leverage of 4.48:1 as shown on the following chart:

### Summary of Multi-Family Projects Underway

| Property | No. of Projects | COH Amount    | Total Project Cost | No Units | Cost Per Unit | COH Cost Per Unit |
|----------|-----------------|---------------|--------------------|----------|---------------|-------------------|
| Seniors  | 12              | \$ 20,911,000 | \$ 131,509,000     | 1,449    | \$ 90,758     | \$ 14,431         |
| Family   | 7               | 19,773,000    | 69,638,000         | 674      | 103,320       | 29,337            |
| SRO      | 5               | 8,382,850     | 18,467,010         | 491      | 37,611        | 17,073            |
|          | 24              | \$ 49,066,850 | \$ 219,614,010     | 2,614    | \$ 84,015     | \$ 18,771         |

The Retail area provides down payment assistance in the form of performance based grants at zero interest. The amount of grant that a home buyer must repay declines

annually until the entire amount is forgiven as long as the assisted buyer lives in the home. Leverage for this program is approximately 3:1 – for every dollar of HOME investment, three private dollars are invested in making this housing available to low-moderate income households.

The City assists CHDOs in two important ways beyond project lending. CHDOs are eligible to receive operating support grants of \$50,000 annually, as long as the CHDO achieves a 1:1 match with outside funds. CHDOs also may obtain pre-development loans that may be rolled into a project loan, or should the project fail to materialize, be forgiven at the discretion of HCDD. In all cases, the City is working with CHDOs that have banking relationships and support from commercial lenders, providing leverage of City dollars.

## **G. Public Participation Requirements/Citizen Comments**

In conformance with federal requirements, HCDD publicized, through a "public notice," the completion of the Consolidated Annual Performance and Evaluation Report (Report) and invited citizen's review and comment. The notice was published in the Houston Chronicle on Saturday, September 12, 2009. The public was directed to the office of HCDD to review a copy of the report and to the Houston Public Library's central location in downtown Houston. The document will also be made available on the website. The prescribed fifteen (15) day review period extended from Saturday, September 12, 2009 to Monday, September 28, 2009. As required, the 2008 Report identified the amount of funds allocated to Houston through each of the grants (CDBG, ESG, HOME, and HOPWA). For each grant, details also included the amount of funds committed and expended; the number of projects assisted and/or completed; and the number of residents assisted during the reporting period in question.

A copy of the actual notice will be included herein in the final CAPER.

### **Public comments from 2007**

There were no public comments received during the 2007 notice period which extended from Thursday, September 11, 2008 through Friday, September 26, 2008. However, due to Hurricane Ike, an additional period was extended from Wednesday, October 1, 2008 through Thursday, October 15, 2008.

Public Comments from 2008 will be recorded at the end of the comment period.

## H. Self Evaluation

Preservation and/or production of affordable housing units/homeless beds are one of several standards used by the City to measure the impact of its revitalization activities. During the last fifteen (17) years, Houston has:

- assisted 9,788 homebuyers
- assisted 1,537 homeowners
- assisted 3,571 homeowners under the Storm Sewer Development Program
- created 7,328 renters through financing multifamily projects
- provided homeless support services to 86,114 clients

For Program Year 2008, Houston spent approximately \$ 40,000,000 in CDBG funds on capital improvement projects (e.g., parks, libraries, streets, storm drainage, street lights) to create a more suitable living environment by initiating and/or sustain neighborhoods. In addition to such projects, the City's Neighborhood Protection Division uses both local and CDBG funds to make strides in enforcing dangerous building codes and reducing the incidence of "Slum and Blight" in neighborhoods. See Table 6 for CDBG spending.

The City continues to meet its various timeliness tests on all Consolidated Plan grants, while undergoing changes in management and reorganization of the Department to become more efficient. In July 2006, a new financial system, SAP, was introduced. The City is still in the process of becoming fully acclimated. HCDD is still working diligently to maximize use of controls and reporting capabilities in SAP. This program year HUD made changes to its online financial system known as the Integrated Disbursement Information System. This has presented yet another challenge to the City. However, both HUD and the City are working to fully acclimate the upgraded processes into the current work flow.

Houston continues to identify strategies to remove barriers to the successful implementation of its consolidated plan programs. Activities described in the "Other Actions" section of this report cite specific strategies by the City to remove obstacles. Because housing programs are dependent largely on market forces, the City pays close attention to make adjustments as needed to maintain competitiveness and to maximize benefits obtained from available funds. Loan characteristics, subsidy amounts and other similar features of every program are adjusted if the City determines that the market has changed, or that programs must change to remain competitive with the market.

The City continues program assessment and management review in support of the long-term strategic plan to provide a broad blueprint for services that will be enhanced and/or provided via the Internet. Increasingly, HCDD is using its website to publicize program activities (e.g., Homebuyer Assistance seminars, public hearings, release of Request for Proposals), and make reports/planning and performance documents easily available to those with Internet access.

## I. Monitoring

### a. Describe how and the process, frequency and methods used to ensure compliance with federal regulations with which you monitored your activities.

HOME-funded commercial projects are monitored post-completion by Portfolio Relationship Managers. RMs have primary responsibility to ensure that required annual monitoring takes place. Utilizing both in-house and third-party expertise, RMs coordinate and review the results of on-site monitor activities to ensure the continuing provision of safe, decent, affordable multifamily housing in compliance with all applicable regulations.

Each RM has a portfolio of up to 25 completed projects that require annual compliance monitoring. Each RM has access to the Commercial Monitoring Log, which is a division-wide tabulation of the last date of performance monitoring. RMs are responsible to ensure that all four aspects of monitoring – physical, program, financial, and notification - take place on each project at least annually.

Monitoring includes:

1. On-site inspection provided by third-party property inspector to ensure compliance with property standards.
2. Compliance Monitoring provided by technical support staff from HCDD or third-party compliance experts to ensure compliance with the following:

|                             |   |
|-----------------------------|---|
| 24 CFR §92.252              | Affordable Rental Housing   |
| 24 CFR §92.252(f)<br>Period | Subsequent Rents during the Affordability Period  |
| 24 CFR §92.203(a) (1)       | Initial and Annual Recertification of Tenant Income   |
| 24 CFR §92.252(e)           | Periods of Affordability  |
| 24 CFR §92.253              | Tenant and Participant Protection (lease term, prohibited lease terms, tenant selection policy) |
| 24 CFR §92.351              | Affirmative Marketing   |
| 24 CFR §92.508              | Record Keeping and Reporting  |
| 24 CFR Part 35              | Lead-based Paint  |

3. Review of financial results of property operations, to be performed by RM.



4. Notification in writing of the results of the monitoring activity, from the RM to the borrower, with a stated corrective action plan, if one is needed.

HOME-funded Down Payment Assistance is monitored annually via written confirmation that the assisted home buyer still makes the home his/her primary residence.

HOME-funded CHDOs are monitored by the RM-CHDO. The RM-CHDO monitors unit production and sales monthly and provides technical assistance as needed to help CHDOs meet their performance goals.

Monitoring reviews are conducted on all subrecipient agreements and other contracts with monitoring components (affordability and housing quality standards) that receive federal funds. HCDD monitors each agency in accordance with the frequency established by the regulations for each grant. When HCDD identifies an area of non-compliance, the department provides feedback regarding corrective actions that will be needed to address the issue.

CDBG, HOME and HOPWA funded residential projects are monitored. Residential projects are assessed for compliance with local, state and federal regulations. HCDD checks the occupancy and income limits on a monthly basis for the restricted units. Physical inspections are conducted in compliance with the recommended schedule based on number of restricted units (See Table 11). For any deficiencies noted, HCDD works with owners/managers of the complexes to resolve problems and obtain compliance.

HOPWA and CDBG are monitored according to Monitoring Plans that have been approved by HUD. A copy of such plans can be made available to the public through the appropriate public information request process.

**b. What is the status of your grant programs?**

The City is on schedule for projects identified in this Action Plan.

**c. Do actual expenditures differ from letter of credit disbursements?**

Yes, the expenditures differ. HUD's disbursement process is on a cash basis. The City's accounting system is on an accrual basis. However, the City has substantially reconciled its SAP system with HUD's IDIS system.

### **III. Community Development Block Grant Narrative**

#### **a. CDBG Funding and Consolidated Plan Priorities, Needs, Goals and Specific Objectives**

CDBG is an essential component of the City's strategy to leverage financial resources in order to secure improvements, such as housing or public services, in targeted areas of Houston. HCDD allocates resources based on "Needs" and "Funding Priority" as described in the Plan. All expenditures of CDBG funds were directly related to accomplishing the goals and objectives stipulated in the Consolidated Action Plan for Program Year 2008.

In Program Year 2008, HCDD assisted 2,373 multi-family units. An additional 40 public housing units were rehabilitated to include new hot water heaters, installation of new central air conditioning/heating equipment and the replacement of roofs. Also, HCDD provided financial subsidies in the form of down payment assistance to 368 income-eligible residents. Revitalization activities in low- and moderate-income areas included CDBG-supported capital improvement projects such as libraries, storm drainage, parks, and community facilities. Such facilities, including those owned and operated by the City and private non-profit organizations, developed or upgraded in income-eligible communities directly benefited low and moderate-income residents.

During Program Year 2008, construction starts included approximately two (2) branch libraries, thirty-three (33) neighborhood parks, and community center improvement projects in several low and moderate-income neighborhoods.

Community-based non profit organizations continue to be an integral part of the City's affordable housing, continuum of care and social services delivery system. Some of the City's agencies provide more than one community service such as affordable housing, child care, food, and homeless and support services. Youth and children CDBG-supported programs include substance abuse treatment, childcare and health services. The balance of funds HCDD expended was to support programs benefiting the elderly, persons with special needs and the homeless. Likewise, Houston Business Development Incorporated (HBDI) provided CDBG-backed loans and technical assistance to small business owners located in target areas.

Detailed CDBG expenditures recorded in Tables 6, 7, 8 and 9.

#### **b. Changes in Program Objectives**

There were no changes in the City's program objectives during implementation of the 2008-2009 Consolidated Action Plan. All of the goals listed in the Consolidated Plan were met and most exceeded this program year. The projects identified in the

Substantial Amendments to the 2008-2009 Consolidated Action Plan will be evaluated in the 2009-2010 CAPER.

### **c. Grantee Efforts to Meet Certifications**

As reported in the Plan, HCDD's goal is to expand the availability of safe, sanitary affordable housing for the income-eligible population. HCDD accomplished this by using public and private resources to finance a variety of housing improvement programs. HCDD followed an aggressive plan of action to increase the City's housing stock (see "Affordable Housing" narrative on page 5). Along with housing, CDBG funds were also allocated to those projects that directly and/or indirectly benefited low and moderate-income persons. An underlying Plan goal is to improve neighborhoods and assist residents. As a result, work continues on projects to upgrade storm drainage and develop parks on campuses of neighborhood schools through the SPARK Program. All projects meet the national objective benefiting either low and moderate-income areas or limited clientele. All projects contribute to the objective of creating more suitable living environments availability, accessibility and/or sustainability of neighborhoods.

HCDD used federal funds to leverage private and non-federal funds for special housing programs (see "Leveraging Resources" on page 11). HCDD continues to support others in their efforts to develop affordable housing. During Program Year 2008, HCDD received five (5) requests for a "Certificate of Consistency" with the Plan, which HCDD answered in a timely manner.

Grants funds represent a major funding source for the City of Houston. Therefore, HCDD follows the Plan by using resources to primarily benefit Houston's low and moderate-income citizens and their communities through reinvestment in target neighborhoods.

### **d. CDBG Funds Served National Objectives**

HCDD expends CDBG funds on activities to support national objectives, which includes activities to benefit low and moderate-income persons and areas. To assure compliance, HCDD follows HUD regulations on meeting one of the three National Objectives and will only allocate funding to subrecipient programs which meet at least one of the National Objectives. This is reviewed during the application process and actual compliance is assured through monitoring of reports.

### **e. Section 108/Economic Development Initiative Grant Program**

In 1995, the City and HUD entered into a Section 108 Loan Guarantee Agreement giving the City the authority to borrow up to \$175,000,000 under separately approved "contracts for loan guarantee" for use in the City's Enhanced Enterprise Community. The following reflect HUD authorized program categories under the Section 108 Loan Guarantee Agreement: (1) Micro-Enterprise, (2) Small Business, (3) Multi-family Rehab, (4) Home Improvement, and (5) Special Development. Additionally, HUD under EDI Grant Agreement authorized \$22,000,000 in EDI Grant funds to be used in conjunction with Section 108. Under the Section 108 Loan Agreement proceeds were used to help start up businesses, acquire and rehab existing structures and create jobs.

Beginning in 1999, using its Section 108 Loan Authority the City entered into four (4) Section 108 contracts totaling \$28,140,000 dollars. In 2006, the City removed housing projects (i.e. multi-family rehab and home improvement) from the scope of activities funded under the Section 108 HUD-guaranteed loan program. Due to program constraints the City plans only to service existing Section 108 loans. The City doesn't anticipate any new Section 108 loans.

Outlined below are the following program areas funded with Section 108/EDI monies:

#### **1. Small Business Loans and Micro Business Loans**

In 1997, the City contracted with Houston Business Development Inc. (HBDI) (formerly Houston Small Business Development Corporation) to administer the Micro Business and Small Business Loan programs. Ultimately, through a series of amendments, the City approved loans to HBDI totaling \$8,290,000 consisting of \$7,790,000 in small business loans and \$500,000 in micro-enterprise loans.

#### **2. Special Development Loans**

The City received HUD authorization to loan a total of \$20,300,000 in special development loans. The City loaned \$18,695,732 to support the following four projects: (1) Renaissance Shopping Center, (2) Rice Lofts, (3) Whitehall Hotel (dba Crowne Plaza Hotel) and (4) Holtze Hotel (dba Magnolia Hotel). The Renaissance Shopping Center project was funded under HBDI's loan authority despite being large enough to qualify as a special development. Using its Section 108 loan authority the City loaned Rice Lofts \$4,750,000, Crown Plaza \$5,000,000, and Magnolia Hotel \$8,945,731. A total of \$2,270,745 in EDI grant funds was earmarked to these loans. See the documentation behind the Economic Development tab for the status of these loans.

#### **3. Jobs Made Available But Not Taken**

*\*If jobs were made available to low – or moderate – income persons but were not taken by them provide ( #14):*

- *Actions taken by the City and businesses to ensure first consideration was or will be given to low/mod persons.*
- *List by job title of all the permanent jobs created/retained and those that were made available*

#### **IV. Assessment of Relationship of HOME funds to Goals and Objectives**

**a. Assess the use of HOME funds in relation to the priorities, needs, goals, and specific objectives in the Consolidated Plan, particularly the highest priority activities.**

- The City of Houston's goals for the 2008 year were to increase both the stock of affordable housing and increase the number of homeowners in the City. The HOME funds were set aside for rehabilitation, new construction and acquisition of residential units. The goal was to create 300 units for homeownership and 500 units of affordable rental housing. The City exceeded both goals.

**b. Evaluate progress toward meeting the goals of providing affordable housing using the HOME funds, including the number and types of households served.**

- The City provided down payment assistance to 368 homeowners during the fiscal year. The back-up documentation to Tables 2 and 5 indicates the number and types of households served.

Indicate the extent to which HOME funds were used for activities that benefitted extremely low-income, low income, and moderate income person.

- This information is captured on the back-up documentation to Table 5. All documentation is not included herein due to certain exceptions that may exist under relevant public information laws. Special requests must be made in writing to HCDD for more detailed information on the beneficiaries of the assistance.

## **HOME Match Report**

The City's has requested HUD to grant a 100% match reduction for the 2008 – 2009 program year due to the impacts of hurricane Ike. The City has not received a response regarding whether or not HUD will grant the reduction. Also, due to IDIS problems, we are unable to obtain the report that indicates what the City's match is for the program year 2008-2009. The City will complete its reports along with adjustments for prior years when it receives the requested information from HUD.

## **V. EMERGENCY SHELTER GRANT FUND NARRATIVE**

### **A. ESG Funds Distribution**

The City contracted with Child Care Council of Greater Houston, Inc. (Child Care Council) to administer the Emergency Shelter Grants (ESG) Program. Child Care Council subcontracted with more than 30 non-profit service providers to provide ESG program services.

### **B. ESG Matching Requirements**

The City allocated \$700,000 in Program Year 2007 CDBG funds to the agencies contracted to provide ESG program services toward the matching requirements. In addition, the agencies provided \$626,494 in cash and/or in-kind contributions, thus bringing the total match contribution to \$1,326,494.

### **C. ESG Expenditure Requirements**

The City spent a total of \$1,320,176.92 this program year which exceeds the \$1,020,953.21 that it spent for Emergency Shelter Grant allocations during program year 2007. Table 9 details ESG spending. The spending is on target. The City has two (2) years from the date of execution of the each grant agreement to expend the funds.





# **Housing Opportunities for Persons With AIDS (HOPWA) Program**

## **Consolidated Annual Performance and Evaluation Report (CAPER) Measuring Performance Outcomes**

**City Of Houston  
Housing and Community Development Department  
July 1, 2008 – June 30, 2009**

OMB Number 2506-0133 (Expiration Date: 12/31/2010)

The HOPWA CAPER report for formula grantees provides annual information on program accomplishments in meeting the program's performance outcome measure: maintain housing stability; improve access to care; and reduce the risk of homelessness for low-income persons and their families living with HIV/AIDS. This information is also covered under the Consolidated Plan Management Process (CPMP) report and includes Narrative Responses and Performance Charts required under the Consolidated Planning Regulations. The public reporting burden for the collection of information is estimated to average 45 hours per manual response, or less if an automated data collection and retrieval system is in use, along with 68 hours for record keeping, including the time for reviewing instructions, searching existing data sources, gathering and maintaining the data needed, and completing and reviewing the collection of information. Grantees are required to report on the activities undertaken only, thus there may be components of these reporting requirements that may not be applicable. This agency may not conduct or sponsor, and a person is not required to respond to a collection of information unless that collection displays a valid OMB control number.

**Overview.** The Consolidated Annual Performance and Evaluation Report (CAPER) provides annual performance reporting on client outputs and outcomes that enables an assessment of grantee performance in achieving the housing stability outcome measure. The CAPER, in conjunction with the Integrated Disbursement Information System (IDIS), fulfills statutory and regulatory program reporting requirements and provides the grantee and HUD with the necessary information to assess the overall program performance and accomplishments against planned goals and objectives

HOPWA formula grantees are required to submit a CAPER, and complete annual performance information for all activities undertaken during each program year in the IDIS, demonstrating coordination with other Consolidated Plan resources. HUD uses the CAPER and IDIS data to obtain essential information on grant activities, project sponsors, housing sites, units and households, and beneficiaries (which includes racial and ethnic data on program participants). The Consolidated Plan Management Process tool (CPMP) provides an optional tool to integrate the reporting of HOPWA specific activities with other planning and reporting on Consolidated Plan activities.

The revisions contained within this edition are designed to accomplish the following: (1) provide for an assessment of unmet need; (2) streamline reporting sources and uses of leveraged resources; (3) differentiate client outcomes for temporary/short-term and permanent facility-based assistance; (4) clarify indicators for short-term efforts and reducing the risk of homelessness; and (5) clarify indicators for Access to Care and Support for this special needs population. In addition, grantees are requested to comply with the Federal Funding Accountability and Transparency Act 2006 (Public Law 109-282) which requires federal grant recipients to provide general information for all entities (including subrecipients) receiving \$25,000+ in federal funds.

## **Table of Contents**

### **PART 1: Executive Summary**

1. Grantee Information
2. Project Sponsor Information
3. Contractor(s) or Subcontractor(s) Information
  - A. Grantee and Community Overview
  - B. Annual Performance under the Action Plan
  - C. Barriers or Trends Overview
  - D. Assessment of Unmet Housing Needs

### **PART 2: Sources of Leveraging**

### **PART 3: Accomplishment Data**

### **PART 4: Summary of Performance Outcomes**

1. Housing Stability: Permanent Housing and Related Facilities
2. Prevention of Homelessness: Short-Term Housing Payments
3. Access to Care and Support: Housing Assistance with Supportive Services

### **PART 5: Worksheet - Determining Housing Stability Outcomes**

### **PART 6: Certification of Continued Use for HOPWA Facility-Based Stewardship Units (Only)**

**Continued Use Periods.** Grantees that use HOPWA funds for new construction, acquisition, or substantial rehabilitation are required to operate their facilities for ten years for HOPWA-eligible beneficiaries. For the years in which grantees do not receive and expend HOPWA funding for these activities, the grantee must submit an Annual Certification of Continued Project Operation throughout the required use periods. This certification is included in Part 5 in CAPER.

**Final Assembly of Report.** After the entire report is assembled, please number each page sequentially.

**Filing Requirements.** Within 90 days of the completion of each program year, grantees must submit their completed CAPER to the CPD Director in the grantee's State or Local HUD Field Office, and to the HOPWA Program Office: Office of HIV/AIDS Housing, Room 7212, U.S. Department of Housing and Urban Development, 451 Seventh Street, SW, Washington, D.C. 20410.

**Definitions: Facility-Based Housing Assistance:** All HOPWA housing expenditures which provide support to facilities, including community residences, SRO dwellings, short-term or transitional facilities, project-based units, master leased units, scattered site units leased by the organization, and other housing facilities approved by HUD.

**Grassroots Organization:** An organization headquartered in the local community where it provides services; has a social services budget of \$300,000 or less annually; and six or fewer full-time equivalent employees. Local affiliates of national or larger organizations are not considered "grassroots."

**Housing Assistance Total:** The non-duplicated number of households receiving housing subsidies and residing in units of facilities that were dedicated to persons living with HIV/AIDS and their families that were supported with HOPWA or leveraged funds during this operating year.

**In-kind Leveraged Resources:** These involve additional types of support provided to assist HOPWA beneficiaries such as volunteer services, materials, use of equipment and building space. The actual value of the support can be the contribution of professional services, based on customary rates for this specialized support, or actual costs contributed from other leveraged resources. In determining a rate for the contribution of volunteer time and services, use the rate established in HUD notices, such as the rate of ten dollars per hour. The value of any donated material, equipment, building, or lease should be based on the fair market value at time of donation. Related documentation can be from recent bills of sales, advertised prices, appraisals, or other information for comparable property similarly situated.

**Leveraged Funds:** The amount of funds expended during the operating year from non-HOPWA federal, state, local, and private sources by grantees or sponsors in dedicating assistance to this client population. Leveraged funds or other assistance used directly in HOPWA program delivery.

**Output:** The number of units of housing or households that receive HOPWA housing assistance during the operating year.

**Outcome:** The HOPWA assisted households who have been enabled to establish or better maintain a stable living environment in housing that is safe, decent, and sanitary, (per the regulations at 24 CFR 574.310(b)) and to reduce the risks of homelessness, and improve access to HIV treatment and other health care and support. The goal that eighty percent of HOPWA clients will maintain housing stability, avoid homelessness, and access care by 2011.

**Permanent Housing Placement:** A supportive housing service that helps establish the household in the housing unit, including reasonable costs for security deposits not to exceed two months of rental costs).

**Program Income:** Gross income directly generated from the use of HOPWA funds, including repayments. See grant administration requirements on program income for state and local governments at 24 CFR 85.25, or for non-profits at 24 CFR 84.24.

**Short-Term Rent, Mortgage and Utility Payments (STRMU):** Subsidy or payments subject to the 21-week limited time period to prevent the homelessness of a household (e.g., HOPWA short-term rent, mortgage and utility payments).

**Stewardship Units:** Units developed, where HOPWA funds were used for acquisition, new construction and rehabilitation, but no longer receive operating subsidies. Report information for the units subject to the three-year use agreement if rehabilitation is non-substantial, and those subject to the ten-year use agreement if rehabilitation is substantial.

**Tenant-Based Rental Assistance:** (TBRA): An on-going rental housing subsidy for units leased by the client, where the amount is determined based in part on household income and rent costs. Project-based costs are considered facility-based expenditures.

**Total by Type of Housing Assistance/Services:** The non-duplicated households assisted in units by type of housing assistance dedicated to persons living with HIV/AIDS and their families or services provided that were supported with HOPWA and leveraged funds during the operating year

# Housing Opportunities for Persons with AIDS (HOPWA) Consolidated Annual Performance and Evaluation Report - Measuring Performance Outcomes

OMB Number 2506-0133 (Expiration Date: 12/31/2010)

## Part 1: Grantee Executive Summary

As applicable, complete the charts below followed by the submission of a written narrative to questions A through C, and the completion of Chart D. Chart 1 requests general grantee information and Chart 2 is to be completed for each organization selected or designated as a project sponsor, as defined by CFR 574.3. In Chart 3, indicate each subrecipient organization with a contract/agreement of \$25,000 or greater that assists grantees or project sponsors carrying out their activities. Agreements include: grants, subgrants, loans, awards, cooperative agreements, and other forms of financial assistance; and contracts, subcontracts, purchase orders, task orders, and delivery orders. These elements address requirements in the Federal Funding and Accountability and Transparency Act of 2006 (Public Law 109-282).

### I. Grantee Information

|   |  |  |               |  |
|---|--|--|---------------|--|
| HUD Grant Number<br><b>HOPWA -TXH08-F004</b>  |  | Operating Year for this report<br>From (mm/dd/yy) <b>07/01/08</b> To (mm/dd/yy) <b>06/30/09</b>  |               |  |
| Grantee Name<br><b>City of Houston, Texas - Housing and Community Development Department</b>  |  |  |               |  |
| Business Address  |  | <b>601 Sawyer, Suite 400<br/>P.O. Box 1562</b>   |               |  |
| City, County, State, Zip  |  | <b>Houston</b>   | <b>Harris</b> | <b>Texas 77007<br/>77251-1562</b>                                |
| Employer Identification Number (EIN) or<br>Tax Identification Number (TIN)<br>746001164   |  | <b>746001164</b>   |               | DUN & Bradstreet Number (DUNs) if applicable<br><b>832431985</b> |
| Congressional District of Business Address  |  | <b>TX-18</b>   |               |  |
| *Congressional District(s) of Primary Service Area(s)   |  |  |               |  |
| *Zip Code(s) of Primary Service Area(s)   |  |  |               |  |
| *City(ies) and County(ies) of Primary Service Area(s)   |  |  |               |  |
| Organization's Website Address<br><b>http://www.houstontx.gov/housing/index.html</b>  |  | Does your organization maintain a waiting list? <input type="checkbox"/> Yes <input checked="" type="checkbox"/> No<br>If yes, explain in the narrative section how this list is administered. |               |  |
| Have you prepared any evaluation reports? <b>No</b><br><i>If so, please indicate the location on an Internet site (url) or attach copy.</i> |  |  |               |  |

\* Service delivery area information only needed for program activities being directly carried out by the grantee

## 2. Project Sponsor Information

In Chart 2, provide the following information for each organization designated or selected to serve as a project sponsor, as defined by CFR 574.3.

|   |  |  |  |          |
|---|--|--|--|----------|
| <b>Project Sponsor Agency Name</b><br>A Caring Safe Place, Inc.   |  | <b>Parent Company Name, if applicable</b>  |  |          |
| <b>Name and Title of Contact at Project Sponsor Agency</b>  |  | Shun Johnson, Program Director   |  |          |
| <b>Email Address</b>  |  | shuncjohnson@sbcglobal.net   |  |          |
| <b>Business Address</b>   |  | 1804 Carr Street   |  |          |
| <b>City, County, State, Zip,</b>  |  | Houston  | Harris   | TX 77026 |
| <b>Phone Number (with area codes)</b>   |  | 713-225-5441   | <b>Fax Number (with area code)</b><br>713-225-5442                   |          |
| <b>Employer Identification Number (EIN) or Tax Identification Number (TIN)</b>  |  | 31-1574101   | <b>DUN &amp; Bradstreet Number (DUNs) if applicable</b><br>053479965 |          |
| <b>Congressional District of Business Location of Sponsor</b>   |  | TX-18  |  |          |
| <b>Congressional District(s) of Primary Service Area(s)</b>   |  | TX-18  |  |          |
| <b>Zip Code(s) of Primary Service Area(s)</b>   |  | 77026  |  |          |
| <b>City(ies) and County(ies) of Primary Service Area(s)</b>   |  | Houston  | Harris   |          |
| <b>Total HOPWA contract amount for this Organization</b>  |  | \$394,255.00   |  |          |
| <b>Organization's Website Address</b><br>NA   |  | <b>Does your organization maintain a waiting list?</b> Yes <input type="checkbox"/> No <input checked="" type="checkbox"/> |  |          |
| <b>Is the sponsor a nonprofit organization?</b> <input checked="" type="checkbox"/> Yes <input type="checkbox"/> No<br><br>Please check if yes and a faith-based organization. <input type="checkbox"/><br>Please check if yes and a grassroots organization. <input checked="" type="checkbox"/> |  | <b>If yes, explain in the narrative section how this list is administered.</b>   |  |          |

## 2. Project Sponsor Information

In Chart 2, provide the following information for each organization designated or selected to serve as a project sponsor, as defined by CFR 574.3.

|  |  |  |           |   |
|--|--|--|-----------|---|
| <b>Project Sponsor Agency Name</b><br>AIDS Coalition of Coastal Texas, Inc.  |  | <b>Parent Company Name, if applicable</b>  |           |   |
| <b>Name and Title of Contact at Project Sponsor Agency</b>   |  | Georgia Nelson, Director   |           |   |
| <b>Email Address</b>   |  | <a href="mailto:Georgial405@yahoo.com">Georgial405@yahoo.com</a>   |           |   |
| <b>Business Address</b>  |  | 707 Tremont  |           |   |
| <b>City, County, State, Zip,</b>   |  | Galveston  | Galveston | Texas 77550   |
| <b>Phone Number (with area codes)</b>  |  | 409-763-2437   |           | <b>Fax Number (with area code)</b><br>409-763-5482      |
| <b>Employer Identification Number (EIN) or Tax Identification Number (TIN)</b>   |  | 76-0230757   |           | <b>DUN &amp; Bradstreet Number (DUNs) if applicable</b> |
| <b>Congressional District of Business Location of Sponsor</b>  |  | TX-14  |           |   |
| <b>Congressional District(s) of Primary Service Area(s)</b>  |  | TX-14 TX-22  |           |   |
| <b>Zip Code(s) of Primary Service Area(s)</b>  |  | 77550  |           |   |
| <b>City(ies) and County(ies) of Primary Service Area(s)</b>  |  | Galveston  |           | Galveston and Brazoria                                  |
| <b>Total HOPWA contract amount for this Organization</b>   |  | \$362,422.00   |           |   |
| <b>Organization's Website Address</b><br><a href="http://www.aidscoalitionofcoastaltxinc.com">www.aidscoalitionofcoastaltxinc.com</a>  |  | <b>Does your organization maintain a waiting list?</b> <input type="checkbox"/> Yes <input checked="" type="checkbox"/> No |           |   |
| <b>Is the sponsor a nonprofit organization?</b> <input checked="" type="checkbox"/> Yes <input type="checkbox"/> No<br><br>Please check if yes and a faith-based organization. <input type="checkbox"/><br>Please check if yes and a grassroots organization. <input type="checkbox"/> |  | <b>If yes, explain in the narrative section how this list is administered.</b>   |           |   |

## 2. Project Sponsor Information

In Chart 2, provide the following information for each organization designated or selected to serve as a project sponsor, as defined by CFR 574.3.

|   |  |  |        |  |
|---|--|--|--------|--|
| <b>Project Sponsor Agency Name</b><br>AIDS Foundation Houston, Inc.   |  | <b>Parent Company Name, if applicable</b>  |        |  |
| <b>Name and Title of Contact at Project Sponsor Agency</b>  |  | Vera Johnson, VP of Client Services  |        |  |
| <b>Email Address</b>  |  | johnsonv@afhouston.org   |        |  |
| <b>Business Address</b>   |  | 3202 Wesleyan  |        |  |
| <b>City, County, State, Zip.</b>  |  | Houston  | Harris | TX 77027   |
| <b>Phone Number (with area codes)</b>   |  | 713-623-6796 Ext. 235  |        | <b>Fax Number (with area code)</b><br>713-623-4029                   |
| <b>Employer Identification Number (EIN) or Tax Identification Number (TIN)</b>  |  | 76-0073661   |        | <b>DUN &amp; Bradstreet Number (DUNs) if applicable</b><br>1900-7419 |
| <b>Congressional District of Business Location of Sponsor</b>   |  | TX-7   |        |  |
| <b>Congressional District(s) of Primary Service Area(s)</b>   |  | TX-7 TX-9 TX-18 TX-29  |        |  |
| <b>Zip Code(s) of Primary Service Area(s)</b>   |  | 77027  |        |  |
| <b>City(ies) and County(ies) of Primary Service Area(s)</b>   |  | Houston  |        | Harris   |
| <b>Total HOPWA contract amount for this Organization</b>  |  | \$2,190,135.00   |        |  |
| <b>Organization's Website Address</b><br>www.AIDShelp.org   |  | <b>Does your organization maintain a waiting list?</b> X Yes <input type="checkbox"/> No |        |  |
| <b>Is the sponsor a nonprofit organization?</b> <input checked="" type="checkbox"/> Yes <input type="checkbox"/> No<br><i>Please check if yes and a faith-based organization.</i> <input type="checkbox"/><br><i>Please check if yes and a grassroots organization.</i> <input checked="" type="checkbox"/> |  | <b>If yes, explain in the narrative section how this list is administered.</b>           |        |  |

## 2. Project Sponsor Information

In Chart 2, provide the following information for each organization designated or selected to serve as a project sponsor, as defined by CFR 574.3.

|  |  |  |        |   |
|--|--|--|--------|---|
| <b>Project Sponsor Agency Name</b><br>Bering Omega Community Services  |  | <b>Parent Company Name, if applicable</b>  |        |   |
| <b>Name and Title of Contact at Project Sponsor Agency</b>   |  | Ann Reed, MA Vice President of Operations  |        |   |
| <b>Email Address</b>   |  | Areed@beringomega.org  |        |   |
| <b>Business Address</b>  |  | 1429 Hawthorne   |        |   |
| <b>City, County, State, Zip,</b>   |  | Houston  | Harris | TX 77006  |
| <b>Phone Number (with area codes)</b>  |  | 713-341-3777   |        | <b>Fax Number (with area code)</b><br>713-529-3626      |
| <b>Employer Identification Number (EIN) or Tax Identification Number (TIN)</b>   |  | 76-0589592   |        | <b>DUN &amp; Bradstreet Number (DUNs) if applicable</b> |
| <b>Congressional District of Business Location of Sponsor</b>  |  | TX-7   |        |   |
| <b>Congressional District(s) of Primary Service Area(s)</b>  |  | TX-7   |        |   |
| <b>Zip Code(s) of Primary Service Area(s)</b>  |  | 77002-77099  |        |   |
| <b>City(ies) and County(ies) of Primary Service Area(s)</b>  |  | Houston  |        | Harris  |
| <b>Total HOPWA contract amount for this Organization</b>   |  | \$1,136,500.00   |        |   |
| <b>Organization's Website Address</b><br><u>www.beringomega.org</u>  |  | <b>Does your organization maintain a waiting list?</b> <input checked="" type="checkbox"/> Yes <input type="checkbox"/> No<br><b>If yes, explain in the narrative section how this list is administered.</b> |        |   |
| <b>Is the sponsor a nonprofit organization?</b> <input checked="" type="checkbox"/> Yes <input type="checkbox"/> No<br><i>Please check if yes and a faith-based organization.</i> <input type="checkbox"/><br><i>Please check if yes and a grassroots organization.</i> <input type="checkbox"/> |  |  |        |   |

## 2. Project Sponsor Information

In Chart 2, provide the following information for each organization designated or selected to serve as a project sponsor, as defined by CFR 574.3.



|   |  |   |  |       |
|---|--|---|--|-------|
| <b>Project Sponsor Agency Name</b><br>Bonita House of Hope/Santa Maria Hostel, Inc  |  | <b>Parent Company Name, if applicable</b> |  |       |
| <b>Name and Title of Contact at Project Sponsor Agency</b>  | Erin Martin, HOPWA Project Supervisor  |   |  |       |
| <b>Email Address</b>  | ewashington@bonitahope.org   |   |  |       |
| <b>Business Address</b>   | 2605 Parker Rd.  |   |  |       |
| <b>City, County, State, Zip,</b>  | Houston  | Harris                                    | TX   | 77093 |
| <b>Phone Number (with area codes)</b>   | 713-691-0900   |   | <b>Fax Number (with area code)</b><br>713-691-0910                   |       |
| <b>Employer Identification Number (EIN) or Tax Identification Number (TIN)</b>  | 76-0479698   |   | <b>DUN &amp; Bradstreet Number (DUNs) if applicable</b><br>090457461 |       |
| <b>Congressional District of Business Location of Sponsor</b>   | TX-29  |   |  |       |
| <b>Congressional District(s) of Primary Service Area(s)</b>   | TX-29  |   |  |       |
| <b>Zip Code(s) of Primary Service Area(s)</b>   | 77093  |   |  |       |
| <b>City(ies) and County(ies) of Primary Service Area(s)</b>   | Houston  |   | Harris   |       |
| <b>Total HOPWA contract amount for this Organization</b>  | \$350,000.00   |   |  |       |
| <b>Organization's Website Address</b><br><a href="http://www.bonitahope.org">www.bonitahope.org</a>   | <b>Does your organization maintain a waiting list?</b> X Yes <input type="checkbox"/> No<br><b>If yes, explain in the narrative section how this list is administered.</b> |   |  |       |
| <b>Is the sponsor a nonprofit organization?</b> <input checked="" type="checkbox"/> Yes <input type="checkbox"/> No<br><br><i>Please check if yes and a faith-based organization.</i> <input type="checkbox"/><br><i>Please check if yes and a grassroots organization.</i> <input checked="" type="checkbox"/> |  |   |  |       |

## 2. Project Sponsor Information

In Chart 2, provide the following information for each organization designated or selected to serve as a project sponsor, as defined by CFR 574.3.

|   |  |  |        |  |
|---|--|--|--------|--|
| <b>Project Sponsor Agency Name</b><br>Brentwood Community Foundation  |  | <b>Parent Company Name, if applicable</b>  |        |  |
| <b>Name and Title of Contact at Project Sponsor Agency</b>  |  | Glenda Hopkins, Program Director   |        |  |
| <b>Email Address</b>  |  | ghopkins@brentwoodfoundation.org   |        |  |
| <b>Business Address</b>   |  | 13033 Landmark Street  |        |  |
| <b>City, County, State, Zip,</b>  |  | Houston  | Harris | TX 70045   |
| <b>Phone Number (with area codes)</b>   |  | 713-852-2552   |        | <b>Fax Number (with area code)</b><br>713-852-2559                             |
| <b>Employer Identification Number (EIN) or Tax Identification Number (TIN)</b>  |  | 76-0454398   |        | <b>DUN &amp; Bradstreet Number (DUNs) if applicable</b>                        |
| <b>Congressional District of Business Location of Sponsor</b>   |  | TX-9   |        |  |
| <b>Congressional District(s) of Primary Service Area(s)</b>   |  | TX-9   |        |  |
| <b>Zip Code(s) of Primary Service Area(s)</b>   |  | 77045  |        |  |
| <b>City(ies) and County(ies) of Primary Service Area(s)</b>   |  | Houston  |        | Harris Counties, Ft. Bend, Pasadena, Liberty, Chambers, Montgomery, and Waller |
| <b>Total HOPWA contract amount for this Organization</b>  |  | \$444,050.00   |        |  |
| <b>Organization's Website Address</b><br>www.brentwoodfoundation.org  |  | <b>Does your organization maintain a waiting list?</b> X Yes <input type="checkbox"/> No |        |  |
| <b>Is the sponsor a nonprofit organization?</b> <input checked="" type="checkbox"/> Yes <input type="checkbox"/> No<br><br>Please check if yes and a faith-based organization. <input checked="" type="checkbox"/><br>Please check if yes and a grassroots organization. <input type="checkbox"/> |  | <b>If yes, explain in the narrative section how this list is administered.</b>           |        |  |

## 2. Project Sponsor Information

In Chart 2, provide the following information for each organization designated or selected to serve as a project sponsor, as defined by CFR 574.3.

|  |  |  |        |   |
|--|--|--|--------|---|
| <b>Project Sponsor Agency Name</b><br>Career and Recovery Resources, Inc.  |  | <b>Parent Company Name, if applicable</b>  |        |   |
| <b>Name and Title of Contact at Project Sponsor Agency</b>   |  | Elisa Coleman, Program Coordinator   |        |   |
| <b>Email Address</b>   |  | ecoleman@careerandrecovery.org   |        |   |
| <b>Business Address</b>  |  | 2525 San Jacinto   |        |   |
| <b>City, County, State, Zip,</b>   |  | Houston  | Harris | TX 77002  |
| <b>Phone Number (with area codes)</b>  |  | 713-754-7043   |        | <b>Fax Number (with area code)</b><br>713-754-7068          |
| <b>Employer Identification Number (EIN) or Tax Identification Number (TIN)</b>   |  | 74-1161942   |        | <b>DUN &amp; Bradstreet Number (DUNs) if applicable</b>     |
| <b>Congressional District of Business Location of Sponsor</b>  |  | TX-18  |        |   |
| <b>Congressional District(s) of Primary Service Area(s)</b>  |  | TX-18 TX-22 TX-20 TX-10, TX-8  |        |   |
| <b>Zip Code(s) of Primary Service Area(s)</b>  |  | 77002  |        |   |
| <b>City(ies) and County(ies) of Primary Service Area(s)</b>  |  | Houston  |        | Harris, Brazoria, Ft. Bend, Austin, Waller, and San Jacinto |
| <b>Total HOPWA contract amount for this Organization</b>   |  | \$64,233.00  |        |   |
| <b>Organization's Website Address</b><br><a href="http://www.careerandrecovery.org">www.careerandrecovery.org</a>  |  | <b>Does your organization maintain a waiting list?</b> Yes <input type="checkbox"/> No <input checked="" type="checkbox"/> |        |   |
| <b>Is the sponsor a nonprofit organization?</b> <input checked="" type="checkbox"/> Yes <input type="checkbox"/> No<br><br>Please check if yes and a faith-based organization. <input type="checkbox"/><br>Please check if yes and a grassroots organization. <input type="checkbox"/> |  | <b>If yes, explain in the narrative section how this list is administered.</b>   |        |   |

## 2. Project Sponsor Information

In Chart 2, provide the following information for each organization designated or selected to serve as a project sponsor, as defined by CFR 574.3.

|   |  |  |  |          |
|---|--|--|--|----------|
| <b>Project Sponsor Agency Name</b><br>Catholic Charities. AIDS Ministry Program   |  | <b>Parent Company Name, if applicable</b>  |  |          |
| <b>Name and Title of Contact at Project Sponsor Agency</b>  |  | Patsy Lewis MSW, Program Coordinator III   |  |          |
| <b>Email Address</b>  |  | plewis@catholiccharities.org   |  |          |
| <b>Business Address</b>   |  | 2900 Louisiana   |  |          |
| <b>City, County, State, Zip,</b>  |  | Houston  | Harris   | TX 77006 |
| <b>Phone Number (with area codes)</b>   |  | 713-874-6679   | <b>Fax Number (with area code)</b><br>713-524-1904                     |          |
| <b>Employer Identification Number (EIN) or Tax Identification Number (TIN)</b>  |  | 74-110733  | <b>DUN &amp; Bradstreet Number (DUNs) if applicable</b><br>12-530-3896 |          |
| <b>Congressional District of Business Location of Sponsor</b>   |  | TX-18  |  |          |
| <b>Congressional District(s) of Primary Service Area(s)</b>   |  | TX-18  |  |          |
| <b>Zip Code(s) of Primary Service Area(s)</b>   |  | 77006  |  |          |
| <b>City(ies) and County(ies) of Primary Service Area(s)</b>   |  | Houston  | Harris   |          |
| <b>Total HOPWA contract amount for this Organization</b>  |  | \$350,000.00   |  |          |
| <b>Organization's Website Address</b><br>www.catholiccharities.org  |  | <b>Does your organization maintain a waiting list?</b> Yes <input type="checkbox"/> No <input checked="" type="checkbox"/> |  |          |
| <b>Is the sponsor a nonprofit organization?</b> <input checked="" type="checkbox"/> Yes <input type="checkbox"/> No<br><br>Please check if yes and a faith-based organization. <input checked="" type="checkbox"/><br>Please check if yes and a grassroots organization. <input type="checkbox"/> |  | <b>If yes, explain in the narrative section how this list is administered.</b>   |  |          |

## 2. Project Sponsor Information

In Chart 2, provide the following information for each organization designated or selected to serve as a project sponsor, as defined by CFR 574.3.

|   |  |  |        |   |       |
|---|--|--|--------|---|-------|
| <b>Project Sponsor Agency Name</b><br>Educational Program Inspiring Communities   |  | <b>Parent Company Name, if applicable</b>  |        |   |       |
| <b>Name and Title of Contact at Project Sponsor Agency</b>  |  | Jane Cummings, Executive Director  |        |   |       |
| <b>Email Address</b>  |  | JCummins@heartprogram.org  |        |   |       |
| <b>Business Address</b>   |  | 67117 Stuebner Airline Road Suite 207  |        |   |       |
| <b>City, County, State, Zip,</b>  |  | Houston  | Harris | TX  | 77091 |
| <b>Phone Number (with area codes)</b>   |  | 713-782-5606   |        | <b>Fax Number (with area code)</b><br>713-692-4279      |       |
| <b>Employer Identification Number (EIN) or Tax Identification Number (TIN)</b>  |  | 73-1644107   |        | <b>DUN &amp; Bradstreet Number (DUNs) if applicable</b> |       |
| <b>Congressional District of Business Location of Sponsor</b>   |  | TX-29  |        |   |       |
| <b>Congressional District(s) of Primary Service Area(s)</b>   |  | TX-7 TX-9 TX-10 TX-18 TX-22 TX-29  |        |   |       |
| <b>Zip Code(s) of Primary Service Area(s)</b>   |  | 77091  |        |   |       |
| <b>City(ies) and County(ies) of Primary Service Area(s)</b>   |  | Houston  |        | Harris  |       |
| <b>Total HOPWA contract amount for this Organization</b>  |  | \$75,000.00  |        |   |       |
| <b>Organization's Website Address</b><br>www.heartprogram.org   |  | <b>Does your organization maintain a waiting list?</b> Yes <input type="checkbox"/> No <input checked="" type="checkbox"/><br><b>If yes, explain in the narrative section how this list is administered.</b> |        |   |       |
| <b>Is the sponsor a nonprofit organization?</b> <input checked="" type="checkbox"/> Yes <input type="checkbox"/> No<br><br>Please check if yes and a faith-based organization. <input type="checkbox"/><br>Please check if yes and a grassroots organization. <input checked="" type="checkbox"/> |  |  |        |   |       |

**2. Project Sponsor Information**

In Chart 2, provide the following information for each organization designated or selected to serve as a project sponsor, as defined by CFR 574.3.

|   |  |  |  |          |
|---|--|--|--|----------|
| <b>Project Sponsor Agency Name</b><br>Fort Bend County Black Nurses Association   |  | <b>Parent Company Name, if applicable</b>  |  |          |
| <b>Name and Title of Contact at Project Sponsor Agency</b>  |  | Lola D. Jefferson, Executive Director  |  |          |
| <b>Email Address</b>  |  | loladjeff@yahoo.com  |  |          |
| <b>Business Address</b>   |  | 15426 Indian Woods   |  |          |
| <b>City, County, State, Zip,</b>  |  | Missouri City  | Fort Bend  | TX 77489 |
| <b>Phone Number (with area codes)</b>   |  | 713-979-2692   | <b>Fax Number (with area code)</b><br>713-734-0444                   |          |
| <b>Employer Identification Number (EIN) or Tax Identification Number (TIN)</b>  |  | 76-0680685   | <b>DUN &amp; Bradstreet Number (DUNs) if applicable</b><br>051107506 |          |
| <b>Congressional District of Business Location of Sponsor</b>   |  | TX- 22   |  |          |
| <b>Congressional District(s) of Primary Service Area(s)</b>   |  | TX- 22   |  |          |
| <b>Zip Code(s) of Primary Service Area(s)</b>   |  | 77053-77406-77407-77417-77411-77444-77451-77459-77461-77464-77469-77471-77476-77477-77478-77479-77481-77487-77489-77494-77496-77497-77498-77545-77459                      |  |          |
| <b>City(ies) and County(ies) of Primary Service Area(s)</b>   |  | Missouri City, Sugar Land, Richmond, Rosenberg   | Fort Bend and Surrounding Counties                                   |          |
| <b>Total HOPWA contract amount for this Organization</b>  |  | \$226,500.00   |  |          |
| <b>Organization's Website Address</b><br>N/A  |  | <b>Does your organization maintain a waiting list?</b> X Yes <input type="checkbox"/> No<br><b>If yes, explain in the narrative section how this list is administered.</b> |  |          |
| <b>Is the sponsor a nonprofit organization?</b> <input checked="" type="checkbox"/> Yes <input type="checkbox"/> No<br><br>Please check if yes and a faith-based organization. <input type="checkbox"/><br>Please check if yes and a grassroots organization. <input checked="" type="checkbox"/> |  |  |  |          |

## 2. Project Sponsor Information

In Chart 2, provide the following information for each organization designated or selected to serve as a project sponsor, as defined by CFR 574.3.

|   |  |   |        |  |
|---|--|---|--------|--|
| <b>Project Sponsor Agency Name</b><br>Goodwill Industries of Houston  |  | <b>Parent Company Name, if applicable</b>   |        |  |
| <b>Name and Title of Contact at Project Sponsor Agency</b>  |  | Vivian Bush, Grant Administrator  |        |  |
| <b>Email Address</b>  |  | v_bush@goodwillhouston.org  |        |  |
| <b>Business Address</b>   |  | 10795 Hammerly Blvd.  |        |  |
| <b>City, County, State, Zip,</b>  |  | Houston   | Harris | TX 77043   |
| <b>Phone Number (with area codes)</b>   |  | 713-699-6728  |        | <b>Fax Number (with area code)</b><br>713-699-6370                   |
| <b>Employer Identification Number (EIN) or Tax Identification Number (TIN)</b>  |  | 74-1285095  |        | <b>DUN &amp; Bradstreet Number (DUNS) if applicable</b><br>051107506 |
| <b>Congressional District of Business Location of Sponsor</b>   |  | TX- 07  |        |  |
| <b>Congressional District(s) of Primary Service Area(s)</b>   |  | TX- 07  |        |  |
| <b>Zip Code(s) of Primary Service Area(s)</b>   |  | 77043-77006-77019-77098   |        |  |
| <b>City(ies) and County(ies) of Primary Service Area(s)</b>   |  | Houston EMSA  |        | Harris and Surrounding Counties                                      |
| <b>Total HOPWA contract amount for this Organization</b>  |  | \$330,000.00  |        |  |
| <b>Organization's Website Address</b><br><a href="http://www.goodwillhouston.org">www.goodwillhouston.org</a>   |  | <b>Does your organization maintain a waiting list?</b> X Yes <input type="checkbox"/> No<br>If yes, explain in the narrative section how this list is administered. |        |  |
| <b>Is the sponsor a nonprofit organization?</b> <input checked="" type="checkbox"/> Yes <input type="checkbox"/> No<br><br>Please check if yes and a faith-based organization. <input type="checkbox"/><br>Please check if yes and a grassroots organization. <input checked="" type="checkbox"/> |  |   |        |  |

**2. Project Sponsor Information**

In Chart 2, provide the following information for each organization designated or selected to serve as a project sponsor, as defined by CFR 574.3.

|   |  |  |        |   |       |
|---|--|--|--------|---|-------|
| <b>Project Sponsor Agency Name</b><br>Houston Area Community Services, Inc.   |  | <b>Parent Company Name, if applicable</b>  |        |   |       |
| <b>Name and Title of Contact at Project Sponsor Agency</b>  |  | Fred Reninger, Program Manager   |        |   |       |
| <b>Email Address</b>  |  | freninger@hacstxs.org  |        |   |       |
| <b>Business Address</b>   |  | 3730 Kirby Drive Suite 820   |        |   |       |
| <b>City, County, State, Zip,</b>  |  | Houston  | Harris | TX  | 77098 |
| <b>Phone Number (with area codes)</b>   |  | 713-526-0555 Ext. 220  |        | <b>Fax Number (with area code)</b><br>713-526-9882                  |       |
| <b>Employer Identification Number (EIN) or Tax Identification Number (TIN)</b>  |  | 76-0549240   |        | <b>DUN &amp; Bradstreet Number (DUNs) if applicable</b><br>03664289 |       |
| <b>Congressional District of Business Location of Sponsor</b>   |  | TX- 07   |        |   |       |
| <b>Congressional District(s) of Primary Service Area(s)</b>   |  | TX- 07 TX-18 TX- 29 TX- 09 TX- 25 TX-22 TX-31 TX- 8  |        |   |       |
| <b>Zip Code(s) of Primary Service Area(s)</b>   |  | 77001-77099  |        |   |       |
| <b>City(ies) and County(ies) of Primary Service Area(s)</b>   |  | Houston EMSA   |        | Harris and Surrounding Counties                                     |       |
| <b>Total HOPWA contract amount for this Organization</b>  |  | \$1,045,000.00   |        |   |       |
| <b>Organization's Website Address</b><br>WWW.hacstx.org   |  | <b>Does your organization maintain a waiting list?</b> X Yes <input type="checkbox"/> No<br><b>If yes, explain in the narrative section how this list is administered.</b> |        |   |       |
| <b>Is the sponsor a nonprofit organization?</b> <input checked="" type="checkbox"/> Yes <input type="checkbox"/> No<br><br>Please check if yes and a faith-based organization. <input type="checkbox"/><br>Please check if yes and a grassroots organization. <input checked="" type="checkbox"/> |  |  |        |   |       |



**2. Project Sponsor Information**

In Chart 2, provide the following information for each organization designated or selected to serve as a project sponsor, as defined by CFR 574.3.

|   |   |  |  |       |  |
|---|---|--|--|-------|--|
| <b>Project Sponsor Agency Name</b><br>Houston HELP  |   | <b>Parent Company Name, if applicable</b>  |  |       |  |
| <b>Name and Title of Contact at Project Sponsor Agency</b>  | Jeanie Johnson Executive Director<br>Ilya Vesialou, Staff   |  |  |       |  |
| <b>Email Address</b>  | jjohnson@helpusa.org.<br>ivesialou@ helpusa.org   |  |  |       |  |
| <b>Business Address</b>   | 5 Hanover Street 17 <sup>th</sup> floor   |  |  |       |  |
| <b>City, County, State, Zip,</b>  | New York,   | New York   | New York   | 10004 |  |
| <b>Phone Number (with area codes)</b>   | 713-741-4070<br>212-400-7064  |  | <b>Fax Number (with area code)</b><br>713-440-6549 or 212-400-7099   |       |  |
| <b>Employer Identification Number (EIN) or Tax Identification Number (TIN)</b>                                      | 13-3892553  |  | <b>DUN &amp; Bradstreet Number (DUNs) if applicable</b><br>148841914 |       |  |
| <b>Congressional District of Business Location of Sponsor</b>   | NY-008  |  |  |       |  |
| <b>Congressional District(s) of Primary Service Area(s)</b>   | TX-18   |  |  |       |  |
| <b>Zip Code(s) of Primary Service Area(s)</b>   | 77081-77422-77316-77331-77053-78701-77848-77575-77550-77021-77053-77033-77045-77020-77019-77002-77004-77036-77063 |  |  |       |  |
| <b>City(ies) and County(ies) of Primary Service Area(s)</b>   | Houston EMSA  |  | Harris and Surrounding Counties                                      |       |  |
| <b>Total HOPWA contract amount for this Organization</b>  | \$310,000.00  |  |  |       |  |
| <b>Organization's Website Address</b><br><u>Helpusa.org</u>   |   | <b>Does your organization maintain a waiting list?</b> X Yes <input type="checkbox"/> No |  |       |  |
| <b>Is the sponsor a nonprofit organization?</b> <input checked="" type="checkbox"/> Yes <input type="checkbox"/> No |   | <b>If yes, explain in the narrative section how this list is administered.</b>           |  |       |  |
| Please check if yes and a faith-based organization. <input type="checkbox"/>  |   |  |  |       |  |
| Please check if yes and a grassroots organization. <input checked="" type="checkbox"/>                              |   |  |  |       |  |

**2. Project Sponsor Information**

In Chart 2, provide the following information for each organization designated or selected to serve as a project sponsor, as defined by CFR 574.3.

|   |  |  |        |  |
|---|--|--|--------|--|
| <b>Project Sponsor Agency Name</b><br>San Jacinto Apartments  |  | <b>Parent Company Name, if applicable</b><br>Houston SRO Housing Corp.                   |        |  |
| <b>Name and Title of Contact at Project Sponsor Agency</b>  |  | Linda Holder, Executive Supervisor   |        |  |
| <b>Email Address</b>  |  | Heightshouse2@yahoo.com  |        |  |
| <b>Business Address</b>   |  | 2211 Norfolk, Suite #740   |        |  |
| <b>City, County, State, Zip,</b>  |  | Houston  | Harris | TX 77002   |
| <b>Phone Number (with area codes)</b>   |  | 713-526-9470   |        | <b>Fax Number (with area code)</b><br>713-526-1849                   |
| <b>Employer Identification Number (EIN) or Tax Identification Number (TIN)</b>  |  | 76-0555284   |        | <b>DUN &amp; Bradstreet Number (DUNs) if applicable</b><br>039524640 |
| <b>Congressional District of Business Location of Sponsor</b>   |  | TX-18  |        |  |
| <b>Congressional District(s) of Primary Service Area(s)</b>   |  | TX-18  |        |  |
| <b>Zip Code(s) of Primary Service Area(s)</b>   |  | 77002  |        |  |
| <b>City(ies) and County(ies) of Primary Service Area(s)</b>   |  | Houston  |        | Harris   |
| <b>Total HOPWA contract amount for this Organization</b>  |  | \$76,726   |        |  |
| <b>Organization's Website Address</b><br><a href="http://www.houscorp.com">www.houscorp.com</a>   |  | <b>Does your organization maintain a waiting list?</b> X Yes <input type="checkbox"/> No |        |  |
| <b>Is the sponsor a nonprofit organization?</b> <input checked="" type="checkbox"/> Yes <input type="checkbox"/> No<br><br>Please check if yes and a faith-based organization. <input type="checkbox"/><br>Please check if yes and a grassroots organization. <input checked="" type="checkbox"/> |  | <b>If yes, explain in the narrative section how this list is administered.</b>           |        |  |

## 2. Project Sponsor Information

In Chart 2, provide the following information for each organization designated or selected to serve as a project sponsor, as defined by CFR 574.3.

|   |  |   |  |       |
|---|--|---|--|-------|
| <b>Project Sponsor Agency Name</b><br>Houston Volunteer Lawyers Program, Inc.   |  | <b>Parent Company Name, if applicable</b> |  |       |
| <b>Name and Title of Contact at Project Sponsor Agency</b>  | Roland B. Amboree, Disability Unit Program Manager   |   |  |       |
| <b>Email Address</b>  | roland.amboree@hvlp.org  |   |  |       |
| <b>Business Address</b>   | 712 Main Street Suite 2700   |   |  |       |
| <b>City, County, State, Zip,</b>  | Houston  | Harris                                    | TX   | 77002 |
| <b>Phone Number (with area codes)</b>   | 713-228-0735   |   | <b>Fax Number (with area code)</b><br>713-227-0359                   |       |
| <b>Employer Identification Number (EIN) or Tax Identification Number (TIN)</b>  | 76-0090652   |   | <b>DUN &amp; Bradstreet Number (DUNs) if applicable</b><br>130235500 |       |
| <b>Congressional District of Business Location of Sponsor</b>   | TX- 18   |   |  |       |
| <b>Congressional District(s) of Primary Service Area(s)</b>   | TX-18  |   |  |       |
| <b>Zip Code(s) of Primary Service Area(s)</b>   | 77002-77021-77009-77030-77031-77063  |   |  |       |
| <b>City(ies) and County(ies) of Primary Service Area(s)</b>   | Houston EMSA   |   | Harris and Surrounding Counties                                      |       |
| <b>Total HOPWA contract amount for this Organization</b>  | \$100,000.00   |   |  |       |
| <b>Organization's Website Address</b><br><a href="http://www.hvlp.org">www.hvlp.org</a>   | <b>Does your organization maintain a waiting list?</b> X Yes <input type="checkbox"/> No<br><b>If yes, explain in the narrative section how this list is administered.</b> |   |  |       |
| <b>Is the sponsor a nonprofit organization?</b> <input checked="" type="checkbox"/> Yes <input type="checkbox"/> No<br><i>Please check if yes and a faith-based organization.</i> <input type="checkbox"/><br><i>Please check if yes and a grassroots organization.</i> <input checked="" type="checkbox"/> |  |   |  |       |

**2. Project Sponsor Information**

In Chart 2, provide the following information for each organization designated or selected to serve as a project sponsor, as defined by CFR 574.3.

|   |  |  |        |  |
|---|--|--|--------|--|
| <b>Project Sponsor Agency Name</b><br>Marjo House   |  | <b>Parent Company Name, if applicable</b>  |        |  |
| <b>Name and Title of Contact at Project Sponsor Agency</b>  |  | Marilyn Jones, Executive Director  |        |  |
| <b>Email Address</b>  |  | marjohouseorg@aol.com  |        |  |
| <b>Business Address</b>   |  | 1706 Gelhorn Street  |        |  |
| <b>City, County, State, Zip,</b>  |  | Houston  | Harris | Texas 77029  |
| <b>Phone Number (with area codes)</b>   |  | 713-674-1168   |        | <b>Fax Number (with area code)</b><br>1-866-527-5340                 |
| <b>Employer Identification Number (EIN) or Tax Identification Number (TIN)</b>  |  | 48-1270670   |        | <b>DUN &amp; Bradstreet Number (DUNs) if applicable</b><br>163632958 |
| <b>Congressional District of Business Location of Sponsor</b>   |  | TX-18  |        |  |
| <b>Congressional District(s) of Primary Service Area(s)</b>   |  | TX-18  |        |  |
| <b>Zip Code(s) of Primary Service Area(s)</b>   |  | 77029  |        |  |
| <b>City(ies) and County(ies) of Primary Service Area(s)</b>   |  | Houston EMSA   |        | Harris and Surrounding Counties                                      |
| <b>Total HOPWA contract amount for this Organization</b>  |  | \$155,150.00   |        |  |
| <b>Organization's Website Address</b><br>N/A  |  | <b>Does your organization maintain a waiting list?</b> X Yes <input type="checkbox"/> No<br><b>If yes, explain in the narrative section how this list is administered.</b> |        |  |
| <b>Is the sponsor a nonprofit organization?</b> <input checked="" type="checkbox"/> Yes <input type="checkbox"/> No<br><i>Please check if yes and a faith-based organization.</i> <input type="checkbox"/><br><i>Please check if yes and a grassroots organization.</i> <input checked="" type="checkbox"/> |  |  |        |  |

**2. Project Sponsor Information**

In Chart 2, provide the following information for each organization designated or selected to serve as a project sponsor, as defined by CFR 574.3.

|   |  |   |        |  |
|---|--|---|--------|--|
| <b>Project Sponsor Agency Name</b><br>New Hope Counseling Center, Inc.  |  | <b>Parent Company Name, if applicable</b>   |        |  |
| <b>Name and Title of Contact at Project Sponsor Agency</b>  |  | Dr. Samuel Osweke, Program Director   |        |  |
| <b>Email Address</b>  |  | osuekeso@yahoo.com  |        |  |
| <b>Business Address</b>   |  | 6420 Hillcroft, Suite 314   |        |  |
| <b>City, County, State, Zip,</b>  |  | Houston   | Harris | TX 77081   |
| <b>Phone Number (with area codes)</b>   |  | 713-776-8006  |        | <b>Fax Number (with area code)</b><br>713-776-8030                   |
| <b>Employer Identification Number (EIN) or Tax Identification Number (TIN)</b>  |  | 76-03900859   |        | <b>DUN &amp; Bradstreet Number (DUNs) if applicable</b><br>080073799 |
| <b>Congressional District of Business Location of Sponsor</b>   |  | TX- 18  |        |  |
| <b>Congressional District(s) of Primary Service Area(s)</b>   |  | TX- 22 TX-18  |        |  |
| <b>Zip Code(s) of Primary Service Area(s)</b>   |  | 77081-77422-77316-77331-77053-78701-77848-77575-77550   |        |  |
| <b>City(ies) and County(ies) of Primary Service Area(s)</b>   |  | Houston EMSA  |        | Harris and Surrounding Counties                                      |
| <b>Total HOPWA contract amount for this Organization</b>  |  | \$169,595.00  |        |  |
| <b>Organization's Website Address</b>   |  | <b>Does your organization maintain a waiting list?</b> X Yes <input type="checkbox"/> No<br>If yes, explain in the narrative section how this list is administered. |        |  |
| <b>Is the sponsor a nonprofit organization?</b> <input checked="" type="checkbox"/> Yes <input type="checkbox"/> No<br><i>Please check if yes and a faith-based organization.</i> <input type="checkbox"/><br><i>Please check if yes and a grassroots organization.</i> <input checked="" type="checkbox"/> |  |   |        |  |

## 2. Project Sponsor Information

In Chart 2, provide the following information for each organization designated or selected to serve as a project sponsor, as defined by CFR 574.3.

|   |  |   |  |   |       |
|---|--|---|--|---|-------|
| <b>Project Sponsor Agency Name</b><br>SEARCH, Inc.  |  | <b>Parent Company Name, if applicable</b> |  |   |       |
| <b>Name and Title of Contact at Project Sponsor Agency</b>  |  | Larry Kraus, Director of Grants           |  |   |       |
| <b>Email Address</b>  |  | lkraus@searchhomeless.org                 |  |   |       |
| <b>Business Address</b>   |  | 2505 Fannin                               |  |   |       |
| <b>City, County, State, Zip,</b>  |  | Houston                                   | Harris   | TX  | 77002 |
| <b>Phone Number (with area codes)</b>   |  | 713-276-3001                              |  | <b>Fax Number (with area code)</b><br>713-739-7706                  |       |
| <b>Employer Identification Number (EIN) or Tax Identification Number (TIN)</b>  |  | 76-0260403                                |  | <b>DUN &amp; Bradstreet Number (DUNs) if applicable</b><br>78523600 |       |
| <b>Congressional District of Business Location of Sponsor</b>   |  | TX-18                                     |  |   |       |
| <b>Congressional District(s) of Primary Service Area(s)</b>   |  | TX-29                                     |  |   |       |
| <b>Zip Code(s) of Primary Service Area(s)</b>   |  | 77023                                     |  |   |       |
| <b>City(ies) and County(ies) of Primary Service Area(s)</b>   |  | Houston                                   |  | Harris  |       |
| <b>Total HOPWA contract amount for this Organization</b>  |  | \$54,768.22                               |  |   |       |
| <b>Organization's Website Address</b><br>www.searchproject.org  |  |   | <b>Does your organization maintain a waiting list?</b> Yes <input type="checkbox"/> No <input checked="" type="checkbox"/> |   |       |
| <b>Is the sponsor a nonprofit organization?</b> <input checked="" type="checkbox"/> Yes <input type="checkbox"/> No<br><br>Please check if yes and a faith-based organization. <input checked="" type="checkbox"/><br>Please check if yes and a grassroots organization. <input type="checkbox"/> |  |   | <b>If yes, explain in the narrative section how this list is administered.</b>   |   |       |

## 2. Project Sponsor Information

In Chart 2, provide the following information for each organization designated or selected to serve as a project sponsor, as defined by CFR 574.3.

|  |   |
|--|---|
| <b>Project Sponsor Agency Name</b><br>Stop Turning Entering Prison, Inc. | <b>Parent Company Name, if applicable</b> |
|--|---|

|   |   |        |  |       |
|---|---|--------|--|-------|
| <b>Name and Title of Contact at Project Sponsor Agency</b>  | Rhonda Menard, Executive Director   |        |  |       |
| <b>Email Address</b>  | step2shayshouse@yahoo.com   |        |  |       |
| <b>Business Address</b>   | 5602 Hirsch Rd.   |        |  |       |
| <b>City, County, State, Zip,</b>  | Houston   | Harris | TX   | 77026 |
| <b>Phone Number (with area codes)</b>   | 832-881-3193  |        | <b>Fax Number (with area code)</b><br>713-633-1045   |       |
| <b>Employer Identification Number (EIN) or Tax Identification Number (TIN)</b>                      | 20-4145537  |        | <b>DUN &amp; Bradstreet Number (DUNs) if applicable</b><br>619198570   |       |
| <b>Congressional District of Business Location of Sponsor</b>                                       | TX- 18  |        |  |       |
| <b>Congressional District(s) of Primary Service Area(s)</b>   | TX-18   |        |  |       |
| <b>Zip Code(s) of Primary Service Area(s)</b>   | 77026-77016-77028   |        |  |       |
| <b>City(ies) and County(ies) of Primary Service Area(s)</b>   | Houston EMSA  |        | Harris and Surrounding Counties  |       |
| <b>Total HOPWA contract amount for this Organization</b>  | \$119,733.00  |        |  |       |
| <b>Organization's Website Address</b><br><a href="http://www.shayshouse.org">www.shayshouse.org</a> | <b>Is the sponsor a nonprofit organization?</b> <input checked="" type="checkbox"/> Yes <input type="checkbox"/> No<br><br><i>Please check if yes and a faith-based organization.</i> <input type="checkbox"/><br><i>Please check if yes and a grassroots organization.</i> <input checked="" type="checkbox"/> |        | <b>Does your organization maintain a waiting list?</b> <input checked="" type="checkbox"/> Yes <input type="checkbox"/> No<br><br><b>If yes, explain in the narrative section how this list is administered.</b> |       |

**2. Project Sponsor Information**

In Chart 2, provide the following information for each organization designated or selected to serve as a project sponsor, as defined by CFR 574.3.

|   |  |  |        |  |       |
|---|--|--|--------|--|-------|
| <b>Project Sponsor Agency Name</b><br>Volunteers of America Texas, Inc.   |  | <b>Parent Company Name, if applicable</b>  |        |  |       |
| <b>Name and Title of Contact at Project Sponsor Agency</b>  |  | Vera Johnson, VP of Client Services  |        |  |       |
| <b>Email Address</b>  |  | johnsonv@afhouston.org   |        |  |       |
| <b>Business Address</b>   |  | 3202 Wesleyan  |        |  |       |
| <b>City, County, State, Zip.</b>  |  | Houston  | Harris | TX   | 77027 |
| <b>Phone Number (with area codes)</b>   |  | 713-623-6796 x 235   |        | <b>Fax Number (with area code)</b><br>713-623-4029                   |       |
| <b>Employer Identification Number (EIN) or Tax Identification Number (TIN)</b>                                      |  | 76-0073661   |        | <b>DUN &amp; Bradstreet Number (DUNs) if applicable</b><br>1900-7419 |       |
| <b>Congressional District of Business Location of Sponsor</b>   |  | TX- 07   |        |  |       |
| <b>Congressional District(s) of Primary Service Area(s)</b>   |  | TX- 07 TX-18 TX- 29 TX- 09   |        |  |       |
| <b>Zip Code(s) of Primary Service Area(s)</b>   |  | 77027  |        |  |       |
| <b>City(ies) and County(ies) of Primary Service Area(s)</b>   |  | Houston  |        | Harris   |       |
| <b>Total HOPWA contract amount for this Organization</b>  |  | \$485,000.00   |        |  |       |
| <b>Organization's Website Address</b><br>WWW.AIDS help.org  |  | <b>Does your organization maintain a waiting list?</b> X Yes <input type="checkbox"/> No |        |  |       |
| <b>Is the sponsor a nonprofit organization?</b> <input checked="" type="checkbox"/> Yes <input type="checkbox"/> No |  | <b>If yes, explain in the narrative section how this list is administered.</b>           |        |  |       |
| Please check if yes and a faith-based organization. <input type="checkbox"/>  |  |  |        |  |       |
| Please check if yes and a grassroots organization. <input checked="" type="checkbox"/>                              |  |  |        |  |       |



### 3. Subrecipient Information

In Chart 3, provide the following information for each subrecipient with a contract/agreement of \$25,000 or greater that assist the grantee or project sponsors to carry out their administrative or service delivery functions. Agreements include: grants, subgrants, loans, awards, cooperative agreements, and other forms of financial assistance; and contracts, subcontracts, purchase orders, task orders, and delivery orders. (Organizations listed may have contracts with project sponsors or other organizations beside the grantee.) These elements address requirements in the Federal Funding and Accountability and Transparency Act of 2006 (Public Law 109-282).

|  |  |   |  |
|--|--|---|--|
| <b>Subrecipient Name</b>   |  | <b>Parent Company (if applicable)</b>                   |  |
| <b>Name and Title of Contact at Subrecipient</b>                               |  |   |  |
| <b>Email Address</b>   |  |   |  |
| <b>Business Address</b>  |  |   |  |
| <b>City, State, Zip, County</b>  |  |   |  |
| <b>Phone Number (with area code)</b>   |  | <b>Fax Number (with area code)</b>                      |  |
| <b>Employer Identification Number (EIN) or Tax Identification Number (TIN)</b> |  | <b>DUN &amp; Bradstreet Number (DUNs) if applicable</b> |  |
| <b>North American Industry Classification System (NAICS) Code</b>              |  |   |  |
| <b>Congressional District of Location</b>                                      |  |   |  |
| <b>Congressional District of Primary Service Area</b>                          |  |   |  |
| <b>Zip Code of Primary Service Area(s)</b>                                     |  |   |  |
| <b>City(ies) and County(ies) of Primary Service Area(s)</b>                    |  |   |  |
| <b>Total HOPWA Contract Amount</b>   |  |   |  |

### **A. Grantee and Community Overview**

Provide a one to three page narrative summarizing major achievements and highlights that were proposed and completed during the program year. Include a brief description of the grant organization, area of service, the name(s) of the program contact(s), and an overview of the range/type of housing activities provided. This overview may be used for public information, including posting on HUD's website. *Note: Text fields are expandable.*

The City of Houston's Housing Opportunities for Persons with AIDS ("HOPWA") Program is administered by its Housing Community Development Department. The Houston Eligible Metropolitan Area (EMA) is a ten-county area in southeast Texas that consists of Austin, Brazoria, Chambers, Fort Bend, Galveston, Harris, Liberty, Montgomery, San Jacinto, and Waller counties. Emergency relief is needed for people that are affected by HIV/AIDS. Their needs range from medical to housing. In "The State of Health" 2007 annual report, The Houston Department of Health and Human Services ("DHSS") estimated that over 28,000 people in the Houston EMSA are living with HIV/AIDS. The CDC estimates that one quarter of HIV/AIDS infections are undiagnosed; therefore close to 7,000 persons in Harris County may be infected with HIV but do not know it.

The City awards grants to eligible organizations through a Request for Proposals ("RFP") process. The proposals are received from nonprofit organizations, which are 501(c) (3) nonprofit status. The proposals are for construction, acquisition, rehabilitation, housing assistance payments, supportive services, and operation of affordable housing for low- and moderate-income persons with HIV/AIDS. Funding of the projects is subject to availability of funds from HUD and is contingent upon compliance with HUD and City criteria. City Council approves all projects funded.

Funding was provided to twenty (20) sponsor agencies. The funded activities include: short-term rent, mortgage and utility assistance, tenant based rental assistance, resource identification, construction, rehabilitation, operating costs for facilities, technical assistance, housing information and supportive services to HIV/AIDS individuals and their family members. Short-term rent, mortgage and utility assistance payments were provided to 1,129 households. Tenant based rental assistance payments were provided to 326 households. An additional 445 households received supportive services, only. Facility based housing was provided to 306 households. These community residences numbered 250 units that were operated with HOPWA funds. The operation of these facilities greatly assisted in serving this underserved population.

In September 2008 Hurricane Ike hit the Houston Metropolitan Area. The hurricane affected all services provided to the citizens and hindered operations of HOPWA providers. AIDS Coalition of Galveston was hardest hit with flooding, causing the agency to temporarily relocate. All other agencies were without electricity, phone service, and or experienced some type of structural damage. Houston HELP, Inc. (Corder Place Apartments) had seven (7) units damaged to the extent that they became uninhabitable for several months following the hurricane. Despite the temporary set back and inconvenience resulting from the aftermath of Hurricane Ike, project sponsors provided HOPWA eligible clients with services in compliance with their contracts.

During the City of Houston's Fiscal year, two (2) project sponsors had changes within their organizational structures. Bonita Street House of Hope, Inc. (BSHH) was purchased by Santa Maria Hostel, Inc. (SMH) in January 2009. SMH continued to provide services to HOPWA clients under the BSHH contract with the City of Houston (COH). COH is currently drafting a contract with Santa Maria Hostel, Inc. to continue to provide permanent housing to HOPWA clients. Volunteers of America (VOA) provided an affiliation agreement with AIDS Foundation Houston (AFH) to provide services to the clients residing at Burress Street Apartments and Chupik House. The agreement is for one (1) year, at which time AFH will be purchasing Burress Street Apartments. The City of Houston granted a contract to AFH for the operation of these community residences.

Project sponsors who received HOPWA grants are listed below. The type of housing activities and related services they provide to the community are noted as well.

*A CARING SAFE PLACE, INC.* Administers and operates a community residence which targets persons with chemical addiction and/or alcohol dependency problems, provides housing and supportive services, and life management skills.

AIDS COALITION OF COASTAL TEXAS, INC. Administers a short-term rent, mortgage and utility assistance, a tenant based rental assistance program and provides supportive services.

AIDS FOUNDATION HOUSTON, INC. Administers a short-term rent, mortgage and utility assistance program, tenant based rental assistance and operates three community residences, and provides supportive services.

BERING OMEGA COMMUNITY SERVICES Administers a short-term rent, mortgage, and utility assistance program, tenant based rental assistance program and provides supportive services including budget counseling.

BRENTWOOD COMMUNITY FOUNDATION, INC. Administers a short-term rent, mortgage and utility assistance program, operates a community residence and provides supportive services.

BONITA STREET HOUSE OF HOPE, INC. Operates a community residence and provides supportive services.

CAREER AND RECOVERY RESOURCES, INC. Administers computer literacy training program and provides supportive services.

CATHOLIC CHARITIES OF GALVESTON-HOUSTON, INC. Administers a short-term rent, mortgage and utility assistance program, and provide supportive services and case management.

EDUCATIONAL PROGRAMS INSPIRING COMMUNITIES, INC. Administers an Employment training program for developmentally disabled HIV positive adults.

FORT BEND BLACK NURSES ASSOCIATION Administers a short-term rent, mortgage, and utility assistance program and supportive services.

GOODWILL INDUSTRIES OF HOUSTON Administers a supportive services program, Project Good Hope, which provides case management and counseling services, vocational training and employment assistance.

HOUSTON AREA COMMUNITY SERVICES Administers a tenant based rental assistance and supportive services program.

HOUSTON HELP, INC. Administers a childcare facility, operates a community residence, and provides supportive services.

HOUSTON SRO HOUSING CORPORATION Operates an SRO community residence for individuals and couples, which targets the provision of housing and supportive services to homeless veterans.

HOUSTON VOLUNTEER LAWYERS PROGRAM, INC. Operates a supportive services program, which provides counsel and advice on civil matters, including housing, family law, public benefits, disability, employment, and discrimination.

MARJO HOUSE Operates a community residence and provides supportive services.

NEW HOPE COUNSELING CENTER, INC. Administers a short-term rent, mortgage and utility assistance program, a drug abuse-counseling program and provides supportive services.

SEARCH, INC. Administers and operates a community residence, and provides supportive services to homeless individuals.

STOP TURNING ENTERING PRISION, INC., aka SHAY'S HOUSE Operates a community residence and provides supportive services to HIV-positive women reintegrating into society from prison.

VOLUNTEERS OF AMERICA TEXAS, INC. Administers a short-term rent, mortgage and utility assistance program, operates two community residences, a childcare facility, and provides supportive services.

HOPWA projects have been recognized by the City of Houston City Council and supported unanimously. Increased permanent housing activities under the Tenant Based Rental Assistance Program through additional funding to local organizations have made an impact on the number of individuals and families that receive assistance along with supportive services. Furthermore, to increase housing opportunities, permanent housing placement assistance has been added to our supportive services category, which resulted in seventy-one (71) households receiving permanent housing placement services.

**B. Annual Performance under the Action Plan**

Provide a narrative addressing each of the following four items:

**1. Outputs Reported.** Describe significant accomplishments or challenges in achieving the number of housing units supported and the number households assisted with HOPWA funds during this operating year compared to plans for this assistance, as approved in the Consolidated Plan/Action Plan. Describe how HOPWA funds were distributed during your program year among

different categories of housing and geographic areas to address needs throughout the grant service area, consistent with approved plans.

**2. Outcomes Assessed.** Assess program goals against actual client outcomes for achieving housing stability, reducing risks of homelessness, and improving access to care. If current year results are lower than the national program targets (80 percent of HOPWA clients maintain housing stability, avoid homelessness and access care), please describe the steps being taken to achieve the national outcome goal in next operating year.

**3. Coordination.** Report on program coordination with other mainstream housing and supportive services resources, including the use of committed leveraging from other public and private sources that helped to address needs for eligible persons identified in the Consolidated Plan/Strategic Plan.

**4. Technical Assistance.** Describe any program technical assistance needs and how they would benefit program beneficiaries.

The geographic plan for the HOPWA Program changed in 2004 to include an additional 4 counties. Agencies that receive funding from HOPWA understand the importance of reaching out to surrounding counties to ensure housing assistance availability, along with supportive services are provided. Residents from counties outside of Harris County have increased their utilization of HOPWA services. Ongoing outreach is required to ensure HOPWA funds remain available and increased within the ten county areas.

HCDD has continued to work with Power Source Database to expand the use of the computerized web based system for client data tracking and information. In 2006-2007, HOPWA expanded the system to include client data for supportive services and tenant based rental assistance programs. This expansion allowed agencies to reduce duplication of client service, better track supportive services and minimize error in data reporting.

In addition, to reduce error, all HOPWA agencies were required to implement the APR as the monthly progress report form, making it easier for the administration to capture and tabulate data from the operating year.

HCDD is actively involved in the coordination and planning of activities with the Ryan White Planning Council along with the Continuum of Care (COC) to address homelessness. A representative of the HCDD serves on the board of the Ryan White Planning Council and the COC to set priorities and secure funding for projects. These groups discuss service delivery strategies, information and referral procedures, as well as needs assessment for HIV/AIDS individuals and their families in the above referenced areas. Participating agencies include Harris County, the State of Texas, DHHS, HCDD, Coalition for the Homeless and agencies that provide housing, medical and legal support services for HIV/AIDS affected persons.

The Harris County Health Department — HIV Services and the Ryan White Planning Council compiled a resource book outlining resource availability by area. This “Blue Book” Houston Resource Guide lists over one hundred fifty (150) organizations and services that include medical, dental, housing, child care, nutritional food pantry services, financial assistance, case management services and other services that are available for persons living with HIV/AIDS, and their families. The Houston Resource Guide lists available resources in the cities of Baytown, Houston and Pasadena, and counties of Harris, Chambers, Liberty, Montgomery and Walker.

The majority of HOPWA funded agencies receive funding from other sources including state service funds and Ryan White Care Act funds. In conjunction with the HOPWA funding that sponsor agencies receive, other resources utilized include cash contributions from the sponsor agencies, public and private foundations, organizations, corporations and individual donations. Volunteers and in-kind contributions from these sources have also been used to assist in providing services to the agencies’ clients. The City, through grants administered by DHHS, fund HIV education and prevention programs. However, since HOPWA is the only source of funding for housing needs for persons with AIDS, many agencies rely only on HOPWA to support the services.

Additionally, the HOPWA Program has worked with agencies that are nontraditional HIV/AIDS service providers to the program to establish community residences; review rehabilitation projects and make recommendations to increase housing stock in the new grant cycle.

### **C. Barriers and Trends Overview**

Provide a narrative addressing items 1 through 3. Explain how barriers and trends affected your program's ability to achieve the objectives and outcomes discussed in the previous section.

1. Describe any barriers (including regulatory and non-regulatory) encountered, actions taken in response to barriers, and recommendations for program improvement. Provide an explanation for each barrier selected.

|   |  |   |   |
|---|--|---|---|
| <input type="checkbox"/> HOPWA/HUD Regulations            | <input type="checkbox"/> Planning                      | <input type="checkbox"/> Housing Availability | <input type="checkbox"/> Rent Determination and Fair Market Rents |
| <input type="checkbox"/> Discrimination/Confidentiality   | <input type="checkbox"/> Multiple Diagnoses            | <input type="checkbox"/> Eligibility          | <input type="checkbox"/> Technical Assistance or Training         |
| <input type="checkbox"/> Supportive Services              | <input type="checkbox"/> Credit History                | <input type="checkbox"/> Rental History       | <input type="checkbox"/> Criminal Justice History                 |
| <input checked="" type="checkbox"/> Housing Affordability | <input type="checkbox"/> Other, please explain further |   |   |

2. Describe any trends in the community that may affect the way in which the needs of persons living with HIV/AIDS are being addressed, and provide any other information important to the future provision of services to this population.

3. Identify any evaluations, studies, or other assessments of the HOPWA program that are available to the public.

According to the Houston Area 2002 Comprehensive HIV/AIDS Needs Assessment, housing was stated to be a major need and barrier among the survey participants. Many of the participants affirmed that they have difficulty paying for housing, or anything other than substandard housing, due to their disabilities and limited resources. HCDD is continuing to address this concern by increasing the tenant-based rental assistance in conjunction with the short-term rent, mortgage and utility assistance program to provide additional assistance for those clients whose financial needs may surpass that provided through the STRMUA activity. Also, HCDD has expanded the supportive service category to include Permanent Housing Placement to clients in obtaining deposits for rental properties and utility services.

Community concerns were highlighted during the process to renovate a housing project. This was an opportunity for the constituents to voice their concerns regarding HIV/AIDS housing and the needs for "brick and mortar" vs. financial assistance. HOPWA defines tenant based rental assistance and short term rent, mortgage and utility assistance as permanent housing. Ongoing education regarding HOPWA definitions and regulations were enhanced to ensure community comprehension and agency compliance.

The ability to provide security deposits for clients had been stated as a concern and/or barrier for several agencies providing tenant-based rental assistance. HCDD has responded to this barrier by including Permanent Housing Placement funds in the new contracts for the tenant-based rental assistance agencies.

The change in reporting process including the revised Annual Progress Report dictated a change in the manner in which agencies reported data to the administrative agency. Ongoing technical assistance was provided to agencies through the AA as well as through the technical assistance provider, CUCS.

HIV/AIDS is presently growing in the minority community. We expect this trend to continue. Another growing concern is incarcerated and recently released individuals with HIV/AIDS who fail to seek health care options relating to their HIV/AIDS status. The number of people living with HIV/AIDS is continually increasing by over 18% each year. This number does not include HIV positive only people.

Additionally, trends that continue to be on the rise include HIV positive women and their children, particularly in the African American community and youth and the developmentally disabled, HIV positive population.

In 2007, HOPWA initiated and received a Needs Assessment conducted by technical assistance provider, Center for Urban and Community Services. The Needs Assessment is the first one conducted in Houston, specifically addressing the concerns of community members, providers, government officials and clients of the program. In October 2007, CUCS presented its findings and recommendations to the stakeholders. These recommendations will be reviewed and included in the next round of RFP's issued out for HOPWA funding. The HOPWA program scheduled a series of strategic planning meetings to review recommendations submitted by CUCS and seek consensus on procedures for Non Governmental Organizations. The strategic planning sessions focused on four key areas of HOPWA; Short Term Rent Mortgage and Utility Assistance Program; Tenant based Rental Assistance Program; Community Residences and Supportive Services. HOPWA is now implementing the new procedures/forms for use by the HOPWA project sponsors. The community actively participated in the needs assessment, having the opportunity to communicate concerns and challenges associated with the project from both the client and the provider perspective.

In June 2009, City of Houston HOPWA staff attended a SSI/SSDI Access and Recovery (SOAR) training sponsored by HUD. The SOAR technical assistance provides strategic planning and training to increase the access to Social Security disability benefits. These benefits can increase access to housing, treatment and other supports. The HOPWA staff will be working with representatives from other agencies to conduct a forum regarding training HOPWA project sponsors on how to expedite the SSI/SSDI process for HOPWA clients.

**D. Unmet Housing Needs: An Assessment of Unmet Housing Needs**

In Chart 1, provide an assessment of the number of HOPWA-eligible households that require housing assistance but are not currently served by HOPWA in this service area.

In Line 1, report the total unmet need of the geographical service area, as reported in *Unmet Needs for Persons with HIV/AIDS*, Table 1B of the Consolidated or Annual Plan(s), or as reported under HOPWA worksheet in the Needs Workbook of the Consolidated Planning Management Process (CPMP) tool. *Note: Report most current data available, through Consolidated or Annual Plan(s), and account for local housing issues, or changes in HIV/AIDS cases, by using combination of one or more of the sources in Chart 2.*

In Rows a through c, enter the number of HOPWA-eligible households by type of housing assistance whose housing needs are not met. For an approximate breakdown of overall unmet need by type of housing assistance refer to the Consolidated or Annual Plan (s), CPMP tool or local distribution of funds.

**1. Assessment of Unmet Need for HOPWA-eligible Households**

|  |        |
|--|--------|
| 1. Total number of households that have unmet housing needs  | = 1827 |
| <b>From Item 1, identify the number of households with unmet housing needs by type of housing assistance</b> |        |
| a. Tenant-Based Rental Assistance (TBRA)   | = 595  |
| b. Short-Term Rent, Mortgage and Utility payments (STRMU)  | = 1116 |
| c. Housing Facilities, such as community residences, SRO dwellings, other housing facilities                 | = 116  |

There are several agencies that maintain a waiting list for the Tenant Based Rental Assistance (TBRA) program and housing facilities. The waiting lists are created when each agency has reached its capacity to provide rental assistance for persons living with AIDS. Lists are compiled by referrals from other HOPWA funded providers and /or self referral. The following information is gathered before placing their name on the waiting list.

- Client’s full name
- Home and/or cell number
- Case manager if applicable

When there is an opening in the TBRA program or housing facilities, clients on the list are contacted. During this initial call a phone screening is conducted to verify the client meets program eligibility. Once eligibility is determined, then an appointment is scheduled to begin TBRA enrollment. Clients are served in the order and date that they were placed on the waiting list, and funding availability. The waiting lists are reviewed and clients contacted every six months to verify their interest and need for assistance.

**2. Recommended Data Sources for Assessing Unmet Need (check all sources used)**

|   |   |
|---|---|
| X | = Data as reported in the area Consolidated Plan, e.g. Table 1B, CPMP charts, and related narratives                                    |
|   | = Data established by area HIV/AIDS housing planning and coordination efforts, e.g. Continuum of Care                                   |
|   | = Data from client information provided in Homeless Management Information Systems (HMIS)   |
| X | = Data from project sponsors or housing providers, including waiting lists for assistance or other assessments on need                  |
|   | = Data from prisons or jails on persons being discharged with HIV/AIDS, if mandatory testing is conducted                               |
|   | = Data from local Ryan White Planning Councils or reported in CARE Act Data Reports, e.g. number of clients with permanent housing      |
|   | = Data collected for HIV/AIDS surveillance reporting or other health assessments, e.g. local health department or CDC surveillance data |

**End of PART 1**



**PART 2: Sources of Leveraging**

Report the source(s) of cash or in-kind leveraged federal, state, local or private resources identified in the Consolidated or Annual Plan and used in the delivery of the HOPWA program and the amount of leveraged dollars.

| [1] Sources of Leveraging |  | Total Amount of Leveraged Dollars (for this operating year) |  |
|---------------------------|--|---|--|
|                           |  | [2] Housing Assistance                                      | [3] Supportive Services and other non-direct housing costs |
| 1.                        | Program Income   | = 0   | = 0  |
| 2.                        | Federal government (please specify):                           | =   | =  |
|                           | Home   | =   | =  |
|                           | Ryan White Part A  | =   | = \$1,000,000.00   |
|                           | SHP & Other  | =   | = \$   |
| 3.                        | State government (please specify)                              | =   | =  |
|                           | Dept. of State Health Services (DSHS)                          | =   | =  |
|                           |  | =   | =  |
| 4.                        | Local government (please specify)                              | =   | =  |
|                           | Harris County (CDBG)   | =   | = \$15,000.00  |
|                           |  | =   | =  |
|                           |  | =   | =  |
| 5.                        | Foundations and other private cash resources (please specify)  | =   | =  |
|                           | Catholic charities   | =   | = \$80,115.52  |
|                           | Foundations  | =   | = \$58,760.24  |
|                           | Private Grants   | = \$5,000.00  | = \$0.00   |
| 6.                        | In-kind Resources  | =   | = \$20,000.00  |
| 7.                        | Resident rent payments in Rental, Facilities, and Leased Units | = \$268,171.84  | = \$21,372.15  |
| 8.                        | Grantee/project sponsor (Agency) cash                          | =   | = \$0.00   |
| 9.                        | <b>TOTAL (Sum of 1-7)</b>                                      | <b>= \$273,171.84</b>                                       | <b>= \$1,195,247.91</b>                                    |

**End of PART 2**

**PART 3: Accomplishment Data - Planned Goal and Actual Outputs**

In Chart 1, enter performance information (goals and actual outputs) for all activities undertaken during the operating year supported with HOPWA funds. Performance is measured by the number of households and units of housing that were supported with HOPWA or other federal, state, local, or private funds for the purposes of providing housing assistance and support to persons living with HIV/AIDS and their families. *Note: The total households assisted with HOPWA funds and reported in PART 3 of the CAPER should be the same as reported in the annual year-end IDIS data, and goals reported should be consistent with the Annual Plan information. Any discrepancies or deviations should be explained in the narrative section of PART 1.*

**1. HOPWA Performance Planned Goal and Actual Outputs**

| HOPWA Performance<br>Planned Goal<br>and Actual                                     |   | Output Households        |        |           |        | Funding        |                |
|---|---|--------------------------|--------|-----------|--------|----------------|----------------|
|   |   | HOPWA Assistance         |        | Non-HOPWA |        | e.             | f.             |
|   |   | a.                       | b.     | c.        | d.     |                |                |
|   |   | Goal                     | Actual | Goal      | Actual | HOPWA Budget   | HOPWA Actual   |
| <b>Housing Subsidy Assistance</b>   |   | <b>Output Households</b> |        |           |        |                |                |
| 1.  | Tenant-Based Rental Assistance  | 307                      | 326    |           |        | \$1,835,000.00 | \$1,810,075.70 |
| 2a.   | Households in permanent housing facilities that receive operating subsidies/leased units  | 274                      | 233    |           |        | \$520,057.80   | \$617,048.92   |
| 2b.   | Households in transitional/short-term housing facilities that receive operating subsidies/leased units                              | 51                       | 73     |           |        | \$248,092.20   | \$277,801.67   |
| 3a.   | Households in permanent housing facilities developed with capital funds and placed in service during the program year               | 0                        | 0      |           |        | \$0.00         | \$0.00         |
| 3b.   | Households in transitional/short-term housing facilities developed with capital funds and placed in service during the program year | 0                        | 0      |           |        | \$123,150.00   | \$0.00         |
| 4.  | Short-Term Rent, Mortgage and Utility Assistance  | 1005                     | 1129   |           |        | \$1,560,000.00 | \$1,890,837.34 |
| 5.  | Adjustments for duplication (subtract)  | 0                        | 0      |           |        |                |                |
| 6.  | <b>Total Housing Subsidy Assistance</b>   | 1637                     | 1761   |           |        | \$4,286,300.00 | \$4,595,763.63 |
| <b>Housing Development (Construction and Stewardship of facility based housing)</b> |   | <b>Output Units</b>      |        |           |        |                |                |
| 7.  | Facility-based units being developed with capital funding but not opened (show units of housing planned)                            |                          |        |           |        |                |                |
| 8.  | Stewardship Units subject to 3 or 10 year use agreements  |                          |        |           |        |                |                |
| 9.  | <b>Total Housing Developed</b>  |                          |        |           |        |                |                |
| <b>Supportive Services</b>  |   | <b>Output Households</b> |        |           |        |                |                |
| 10a.  | Supportive Services provided by project sponsors also delivering HOPWA housing assistance   | 1582                     | 1081   |           |        | \$726,896.98   | \$1,247,850.09 |
| 10b.  | Supportive Services provided by project sponsors serving households who have other housing arrangements                             | 237                      | 381    |           |        | \$320,241.02   | \$242,299.09   |
| 11.   | Adjustment for duplication (subtract)   | 0                        | 0      |           |        |                |                |
| 12.   | <b>Total Supportive Services</b>  | 1819                     | 1462   |           |        | \$1,047,138.00 | \$1,490,149.18 |
| <b>Housing Placement Assistance Activities</b>                                      |   |                          |        |           |        |                |                |
| 13.   | Housing Information Services  |                          |        |           |        |                |                |
| 14.   | Permanent Housing Placement Services  | 55                       | 71     |           |        | \$52,862.00    | \$40,871.56    |
| 15.   | Adjustment for duplication  |                          | -7     |           |        |                |                |
| 16.   | <b>Total Housing Placement Assistance</b>   | 55                       | 64     |           |        | \$52,862.00    | \$40,871.56    |
| <b>Grant Administration and Other Activities</b>                                    |   |                          |        |           |        |                |                |
| 17.   | Resource Identification to establish, coordinate and develop housing assistance resources   |                          |        |           |        | \$23,500.00    | \$9,435.48     |
| 18.   | Technical Assistance (if approved in grant agreement)   |                          |        |           |        | \$23,500.00    | \$4,000.00     |
| 19.   | Grantee Administration (maximum 3% of total HOPWA grant)  |                          |        |           |        | \$182,000.00   | \$172,621.83   |
| 20.   | Project Sponsor Administration (maximum 7% of portion of HOPWA grant awarded)   |                          |        |           |        | \$422,700.00   | \$389,000.60   |
| <b>Total Expenditures for program year (Sum of rows 6, 9, 12, 16, and 20)</b>       |   |                          |        |           |        | \$6,038,000.00 | \$6,701,842.28 |

**2. Listing of Supportive Services**

Report on the use of HOPWA funds for all supportive services. In Rows 1 through 16, provide the (unduplicated) total of all households and expenditures for each type of supportive service for all project sponsors.

| Supportive Services |   | Number of Households Receiving HOPWA Assistance | Amount of HOPWA Funds Expended |
|---------------------|---|---|--------------------------------|
| 1.                  | Adult day care and personal assistance  | 62  | \$13,342.04                    |
| 2.                  | Alcohol and drug abuse services   | 230   | \$41,668.06                    |
| 3.                  | Case management/client advocacy/ access to benefits & services  | 941   | \$1,111,700.21                 |
| 4.                  | Child care and other child services   | 23  | \$64,329.20                    |
| 5.                  | Education   | 203   | \$5,456.53                     |
| 6.                  | Employment assistance and training  | 286   | \$81,943.40                    |
| 7.                  | Health/medical/intensive care services, if approved<br>Note: Client records must conform with 24 CFR §574.310 | 0   | \$ 0.00                        |
| 8.                  | Legal services  | 46  | \$25,326.33                    |
| 9.                  | Life skills management (outside of case management)   | 133   | \$27,805.29                    |
| 10.                 | Meals/nutritional services  | 400   | \$91,647.67                    |
| 11.                 | Mental health services  | 235   | \$15,637.00                    |
| 12.                 | Outreach  | 78  | \$ 0.00                        |
| 13.                 | Transportation  | 220   | \$11,293.45                    |
| 14.                 | Other Activity (if approved in grant agreement).<br>Specify:  | 0   | \$ 0.00                        |
| 15.                 | <b>Adjustment for Duplication (subtract)</b>  | -1395   |                                |
| 16.                 | <b>TOTAL Households receiving Supportive Services (unduplicated)</b>  | 1462  | \$1,490,149.18                 |

**End of PART 3**

**Part 4: Summary of Performance Outcomes**

HOPWA Long-term Performance Objective: *Eighty percent of HOPWA clients will maintain housing stability, avoid homelessness, and access care each year through 2011.*

**Section 1. Housing Stability: Assessment of Client Outcomes on Maintaining Housing Stability (Permanent Housing and Related Facilities)**

In Column 1, report the total number of eligible households that received HOPWA housing assistance, by type. In Column 2, enter the number of households continuing to access each type of housing assistance, the following year. In Column 3, report the housing status of all households that exited the program. Columns 2 (Number of Households Continuing) and 3 (Exited Households) summed will equal the total households reported in Column 1. *Note: Refer to the housing stability codes that appear in Part 5: Worksheet - Determining Housing Stability Outcomes.*

| [A] Permanent Housing Assistance                    | [1] Total Number of Households Receiving Housing Assistance | [2] Assessment: Number of Households Continuing with this Housing (per plan or expectation for next year) |      | [3] Assessment: Number of Exited Households and Housing Status |      |
|---|---|---|------|--|------|
| Tenant-Based Rental Assistance                      | = 326   | = 274   |      | 1 Emergency Shelter/Streets                                    | = 1  |
|   |   |   |      | 2 Temporary Housing  | = 1  |
|   |   |   |      | 3 Private Housing  | = 38 |
|   |   |   |      | 4 Other HOPWA  | = 0  |
|   |   |   |      | 5 Other Subsidy  | = 2  |
|   |   |   |      | 6 Institution  | = 2  |
|   |   |   |      | 7 Jail/Prison  | = 0  |
|   |   |   |      | 8 Disconnected/Unknown   | = 6  |
|   |   |   |      | 9 Death  | = 2  |
| Permanent Supportive Housing Facilities/Units       | = 233   | = 154   |      | 1 Emergency Shelter/Streets                                    | = 1  |
|   |   |   |      | 2 Temporary Housing  | = 1  |
|   |   |   |      | 3 Private Housing  | = 46 |
|   |   |   |      | 4 Other HOPWA  | = 6  |
|   |   |   |      | 5 Other Subsidy  | = 4  |
|   |   |   |      | 6 Institution  | = 9  |
|   |   |   |      | 7 Jail/Prison  | = 3  |
|   |   |   |      | 8 Disconnected/Unknown   | = 5  |
|   |   |   |      | 9 Death  | = 4  |
| [B] Transitional Housing Assistance                 | [1] Total Number of Households Receiving Housing Assistance | [2] Of the Total Number of Households Receiving Housing Assistance this Operating Year                    |      | [3] Assessment: Number of Exited Households and Housing Status |      |
| Transitional/Short-Term Supportive Facilities/Units | = 73  | Total number of households that will continue in residences:  | = 21 | 1 Emergency Shelter/Streets                                    | = 4  |
|   |   | 2 Temporary Housing   |      | = 13   |      |
|   |   | 3 Private Housing   |      | = 24   |      |
|   |   | 4 Other HOPWA   |      | = 1  |      |
|   |   | Total number of households whose tenure exceeded 24 months:   | = 0  | 5 Other Subsidy  | = 1  |
|   |   | 6 Institution   |      | = 1  |      |
|   |   | 7 Jail/Prison   |      | = 3  |      |
|   |   | 8 Disconnected/unknown  |      | = 3  |      |
|   |   | 9 Death   |      | = 2  |      |

**Section 2. Prevention of Homelessness: Assessment of Client Outcomes on Reduced Risks of Homelessness (Short-Term Housing Assistance)**

Report the total number of households that received STRMU assistance in Column 1. In Column 2, identify the result of the housing assessment made at time of assistance, or updated in the operating year. (Column 3 provides a description of housing outcomes; therefore, data is not required.) In Row 1a, enter the total number of households served in the prior operating year that received STRMU assistance this year. In Row 1b, enter the total number of households that received STRMU Assistance in the 2 prior operating years that received STRMU assistance this year. *Note: The sum of Column 2 should equal the number of households reported in Column 1.*

**Assessment of Households receiving STRMU Assistance**

| [1] STRMU Housing Assistance   | [2] Assessment of Housing Status  |        | [3] HOPWA Client Outcomes                                    |
|--|---|--------|--|
| = 1129   | Maintain Private Housing without subsidy (e.g. Assistance provided/completed and client is stable, not likely to seek additional support)                     | = 28   | <i>Stable/Permanent Housing (PH)</i>                         |
|  | Other Private Housing without subsidy   | = 5    |  |
|  | Other HOPWA support (PH)  | = 30   |  |
|  | Other housing subsidy (PH)  | = 0    |  |
|  | Institution (e.g. residential and long-term care)   | = 0    |  |
|  | Likely to maintain current housing arrangements, with additional STRMU assistance   | = 1043 | <i>Temporarily Stable, with Reduced Risk of Homelessness</i> |
|  | Transitional Facilities/Short-term (e.g. temporary or transitional arrangement)   | = 10   |  |
|  | Temporary/non-permanent Housing arrangement (e.g. gave up lease, and moved in with family or friends but expects to live there less than 90 days)             | = 6    |  |
|  | Emergency Shelter/street  | = 0    | <i>Unstable Arrangements</i>                                 |
|  | Jail/Prison   | = 2    |  |
|  | Disconnected  | = 2    |  |
|  | Death   | = 3    | <i>Life Event</i>  |
|  | 1a. Total number of households that received STRMU assistance in the prior operating year, that also received STRMU assistance in the current operating year. |        | = 383  |
| 1b. Total number of those households that received STRMU assistance in the two (2 years ago) prior operating years, that also received STRMU assistance in the current operating year. |   | = 297  |  |

### Section 3. HOPWA Outcomes on Access to Care and Support

#### 1A. Status of Households Accessing Care and Support by Project Sponsors delivering HOPWA Housing Assistance/Housing Placement/Case Management

Use Table 1 A for project sponsors that provide HOPWA housing assistance/housing placement with or without case management services. In Table 1A, identify the number of client households receiving any type of HOPWA housing assistance that demonstrated improved access or maintained connections to care and support within the program year by: having a housing plan; having contact with a case manager/benefits counselor; visiting a primary health care provider; accessing medical insurance/assistance; and accessing or qualifying for income benefits. *Note: For information on types and sources of income and medical insurance/assistance, refer to Charts 1C and 1D.*

| Categories of Services Accessed  | Households Receiving Housing Assistance within the Operating Year | Outcome Indicator          |
|--|---|----------------------------|
| 1. Has a housing plan for maintaining or establishing stable on-going housing.   | 1724  | Support for Stable Housing |
| 2. Has contact with case manager/benefits counselor consistent with the schedule specified in client's individual service plan.. | 1534  | Access to Support          |
| 3. Had contact with a primary health care provider consistent with the schedule specified in client's individual service plan,   | 1509  | Access to Health Care      |
| 4. Has accessed and can maintain medical insurance/assistance.   | 1580  | Access to Health Care      |
| 5. Successfully accessed or maintained qualification for sources of income.  | 1074  | Sources of Income          |

#### 1B. Number of Households Obtaining Employment

In Table 1B, identify the number of recipient households that include persons who obtained an income-producing job during the operating year that resulted from HOPWA funded: job training, employment assistance, education or related case management/counseling services. *Note: This includes jobs created by this project sponsor or obtained outside this agency.*

| Categories of Services Accessed                                  | Number of Households that Obtained Employment | Outcome Indicator |
|--|---|-------------------|
| Total number of households that obtained an income-producing job | 54  | Sources of Income |

#### Chart 1C: Sources of income include, but are not limited to the following (Reference only)

|  |  |
|--|--|
| <ul style="list-style-type: none"> <li>• Earned Income</li> <li>• Unemployment Insurance</li> <li>• Supplemental Security Income (SSI)</li> <li>• Social Security Disability Income (SSDI)</li> <li>• Veteran's Disability Payment</li> <li>• General Assistance, or use local program name</li> <li>• Temporary Assistance for Needy Families (TANF) income, or use local program name</li> </ul> | <ul style="list-style-type: none"> <li>• Veteran's Pension</li> <li>• Pension from Former Job</li> <li>• Child Support</li> <li>• Alimony or Other Spousal Support</li> <li>• Retirement Income from Social Security</li> <li>• Private Disability Insurance</li> <li>• Worker's Compensation</li> </ul> |
|--|--|

#### Chart 1D: Sources of medical insurance and assistance include, but are not limited to the following (Reference only)

|   |   |
|---|---|
| <ul style="list-style-type: none"> <li>• MEDICAID Health Insurance Program, or local program name</li> <li>• Veterans Affairs Medical Services</li> <li>• State Children's Health Insurance Program (SCHIP), or local program name</li> </ul> | <ul style="list-style-type: none"> <li>• MEDICARE Health Insurance Program, or local program name</li> <li>• AIDS Drug Assistance Program (ADAP)</li> <li>• Ryan White-funded Medical or Dental Assistance</li> </ul> |
|---|---|

**2A. Status of Households Accessing Care and Support through HOPWA-funded Services receiving Housing Assistance from Other Sources**

In Table 2A, identify the number of client households served by project sponsors receiving HOPWA-funded housing placement or case management services who have other and housing arrangements that demonstrated improved access or maintained connections to care and support within the program year by: having a housing plan; having contact with a case manager/benefits counselor; visiting a primary health care provider; accessing medical insurance/assistance; and accessing or qualifying for income benefits. *Note: For information on types and sources of income and medical insurance/assistance, refer to Charts 2C and 2D.*

| Categories of Services Accessed  | Households Receiving HOPWA Assistance within the Operating Year | Outcome Indicator          |
|--|---|----------------------------|
| 1. Has a housing plan for maintaining or establishing stable on-going housing.   | 76  | Support for Stable Housing |
| 2. Successfully accessed or maintained qualification for sources of income.  | 61  | Sources of Income          |
| 3. Had contact with a primary health care provider consistent with the schedule specified in clients individual service plan.                          | 67  | Access to Health Care      |
| 4. Has accessed and can maintain medical insurance/assistance.   | 69  | Access to Health Care      |
| 5. Has contact with case manager, benefits counselor, or housing counselor consistent with the schedule specified in client's individual service plan. | 12  | Access to Support          |

**2B. Number of Households Obtaining Employment**

In Table 2B, identify the number of recipient households that include persons who obtained an income-producing job during the operating year that resulted from HOPWA funded: job training, employment assistance, education or related case management/counseling services. *Note: This includes jobs created by this project sponsor or obtained outside this agency.*

| Categories of Services Accessed                                  | Number of Households that Obtained Employment | Outcome Indicator |
|--|---|-------------------|
| Total number of households that obtained an income-producing job | 10  | Sources of Income |

**Chart 2C: Sources of income include, but are not limited to the following (Reference only)**

- |  |  |
|--|--|
| <ul style="list-style-type: none"> <li>• Earned Income</li> <li>• Unemployment Insurance</li> <li>• Supplemental Security Income (SSI)</li> <li>• Social Security Disability Income (SSDI)</li> <li>• Veteran's Disability Payment</li> <li>• General Assistance, or use local program name</li> <li>• Temporary Assistance for Needy Families (TANF) income, or use local program name</li> </ul> | <ul style="list-style-type: none"> <li>• Veteran's Pension</li> <li>• Pension from Former Job</li> <li>• Child Support</li> <li>• Alimony or Other Spousal Support</li> <li>• Retirement Income from Social Security</li> <li>• Private Disability Insurance</li> <li>• Worker's Compensation</li> </ul> |
|--|--|

**Chart 2D: Sources of medical insurance and assistance include, but are not limited to the following (Reference only)**

- |  |   |
|--|---|
| <ul style="list-style-type: none"> <li>• MEDICAID Health Insurance Program, or local program name</li> <li>• Veterans Affairs Medical Services</li> <li>• State Children's Health Insurance Program (CHIP), or local program name</li> </ul> | <ul style="list-style-type: none"> <li>• MEDICARE Health Insurance Program, or local program name</li> <li>• AIDS Drug Assistance Program (ADAP)</li> <li>• Ryan White-funded Medical or Dental Assistance</li> </ul> |
|--|---|

**End of PART 4**

## **PART 5: Worksheet - Determining Housing Stability Outcomes**

1. This chart is designed to assess program results based on the information reported in Part 4.

| <b>Permanent Housing Assistance</b>                             | <b>Stable Housing</b><br>(# of households remaining in program plus 3+4+5+6=#) | <b>Temporary Housing</b><br>(2)                              | <b>Unstable Arrangements</b><br>(1+7+8=#) | <b>Life Event</b><br>(9) |
|---|--|--|---|--------------------------|
| Tenant-Based Rental Assistance (TBRA)                           | 316  | 1  | 7   | 2                        |
| Permanent Facility-based Housing Assistance/Units               | 219  | 1  | 9   | 4                        |
| Transitional/Short-Term Facility-based Housing Assistance/Units | 48   | 13   | 10  | 2                        |
| <b>Total Permanent HOPWA Housing Assistance</b>                 | <b>583</b>   | <b>15</b>  | <b>26</b>                                 | <b>8</b>                 |
| <b>Reduced Risk of Homelessness: Short-Term Assistance</b>      | <b>Stable/Permanent Housing</b>  | <b>Temporarily Stable, with Reduced Risk of Homelessness</b> | <b>Unstable Arrangements</b>              | <b>Life Events</b>       |
| Short-Term Rent, Mortgage, and Utility Assistance (STRMU)       | 63   | 1059   | 4   | 3                        |
| <b>Total HOPWA Housing Assistance</b>                           | <b>646</b>   | <b>1074</b>  | <b>30</b>                                 | <b>11</b>                |

### **Background on HOPWA Housing Stability Codes**

#### **Stable Permanent Housing/Ongoing Participation**

3 = Private Housing in the private rental or home ownership market (without known subsidy, including permanent placement with families or other self sufficient arrangements) with reasonable expectation that additional support is not needed.

4 = Other HOPWA-funded housing assistance (not STRMU), e.g. TBRA or Facility-Based Assistance.

5 = Other subsidized house or apartment (non-HOPWA sources, e.g., Section 8, HOME, public housing).

6 = Institutional setting with greater support and continued residence expected (e.g., residential or long-term care facility).

#### **Temporary Housing**

2 = Temporary housing - moved in with family/friends or other short-term arrangement, such as Ryan White subsidy, transitional housing for homeless, or temporary placement in institution (e.g., hospital, psychiatric hospital or other psychiatric facility, substance abuse treatment facility or detox center).

#### **Unstable Arrangements**

1 = Emergency shelter or no housing destination such as places not meant for habitation (e.g., a vehicle, an abandoned building, bus/train/subway station, or anywhere outside).

7 = Jail /prison.

8 = Disconnected or disappeared from project support, unknown destination or no assessments of housing needs were undertaken.

#### **Life Event**

9 = Death, i.e., remained in housing until death. This characteristic is not factored into the housing stability equation.

**Tenant-based Rental Assistance:** Stable Housing is the sum of the number of households that (i) remain in the housing and (ii) those that left the assistance as reported under: 3, 4, 5, and 6. Temporary Housing is the number of households that accessed assistance, and left their current housing for a non-permanent housing arrangement, as reported under item: 2. Unstable Situations is the sum of numbers reported under items: 1, 7, and 8.

**Permanent Facility-Based Housing Assistance:** Stable Housing is the sum of the number of households that (i) remain in the housing and (ii) those that left the assistance as shown as items: 3, 4, 5, and 6. Temporary Housing is



the number of households that accessed assistance, and left their current housing for a non-permanent housing arrangement, as reported under item 2. Unstable Situations is the sum of numbers reported under items: 1, 7, and 8.

**Transitional/Short-Term Facility-Based Housing Assistance:** Stable Housing is the sum of the number of households that (i) continue in the residences (ii) those that left the assistance as shown as items: 3, 4, 5, and 6. Other Temporary Housing is the number of households that accessed assistance, and left their current housing for a non-permanent housing arrangement, as reported under item 2. Unstable Situations is the sum of numbers reported under items: 1, 7, and 8.

**Tenure Assessment.** A baseline of households in transitional/short-term facilities for assessment purposes, indicate the number of households whose tenure exceeded 24 months.

**STRMU Assistance:** Stable Housing is the sum of the number of households that accessed assistance for some portion of the permitted 21-week period and there is reasonable expectation that additional support is not needed in order to maintain permanent housing living situation (as this is a time-limited form of housing support) as reported under housing status: Maintain Private Housing with subsidy; Other Private with Subsidy; Other HOPWA support; Other Housing Subsidy; and Institution. Temporarily Stable, with Reduced Risk of Homelessness is the sum of the number of households that accessed assistance for some portion of the permitted 21-week period or left their current housing arrangement for a transitional facility or other temporary/non-permanent housing arrangement and there is reasonable expectation additional support will be needed to maintain housing arrangements in the next year, as reported under housing status: Likely to maintain current housing arrangements, with additional STRMU assistance; Transitional Facilities/Short-term; and Temporary/Non-Permanent Housing arrangements Unstable Situation is the sum of number of households reported under housing status: Emergency Shelter; Jail/Prison; and Disconnected.

**End of PART 5**

**PART 6: Certification of Continued Usage for HOPWA Facility-Based Stewardship Units (ONLY)**

Grantees that use HOPWA funding for new construction, acquisition, or substantial rehabilitation are required to operate their facilities for HOPWA eligible individuals for at least ten years. If non-substantial rehabilitation funds were used they are required to operate for at least three years. Stewardship begins once the facility is put into operation. This Annual Certification of Continued HOPWA Project Operations is to be used in place of other sections of the APR, in the case that no additional HOPWA funds were expended in this operating year at this facility that had been acquired, rehabilitated or constructed and developed in part with HOPWA funds.

**1. General information**

|                     |  |
|---------------------|--|
| HUD Grant Number(s) | Operating Year for this report<br>From (mm/dd/yy) To (mm/dd/yy) <input type="checkbox"/> Final Yr<br><br><input type="checkbox"/> Yr 1; <input type="checkbox"/> Yr 2; <input type="checkbox"/> Yr 3; <input type="checkbox"/> Yr 4; <input type="checkbox"/> Yr 5; <input type="checkbox"/> Yr 6;<br><br><input type="checkbox"/> Yr 7; <input type="checkbox"/> Yr 8; <input type="checkbox"/> Yr 9; <input type="checkbox"/> Yr 10; |
| Grantee Name        | Date Facility Began Operations (mm/dd/yy)  |

**2. Number of Units and Leveraging**

| Housing Assistance  | Number of Units Receiving Housing Assistance with HOPWA funds | Amount of Leveraging from Other Sources Used during the Operating Year |
|---|---|--|
| Stewardship units (developed with HOPWA funds but no current operations or other HOPWA costs) subject to 3 or 10 year use periods |   |  |

**3. Details of Project Site**

|   |  |
|---|--|
| Name of HOPWA-funded project site   |  |
| Project Zip Code(s) and Congressional District(s)   |  |
| Is the address of the project site confidential?  | <input type="checkbox"/> Yes, protect information; do not list.<br><input type="checkbox"/> Not confidential; information can be made available to the public. |
| If the site address is not confidential, please provide the contact name, phone, email, and physical address, if different from business address. |  |

I certify that the facility that received assistance for acquisition, rehabilitation, or new construction from the Housing Opportunities for Persons with AIDS Program has operated as a facility to assist HOPWA-eligible persons from the date shown above. I also certify that the grant is still serving the planned number of HOPWA-eligible households at this facility through leveraged resources and all other requirements of the grant agreement are being satisfied.

|  |  |
|--|--|
| <i>I hereby certify that all the information stated herein, as well as any information provided in the accompaniment herewith, is true and accurate.</i> |  |
| <b>Name &amp; Title of Authorized Official</b>   | <b>Signature &amp; Date (mm/dd/yy)</b> |
| <b>Name &amp; Title of Contact at Grantee Agency</b><br><i>(person who can answer questions about the report and program)</i>                            | <b>Contact Phone (with area code)</b>  |

End of PART 6

Additional Charts: Types of Housing Units Dedicated to Persons with HIV/AIDS, which were supported during the program Year

HOPWA Reporting Period  
July 1, 2008 - June 30, 2009

Number of Units Served  
TBRA/STRMUA/Facility-Based Housing

| AGENCY NAME   | TBRA # OF Households | RMUA # OF Households | FACILITY # OF Households | HOUSING ASSISTANCE TOTAL # OF Households | SUPPORTIVE SERVICES ONLY TOTAL # OF Households |
|---|----------------------|----------------------|--------------------------|--|--|
| A Caring Safe Place                                 | 0                    | 0                    | 28                       | 28                                       | 0  |
| AIDS Coalition of Coastal Texas                     | 74                   | 41                   | 0                        | 115                                      | 0  |
| AIDS Foundation Houston                             | 100                  | 284                  | 74                       | 458                                      | 0  |
| Bering Omega Community Services                     | 76                   | 261                  | 0                        | 337                                      | 92   |
| Bonita Street House of Hope/<br>Santa Maria Hostel  | 0                    | 0                    | 17                       | 17                                       | 0  |
| Brentwood E.C.D.C.                                  | 0                    | 216                  | 27                       | 243                                      | 0  |
| Career and Recovery Resources                       |                      |                      |                          | 0  | 203  |
| Catholic Charities of the Archdiocese               | 0                    | 80                   | 0                        | 80                                       | 0  |
| Educational Programs Inspiring<br>Communities, Inc. | 0                    | 0                    | 0                        | 0  | 8  |
| Fort Bend Nurses Association                        | 0                    | 21                   | 0                        | 21                                       | 0  |
| Goodwill Industries of Houston                      | 0                    | 0                    | 0                        | 0  | 26   |
| Houston Area Community Services                     | 76                   | 0                    | 0                        | 76                                       | 30   |
| Houston HELP, Inc.                                  | 0                    | 0                    | 53                       | 53                                       | 0  |
| Houston SRO Housing Corporation                     | 0                    | 0                    | 40                       | 40                                       | 0  |
| Houston Volunteer Lawyers Program                   | 0                    | 0                    | 0                        | 0  | 44   |
| Marjo House   | 0                    | 0                    | 9                        | 9  | 0  |
| New Hope Counseling Center                          | 0                    | 192                  | 0                        | 192                                      | 0  |
| SEARCH Homeless Project                             | 0                    | 0                    | 0                        | 0  | 42   |
| SHAY's House  | 0                    | 0                    | 9                        | 9  | 0  |
| Volunteers of America                               | 0                    | 34                   | 49                       | 83                                       | 0  |
| TOTAL   | 326                  | 1129                 | 306                      | 1761                                     | 445  |

### **Public Participation Requirements**

In conformance with federal requirements, HCDD publicized, through a "public notice," the completion of the Consolidated Annual Performance and Evaluation Report ("Report") and invited citizen's review and comment. The notice was published in the Houston Chronicle on Saturday, September 12, 2009. The public was directed to the office of HCDD, its website and the Houston Public Library Downtown Branch to review a copy of the report. The prescribed fifteen (15) day review period extends from Saturday, September 12, 2009, to Monday, September 28, 2009. As required, the 2009 Report identifies the amount of funds allocated to Houston through each of the grants (CDBG, ESG, HOME, and HOPWA). Also, noted is the amount of "program income" generated by CDBG and HOME. For each grant, details also include the amount of funds committed and expended; the number of projects assisted and/or completed; and the number of residents assisted during the reporting period in question.

### **Public Comments From 2007**

This section will be updated to record public comments that are received within the deadline.

**PUBLIC NOTICE**

The City of Houston and Community Development Department (HCDD) will be submitting its Consolidated Annual Performance Evaluation Report (CAPER) for Fiscal Year 2009 (July 1, 2008 - June 30, 2009) to the United States Department of Housing and Urban Development (HUD) on September 29, 2009, unless HUD grants an extension to the City allowing it to submit the CAPER at a later date. The CAPER is an annual report that describes the use of the following Entitlement Grants: Community Development Block Grant (CDBG), HOME Investment Partnerships (HOME), Emergency Shelter Grant (ESG), and the Housing Opportunities for Persons with AIDS (HOPWA). A copy of the proposed draft CAPER will be available for citizen review on our Web site ([www.houstohousing.org](http://www.houstohousing.org)), at our office located at 601 Sawyer, Suite 400 between the business hours of 8:00 a.m. to 5:00 p.m., Monday through Friday at the Central Houston Public Library Branch located at 500 McKinney Street, Monday through Thursday, from 9:00 a.m. to 9:00 p.m. and Friday through Saturday, from 9:00 a.m. to 6:00 p.m. The public has fifteen (15) days to comment on the proposed draft CAPER. All comments must be submitted in writing to the City of Houston, HCDD, 601 Sawyer, Suite 400, Houston, Texas 77007, Attention: Brenda Scott through the U.S. mail or sent to [brenda.scott@cityofhouston.net](mailto:brenda.scott@cityofhouston.net). Comments will be received through Monday, September 28, 2009 at 5:00 p.m. The Fifteen (15) day period extends from Saturday, September 12, 2009 through Monday, September 28, 2009.

**TABLE 1**

**HOUSING PRODUCTION TOTALS  
WITH PLANNED VS. PERFORMANCE**

**JUNE 2009 HCD MONTHLY PRODUCTION OF HOUSING AND HOMELESS PROGRAMS STATUS REPORT**

| HOUSING PROGRAMS  | CURRENT AGENCY | FY 08 Actuals | Prior Cumulative Actuals (1) | Forecast FY 2009 | Year-to-Date Actual |            |            |           |            |            |            |           |            |            |            |            |              |  |  |  |  |  |  |
|---|----------------|---------------|------------------------------|------------------|---------------------|------------|------------|-----------|------------|------------|------------|-----------|------------|------------|------------|------------|--------------|--|--|--|--|--|--|
|   |                |               |                              |                  | July                | Aug        | Sept       | Oct       | Nov        | Dec        | Jan        | Feb       | Mar        | April      | May        | June       |              |  |  |  |  |  |  |
| <b>SINGLE FAMILY MORTGAGES ASSISTED (Closing Cost) (Homeowners)</b>     |                |               |                              |                  |                     |            |            |           |            |            |            |           |            |            |            |            |              |  |  |  |  |  |  |
| Existing homes  | HCD            | 195           | 6,119                        | 185              | 14                  | 19         | 7          | 14        | 11         | 11         | 14         | 8         | 13         | 13         | 5          | 17         | 11           |  |  |  |  |  |  |
| New Homes   | HCD            | 173           | 3,669                        | 235              | 22                  | 16         | 9          | 19        | 20         | 27         | 9          | 21        | 37         | 15         | 6          | 19         |              |  |  |  |  |  |  |
| <b>SINGLE FAMILY MORTGAGES ASSISTED (Closing Cost) SUBTOTAL</b>         |                | <b>368</b>    | <b>9,788</b>                 | <b>420</b>       | <b>36</b>           | <b>35</b>  | <b>16</b>  | <b>33</b> | <b>31</b>  | <b>41</b>  | <b>17</b>  | <b>34</b> | <b>50</b>  | <b>20</b>  | <b>23</b>  | <b>30</b>  | <b>30</b>    |  |  |  |  |  |  |
| Good Neighbor Next Door Program (GNND)                                  | HCD            | 85            | 85                           | 85               | 11                  | 5          | 3          | 8         | 9          | 9          | 5          | 5         | 10         | 3          | 10         | 12         |              |  |  |  |  |  |  |
| Workforce Down payment Assistance (WFH)                                 | HCD            | 6             | 6                            | 6                | 3                   | 4          | 3          | 6         | 9          | 11         | 2          | 5         | 9          | 4          | 4          | 5          |              |  |  |  |  |  |  |
| City Sponsored Subsidized 4th Ward New Homes                            | HCD            | 2             | 676                          | 0                | 0                   | 0          | 0          | 0         | 0          | 0          | 0          | 0         | 0          | 0          | 0          | 0          |              |  |  |  |  |  |  |
| Housing Assistance Program (HAP)  | HCD            | 275           | 9,021                        | 370              | 22                  | 26         | 10         | 19        | 13         | 21         | 10         | 24        | 31         | 13         | 9          | 13         |              |  |  |  |  |  |  |
| <b>SINGLE FAMILY MORTGAGES ASSISTED SUBTOTAL</b>                        |                | <b>368</b>    | <b>9,788</b>                 | <b>420</b>       | <b>36</b>           | <b>35</b>  | <b>16</b>  | <b>33</b> | <b>31</b>  | <b>41</b>  | <b>17</b>  | <b>34</b> | <b>50</b>  | <b>20</b>  | <b>23</b>  | <b>30</b>  | <b>30</b>    |  |  |  |  |  |  |
| <b>SINGLE FAMILY UNITS REPAIRED</b>                                     |                |               |                              |                  |                     |            |            |           |            |            |            |           |            |            |            |            |              |  |  |  |  |  |  |
| Tier 1 - Emergency Home Repair within 72-Hours (New)                    | HCD            | 29            | 457                          |                  | 0                   | 5          | 4          | 1         | 1          | 1          | 1          | 7         | 2          | 7          | 3          | 1          | 3            |  |  |  |  |  |  |
| Tier 2 - Major Home Repair (New)  | HCD            | 32            | 280                          | 170              | 0                   | 0          | 1          | 1         | 1          | 2          | 1          | 1         | 4          | 20         | 10         | 7          | 8            |  |  |  |  |  |  |
| Tier 3 - Substantial and/or Reconstruction Home Repair (New)            | HCD            | 8             | 71                           | 8                | 3                   | 0          | 2          | 0         | 1          | 0          | 2          | 1         | 4          | 1          | 1          | 5          |              |  |  |  |  |  |  |
| Houston Hope Home Repair Program  | HHFC           | 101           | 101                          | 350              | 5                   | 7          | 6          | 14        | 20         | 13         | 23         | 11        | 19         | 26         | 12         | 13         |              |  |  |  |  |  |  |
| Lead Based Paint Abatement  | HCD/HHS        | 148           | 628                          | 600              | 15                  | 14         | 12         | 8         | 1          | 13         | 22         | 19        | 9          | 12         | 7          | 16         |              |  |  |  |  |  |  |
| <b>SINGLE FAMILY UNITS REPAIRED SUBTOTAL</b>                            |                | <b>318</b>    | <b>1,537</b>                 | <b>1,120</b>     | <b>23</b>           | <b>26</b>  | <b>25</b>  | <b>24</b> | <b>25</b>  | <b>28</b>  | <b>55</b>  | <b>37</b> | <b>59</b>  | <b>52</b>  | <b>28</b>  | <b>45</b>  | <b>427</b>   |  |  |  |  |  |  |
| <b>STORM SEWER NEW HOME DEVELOPMENT REIMBURSEMENT</b>                   |                |               |                              |                  |                     |            |            |           |            |            |            |           |            |            |            |            |              |  |  |  |  |  |  |
| Storm Sewer/New Home Developer Reimbursement                            | HCD/PWE        | 436           | 3,571                        | 188              | 19                  | 9          | 2          | 11        | 107        | 78         | 1          | 13        | 0          | 141        | 55         | 63         |              |  |  |  |  |  |  |
| <b>STORM SEWER NEW HOME DEVELOPMENT SUBTOTAL</b>                        |                | <b>436</b>    | <b>3,571</b>                 | <b>188</b>       | <b>19</b>           | <b>9</b>   | <b>2</b>   | <b>11</b> | <b>107</b> | <b>78</b>  | <b>1</b>   | <b>13</b> | <b>0</b>   | <b>141</b> | <b>55</b>  | <b>63</b>  | <b>499</b>   |  |  |  |  |  |  |
| <b>MULTI-FAMILY UNITS APPROVED</b>                                      |                |               |                              |                  |                     |            |            |           |            |            |            |           |            |            |            |            |              |  |  |  |  |  |  |
| Acquisition, New or Rehabilitation of Apartments                        | HCD            | 1,156         | 3,736                        | 0                | 51                  | 309        | 286        | 0         | 0          | 0          | 0          | 0         | 0          | 0          | 0          | 0          |              |  |  |  |  |  |  |
| New Construction/Apartments   | HCD            | 427           | 1,791                        | 663              | 0                   | 0          | 88         | 0         | 0          | 0          | 0          | 0         | 0          | 0          | 0          | 0          |              |  |  |  |  |  |  |
| Acquisition, Rehabilitation of New Construction of Apartments - Elderly | HCD            | 722           | 1,425                        | 294              | 0                   | 0          | 0          | 0         | 0          | 0          | 50         | 0         | 0          | 0          | 128        | 0          |              |  |  |  |  |  |  |
| ADA-Compliance  | HCD/HHA        | 28            | 89                           | 126              | 0                   | 0          | 13         | 0         | 13         | 0          | 2          | 0         | 0          | 0          | 0          | 0          |              |  |  |  |  |  |  |
| Public Housing Modernization  | HCD/HHA        | 40            | 287                          | 109              | 0                   | 10         | 5          | 0         | 0          | 12         | 18         | 0         | 0          | 0          | 0          | 0          |              |  |  |  |  |  |  |
| <b>MULTI-FAMILY UNITS APPROVED SUBTOTAL</b>                             |                | <b>2,373</b>  | <b>7,328</b>                 | <b>1,192</b>     | <b>51</b>           | <b>319</b> | <b>392</b> | <b>0</b>  | <b>13</b>  | <b>12</b>  | <b>70</b>  | <b>0</b>  | <b>0</b>   | <b>0</b>   | <b>128</b> | <b>0</b>   | <b>985</b>   |  |  |  |  |  |  |
| <b>HOUSING UNITS TOTAL</b>  |                | <b>3,495</b>  | <b>22,224</b>                | <b>2,920</b>     | <b>129</b>          | <b>389</b> | <b>435</b> | <b>68</b> | <b>176</b> | <b>159</b> | <b>143</b> | <b>84</b> | <b>109</b> | <b>213</b> | <b>234</b> | <b>138</b> | <b>2,277</b> |  |  |  |  |  |  |

DEPT. SPENDING THROUGH  
**JUNE - 09 \$66,442,382**  
 Estimated

**Note: Contributing agencies are:**  
 Housing and Community Development Department (HCD)  
 Health and Human Services Department (HHS)  
 Houston Housing Authority (HHA)  
 Houston Hope Home Repair (HHFC)

| HOMELESS SUPPORT SERVICES              | AGENCY | FY08 ACTUALS | PRIOR Cumulative ACTUALS(1) | Forecast FY2009 | Year-to-Date Actual |            |            |            |            |            |            |            |            |            |            |            |              |  |  |  |  |  |  |
|--|--------|--------------|-----------------------------|-----------------|---------------------|------------|------------|------------|------------|------------|------------|------------|------------|------------|------------|------------|--------------|--|--|--|--|--|--|
|  |        |              |                             |                 | July                | Aug        | Sept       | Oct        | Nov        | Dec        | Jan        | Feb        | Mar        | April      | May        | June       |              |  |  |  |  |  |  |
| Homeless Families Prevented (ESG)      | (2)HCD | 1,090        | 13,392                      | 1,000           | 39                  | 37         | 38         | 63         | 62         | 61         | 88         | 80         | 113        | 170        | 114        | 114        |              |  |  |  |  |  |  |
| Homeless Families Prevented (HOPWA)    | (2)HCD | 1,570        | 21,728                      | 2,639           | 663                 | 244        | 82         | 119        | 157        | 173        | 116        | 115        | 98         | 187        | 60         | 60         |              |  |  |  |  |  |  |
| Homeless Families Sheltered (ESG)      | (2)HCD | 4,038        | 46,069                      | 3,500           | 403                 | 350        | 234        | 336        | 282        | 298        | 308        | 339        | 401        | 284        | 293        | 293        |              |  |  |  |  |  |  |
| HIV/AIDS Families Sheltered (HOPWA)    | (2)HCD | 539          | 4,925                       | 508             | 193                 | 32         | 26         | 27         | 8          | 15         | 21         | 30         | 19         | 6          | 2          | 2          |              |  |  |  |  |  |  |
| <b>TOTAL HOMELESS SUPPORT SERVICES</b> |        | <b>7,237</b> | <b>86,114</b>               | <b>7,647</b>    | <b>1,288</b>        | <b>663</b> | <b>380</b> | <b>545</b> | <b>509</b> | <b>547</b> | <b>533</b> | <b>564</b> | <b>631</b> | <b>647</b> | <b>469</b> | <b>469</b> | <b>7,245</b> |  |  |  |  |  |  |

**HOUSING AND HOMELESS SUPPORT SERVICES FOOTNOTES:**

- (1) Prior Cumulative Actual totals reflect the number of persons served at least once each year beginning January 1992 thru June 2008. This portion of the monthly report is based on federal requirements, the City must report the number of persons served at least once during a fiscal year.
- (2) Support Services for the Homeless funded with Emergency Shelter Grant (ESG) and Housing Opportunities for Persons with AIDS Grant (HOPWA) are reported monthly using estimates from agencies providing services. Actual persons served are reflected on next month's report.

\*\*\*\*\* This report is subject to revisions throughout the entire year on any given month.

**TABLE 2**

**HOMELESS PRODUCTION –EMERGENCY  
SHELTER GRANTS**



**CAPER 2008 – 2009**

**AGENCIES**

| <b><u>Program</u></b>                                     | <b><u>Number of Persons Served</u></b> |
|---|--|
| Child Care Program  | 175                                    |
| Juvenile Delinquency Prevention                           | 2665                                   |
| Emergency Shelter Grants                                  | 10,222                                 |
| (Shelter (housing))                                       | (3827)                                 |
| (Supportive Services)                                     | (6395)                                 |
| Jewish Community Center (Meals-Elderly)                   | 50                                     |
| El Centro de Corazon (Mental Health Services)             | 276                                    |
| St. Paul Missionary Baptist Church – LSDM - Youth         | 31                                     |
| Coalition for the Homeless – Rapid Re-Housing             | 22                                     |
| Urban Harvest - Community Garden                          | N/A                                    |
| Parks & Recreation – Youth Enrichment                     | 13,230                                 |
| Parks & Recreation – After School Achievement             | 9,283                                  |
| Health & Human Services – South Central (Riverside)       | 3,331                                  |
| (Medical Services)  |  |
| Health & Human Services – Congregate Meals - Elderly      | 2,867                                  |
| Health & Human Services – Transportation - Elderly        | 173                                    |
| Health & Human Services – HIV/AIDS Education - Services   | 3,032                                  |
| Health & Human Services – Tuberculosis Control - Services | 437                                    |

**TABLE 3**

**TOTAL GRANT FUNDS INVESTED  
PREVIOUSLY AND UNITS COMPLETED**

| 2008 CAPER, CITY OF HOUSTON: TABLE 3 MULTI-FAMILY AND HOMELESS HOUSING |                         |                       |                        |                        |                        |              |             |               |        |
|--|-------------------------|-----------------------|------------------------|------------------------|------------------------|--------------|-------------|---------------|--------|
| Project Status Report  |                         |                       |                        |                        |                        |              |             |               |        |
| final correct version of Table 3                                       |                         |                       |                        |                        |                        |              |             |               |        |
| Projects   | Project Budget          | Total Grant Funds     |                        |                        | Total Other Funds      | Equity       | Total Units | IDIS Complete |        |
|  |                         | CDBG                  | HOME                   |                        |                        |              |             | This Year     | Future |
| Ambassador North   | \$9,503,020.00          |                       | \$500,000.00           | \$1,900,000.00         | \$7,103,020.00         | 100          | 100         |               |        |
| Camino Real  | \$11,347,700.00         | \$4,375,000.00        | \$5,222,700.00         |                        | \$1,750,000.00         | 226          |             | 226           |        |
| Kingwood Sr  | \$16,528,200.00         |                       | \$1,850,000.00         | \$3,612,456.00         | \$11,065,744.00        | 193          |             | 193           |        |
| Langwick SR  | \$14,620,283.00         |                       | \$835,000.00           | \$2,036,000.00         | \$11,749,283.00        | 128          |             | 128           |        |
| Orchard Park Sr  | \$19,000,000.00         |                       | \$3,350,000.00         | \$3,529,900.00         | \$12,120,100.00        | 195          |             | 195           |        |
| VN Teamwork Golden Bamboo Sr   | \$4,595,139.00          |                       | \$3,340,139.00         | \$875,000.00           | \$380,000.00           | 60           |             | 60            |        |
| Hannah House   | \$974,000.00            |                       | \$974,000.00           | \$0.00                 |                        | 16           |             | 16            |        |
| Hometown at Wayside  | \$ 14,888,746.00        |                       | \$3,100,000.00         | \$11,788,746.00        |                        | 128          |             | 128           |        |
| Hometown at Belfort  | \$ 20,225,365.00        |                       | \$ 1,500,000.00        |                        | \$18,725,365.00        | 210          |             | 210           |        |
| Sunflower Terrace  | \$9,127,259.00          |                       | \$3,104,059.00         | \$5,897,200.00         |                        | 160          |             | 160           |        |
| 1414 Congress SRO  | \$3,200,000.00          |                       | \$3,000,000.00         |                        | \$200,000.00           | 57           |             | 57            |        |
| NHH at Brays Crossing SRO  | \$9,899,189.00          |                       | \$9,264,158.00         | \$200,000.00           | \$434,991.00           | 149          |             | 149           |        |
| Cypress Creek Reed Road  | \$16,103,120.00         |                       | \$1,500,000.00         | \$3,308,000.00         | \$11,295,120.00        | 132          |             | 132           |        |
| Mariposa Reed Road   | \$24,430,730.00         |                       | \$4,250,000.00         | \$6,875,000.00         | \$13,305,730.00        | 180          |             | 180           |        |
| Village of Zion Senior   | \$6,011,333.00          |                       | \$500,000.00           | \$800,000.00           | \$4,711,333.00         | 50           |             | 50            |        |
| Leo Daniels Towers   | \$3,088,816.00          | \$538,185.00          | \$347,814.00           | \$2,191,300.00         | \$11,516.00            | 100          |             | 100           |        |
| us vets  | \$12,591,080.00         | \$611,270.00          | \$3,834,502.00         | \$7,855,308.00         | \$290,000.00           | 285          |             | 285           |        |
| <b>Total:</b>  | <b>\$196,133,980.00</b> | <b>\$5,524,455.00</b> | <b>\$46,472,372.00</b> | <b>\$50,868,910.00</b> | <b>\$93,142,202.00</b> | <b>2,241</b> | <b>437</b>  | <b>1,932</b>  |        |

**TABLE 4**

**GRANT FUNDED UNITS APPROVED  
AND FUNDS INVESTED  
FOR MULTI-FAMILY  
PROJECTS**

| 2008 CAPER, CITY OF HOUSTON: TABLE 4 MULTI-FAMILY AND HOMELESS HOUSING PROJECTS<br>APPROVED IN 2008 GRANT FUNDED UNITS APPROVED AND FUNDS INVESTED JULY 2008 THROUGH JUNE 2009 |                     |                   |                |                      |        |                   |
|--|---------------------|-------------------|----------------|----------------------|--------|-------------------|
| Projects   | Total<br>Investment | Total Grant Funds |                | Total Other<br>Funds | Equity | Units<br>Approved |
|  |                     | CDBG              | HOME           |                      |        |                   |
| 1414 Congress SRO  | \$3,000,000.00      |                   | \$3,000,000.00 |                      |        | 57                |
| M - THE WOMEN'S HOME   | \$2,500,000.00      |                   | \$2,500,000.00 |                      |        | 88                |
|  | \$5,500,000.00      | \$0.00            | \$5,500,000.00 | \$0.00               | \$0.00 | 145               |

**TABLE 5**

**GRANT FUNDED UNITS COMPLETED  
AND FUNDS INVESTED  
FOR SINGLE-FAMILY  
PROJECTS**

**2008 CAPER, CITY OF HOUSTON: TABLE 5**  
**SINGLE FAMILY HOUSING PROJECTS**  
**GRANT FUNDED UNITS COMPLETED AND FUNDS INVESTED**  
**JULY 2007 TO JUNE 2008**

| GRANT PROGRAM CATEGORY<br>FUNDING SOURCE/PROJECT   | TOTAL<br>INVESTED  | TOTAL<br>GRANT<br>FUNDS | TOTAL<br>OTHER<br>FUNDS | COMPLETED<br>THIS YEAR |
|--|--------------------|-------------------------|-------------------------|------------------------|
| <b>SINGLE-FAMILY MORTGAGE ASSISTANCE</b>   |                    |                         |                         |                        |
| Homebuyer Assistance Program - Down Payment/Closing Cost<br>\$10,000 to \$19,500 per home to qualified home buyers | \$2,801,500        | \$2,791,500             | \$10,000                | 221                    |
| Good Neighbor Next Door - Down Payment/Closing Cost<br>\$30,000 to \$40,000 per home to qualified home buyers      | \$2,060,000        | \$2,060,000             | \$0                     | 68                     |
| Work Force - Down Payment/Closing Cost<br>\$30,000 per home to qualified home buyers                               | \$60,000           | \$0                     | \$60,000                | 2                      |
| Existing Home Rehabilitation Assistance  | \$752,343          | \$752,343               | \$68,907                | 53                     |
| <b>SUBTOTAL SINGLE FAMILY ACQUISITION</b>  | <b>\$4,921,500</b> | <b>\$4,851,500</b>      | <b>\$70,000</b>         | <b>291</b>             |
| <b>SUBTOTAL SINGLE FAMILY ACQUISITION/REHABILITATION</b>   | <b>\$752,343</b>   | <b>\$752,343</b>        | <b>\$68,907</b>         | <b>53</b>              |
| <b>SINGLE FAMILY REPAIR</b>  |                    |                         |                         |                        |
| <b>CDBG</b>  |                    |                         |                         |                        |
| Single Family Home Repair Programs:<br>Home Reinspection Repair (Tier 2)   | \$1,072,826        | \$0                     | \$1,072,826             | 128                    |
| Emergency Home Repair within 72 hours (Tier 1)   | \$106,139          | \$106,139               | \$0                     | 26                     |
| Major Home Repair (Tier 2)   | \$48,830           | \$48,830                | \$0                     | 3                      |
| Single Family Home Replacement (Tier 3)  | \$686,939          | \$686,939               | \$0                     | 8                      |
| <b>SUBTOTAL SINGLE FAMILY REINSPECTION REPAIR</b>  | <b>\$1,072,826</b> | <b>\$0</b>              | <b>\$1,072,826</b>      | <b>128</b>             |
| <b>SUBTOTAL SINGLE FAMILY REPAIR</b>   | <b>\$841,908</b>   | <b>\$841,908</b>        | <b>\$0</b>              | <b>37</b>              |
| <b>TOTAL SINGLE FAMILY HOUSING</b>   | <b>\$7,588,577</b> | <b>\$6,445,751</b>      | <b>\$1,211,733</b>      | <b>509</b>             |

| #  | First Name         | Race | 2nd Lien     | TIRZ | HOME         | Dt Closed | INCOME 0-31% | INCOME 31-50% | INCOME 51-80% |
|----|--------------------|------|--------------|------|--------------|-----------|--------------|---------------|---------------|
| 1  | Marco              | H    | \$ 10,000.00 |      | \$ 10,000.00 | 7/2/2008  |              |               | 67%           |
| 2  | Jenny              | H    | \$ 10,000.00 |      | \$ 10,000.00 | 7/10/2008 |              |               | 70%           |
| 3  | Amy & Christopher  | B    | \$ 14,500.00 |      | \$ 14,500.00 | 7/15/2008 |              | 37%           |               |
| 4  | Esperanza          | H    | \$ 10,000.00 |      | \$ 10,000.00 | 7/15/2008 |              |               | 67%           |
| 5  | Cheryl             | W    | \$ 10,000.00 |      | \$ 10,000.00 | 7/11/2008 |              |               | 78%           |
| 6  | Johnnie & Angela   | B    | \$ 10,000.00 |      | \$ 10,000.00 | 7/21/2008 |              |               | 72%           |
| 7  | Yanira             | H    | \$ 14,500.00 |      | \$ 14,500.00 | 7/31/2008 |              | 41%           |               |
| 8  | Jose               | H    | \$ 14,500.00 |      | \$ 14,500.00 | 7/31/2008 |              |               | 51%           |
| 9  | Carlos             | H    | \$ 14,500.00 |      | \$ 14,500.00 | 7/10/2008 |              |               | 65%           |
| 10 | Otilio             | H    | \$ 14,500.00 |      | \$ 14,500.00 | 7/11/2008 |              |               | 61%           |
| 11 | Daniel             | B    | \$ 10,000.00 |      | \$ 10,000.00 | 7/30/2008 |              |               | 69%           |
| 12 | Lisa               | B    | \$ 14,500.00 |      | \$ 14,500.00 | 7/15/2008 |              |               | 52%           |
| 13 | Frank & Jean       | B    | \$ 14,500.00 |      | \$ 14,500.00 | 7/29/2008 |              | 46%           |               |
| 14 | Ernesto & Eva      | H    | \$ 10,000.00 |      | \$ 10,000.00 | 7/10/2008 |              |               | 77%           |
| 15 | Katherine          | B    | \$ 10,000.00 |      | \$ 10,000.00 | 7/10/2008 |              |               | 74%           |
| 16 | Nelly & Andres     | H    | \$ 10,000.00 |      | \$ 10,000.00 | 7/14/2008 |              |               | 72%           |
| 17 | Carmen & Oscar     | H    | \$ 10,000.00 |      | \$ 10,000.00 | 7/17/2008 |              |               | 72%           |
| 18 | Heleann            | B    | \$ 14,500.00 |      | \$ 14,500.00 | 7/15/2008 |              | 44%           |               |
| 19 | Cuong              | A    | \$ 10,000.00 |      | \$ 10,000.00 | 7/3/2008  |              |               | 71%           |
| 20 | Germaine           | B    | \$ 14,500.00 |      | \$ 14,500.00 | 7/30/2008 |              | 39%           |               |
| 21 | Celia D.           | H    | \$ 14,500.00 |      | \$ 14,500.00 | 7/31/2008 |              |               | 52%           |
| 22 | Tamika             | B    | \$ 14,500.00 |      | \$ 14,500.00 | 7/31/2008 |              |               | 53%           |
| 23 | Edubijes & Rened   | H    | \$ 10,000.00 |      | \$ 10,000.00 | 8/1/2008  |              |               | 67%           |
| 24 | Alfonso & Graciela | H    | \$ 14,500.00 |      | \$ 14,500.00 | 8/22/2008 |              |               | 65%           |
| 25 | Raisia             | B    | \$ 10,000.00 |      | \$ 10,000.00 | 8/19/2008 |              |               | 76%           |
| 26 | George             | B    | \$ 14,500.00 |      | \$ 14,500.00 | 8/29/2009 |              |               | 65%           |
| 27 | Vincent            | W    | \$ 14,500.00 |      | \$ 14,500.00 | 8/21/2008 |              |               | 60%           |
| 28 | Pamela             | W    | \$ 14,500.00 |      | \$ 14,500.00 | 8/19/2008 | 29%          |               |               |
| 29 | Duc                | A    | \$ 10,000.00 |      | \$ 10,000.00 | 8/22/2008 |              |               | 75%           |
| 30 | Velvet             | B    | \$ 14,500.00 |      | \$ 14,500.00 | 8/15/2008 |              | 40%           |               |
| 31 | Vicente & Raquel   | H    | \$ 14,500.00 |      | \$ 14,500.00 | 8/28/2008 |              |               | 60%           |
| 32 | Rosella            | B    | \$ 10,000.00 |      | \$ 10,000.00 | 8/4/2008  |              |               | 72%           |
| 33 | Hans               | H    | \$ 10,000.00 |      | \$ 10,000.00 | 8/1/2008  |              |               | 76%           |
| 34 | Susana             | H    | \$ 14,500.00 |      | \$ 14,500.00 | 8/8/2008  |              |               | 52%           |
| 35 | Ivan               | H    | \$ 10,000.00 |      | \$ 10,000.00 | 8/18/2008 |              |               | 70%           |
| 36 | Donald             | W    | \$ 14,500.00 |      | \$ 14,500.00 | 8/18/2008 |              | 50%           |               |
| 37 | Maria              | H    | \$ 14,500.00 |      | \$ 14,500.00 | 8/29/2008 |              | 49%           |               |
| 38 | Carvis             | H    | \$ 10,000.00 |      | \$ 10,000.00 | 8/29/2008 |              |               | 78%           |
| 39 | Franchae           | B    | \$ 14,500.00 |      | \$ 14,500.00 | 8/29/2008 |              |               | 59%           |
| 40 | Tammie             | B    | \$ 14,500.00 |      | \$ 14,500.00 | 8/29/2008 |              |               | 59%           |
| 41 | Willie & Sandra    | B    | \$ 10,000.00 |      | \$ 10,000.00 | 8/1/2008  |              |               | 69%           |
| 42 | Veronica           | H    | \$ 10,000.00 |      | \$ 10,000.00 | 8/28/2008 |              |               | 74%           |
| 43 | Sherleatha         | B    | \$ 14,500.00 |      | \$ 14,500.00 | 8/4/2008  |              |               | 64%           |
| 44 | Ulises             | H    | \$ 14,500.00 |      | \$ 14,500.00 | 8/8/2008  |              |               | 51%           |
| 45 | Maria & Alfredo    | H    | \$ 14,500.00 |      | \$ 14,500.00 | 8/8/2008  |              |               | 59%           |
| 46 | Cesar              | H    | \$ 14,500.00 |      | \$ 14,500.00 | 8/11/2008 |              |               | 57%           |
| 47 | Hung K.            | A    | \$ 14,500.00 |      | \$ 14,500.00 | 8/29/2008 |              | 44%           |               |
| 48 | Javier L.          | H    | \$ 14,500.00 |      | \$ 14,500.00 | 9/8/2008  |              |               | 51%           |
| 49 | Daniel             | H    | \$ 14,500.00 |      | \$ 14,500.00 | 9/2/2008  |              |               | 54%           |
| 50 | Julius             | B    | \$ 14,500.00 |      | \$ 14,500.00 | 9/23/2008 |              |               | 65%           |
| 51 | Tsehainesh         | B    | \$ 14,500.00 |      | \$ 14,500.00 | 9/26/2008 |              | 50%           |               |



|     |                      |   |              |              |            |     |     |
|-----|----------------------|---|--------------|--------------|------------|-----|-----|
| 52  | Johnny R.            | H | \$ 14,500.00 | \$ 14,500.00 | 9/30/2008  | 38% |     |
| 53  | Rabah & Ouahiba      | B | \$ 19,500.00 | \$ 19,500.00 | 9/23/2008  | 42% |     |
| 54  | Rena                 | B | \$ 10,000.00 | \$ 10,000.00 | 9/23/2008  |     | 74% |
| 55  | Arturo               | H | \$ 14,500.00 | \$ 14,500.00 | 9/30/2008  |     | 62% |
| 56  | Jose                 | H | \$ 14,500.00 | \$ 14,500.00 | 9/2/2008   |     | 60% |
| 57  | Jacqueline           | B | \$ 10,000.00 | \$ 10,000.00 | 9/18/2008  |     | 72% |
| 58  | Francine             | B | \$ 19,500.00 | \$ 19,500.00 | 9/29/2008  | 50% |     |
| 59  | Gerardo & Maria      | H | \$ 14,500.00 | \$ 14,500.00 | 9/30/2008  |     | 55% |
| 60  | Ashonti              | B | \$ 10,000.00 | \$ 10,000.00 | 10/7/2008  |     | 75% |
| 61  | Paulette             | B | \$ 14,500.00 | \$ 14,500.00 | 10/23/2008 |     | 52% |
| 62  | Lourdes              | A | \$ 14,500.00 | \$ 14,500.00 | 10/29/2008 |     | 63% |
| 63  | Gilbert & Daniel     | B | \$ 14,500.00 | \$ 14,500.00 | 10/1/2008  |     | 59% |
| 64  | Gwendolyn            | B | \$ 14,500.00 | \$ 14,500.00 | 10/2/2008  |     | 61% |
| 65  | Ericka               | B | \$ 19,500.00 | \$ 19,500.00 | 10/10/2008 |     |     |
| 66  | Jennifer             | W | \$ 10,000.00 | \$ 10,000.00 | 10/10/2008 | 46% |     |
| 67  | Ezequiel             | W | \$ 10,000.00 | \$ 10,000.00 | 10/13/2008 |     | 73% |
| 68  | Cynthia              | W | \$ 10,000.00 | \$ 10,000.00 | 10/14/2008 |     | 77% |
| 69  | Stephen              | W | \$ 10,000.00 | \$ 10,000.00 | 10/24/2008 |     | 73% |
| 70  | Ruby                 | B | \$ 10,000.00 | \$ 10,000.00 | 10/20/2008 |     | 78% |
| 71  | Nick                 | W | \$ 14,500.00 | \$ 14,500.00 | 10/28/2008 |     | 55% |
| 72  | Carolyn              | B | \$ 10,000.00 | \$ 10,000.00 | 10/31/2008 |     | 70% |
| 73  | Evelyn               | B | \$ 14,500.00 | \$ 14,500.00 | 10/3/2008  |     | 59% |
| 74  | Juan & Gladys        | W | \$ 10,000.00 | \$ 10,000.00 | 10/14/2008 |     | 71% |
| 75  | Fortunato            | W | \$ 14,500.00 | \$ 14,500.00 | 10/17/2008 |     | 62% |
| 76  | Ethel                | B | \$ 10,000.00 | \$ 10,000.00 | 10/23/2008 |     | 75% |
| 77  | Lorena               | W | \$ 10,000.00 | \$ 10,000.00 | 10/30/2008 |     | 67% |
| 78  | Cynthia B.           | H | \$ 10,000.00 | \$ 10,000.00 | 11/13/2008 |     | 76% |
| 79  | Norma                | H | \$ 10,000.00 | \$ 10,000.00 | 11/5/2008  |     | 66% |
| 80  | Adriana B.           | H | \$ 10,000.00 | \$ 10,000.00 | 11/5/2008  |     | 79% |
| 81  | Cindy                | H | \$ 14,500.00 | \$ 14,500.00 | 11/5/2008  |     | 58% |
| 82  | Nastassia            | W | \$ 10,000.00 | \$ 10,000.00 | 11/7/2008  |     | 80% |
| 83  | Jose & Maria         | H | \$ 19,500.00 | \$ 19,500.00 | 11/7/2008  | 33% |     |
| 84  | Jose                 | H | \$ 14,500.00 | \$ 14,500.00 | 11/13/2008 |     | 54% |
| 85  | Vanita               | B | \$ 19,500.00 | \$ 19,500.00 | 11/6/2008  | 33% |     |
| 86  | Adriana              | H | \$ 14,500.00 | \$ 14,500.00 | 11/7/2008  |     | 59% |
| 87  | Kishaunda            | B | \$ 19,500.00 | \$ 19,500.00 | 11/10/2008 | 32% |     |
| 88  | Anitra               | B | \$ 14,500.00 | \$ 14,500.00 | 11/7/2008  |     | 54% |
| 89  | Petra & Antelmo      | H | \$ 10,000.00 | \$ 10,000.00 | 11/14/2008 |     | 79% |
| 90  | Herman               | B | \$ 10,500.00 | \$ 10,000.00 | 11/21/2008 |     | 68% |
| 91  | Ariel & Alina Torres | B | \$ 14,500.00 | \$ 14,500.00 | 12/5/2008  |     | 55% |
| 92  | Nehemiah             | B | \$ 19,500.00 | \$ 19,500.00 | 12/5/2008  | 38% |     |
| 93  | Christopher          | B | \$ 14,500.00 | \$ 14,500.00 | 12/15/2008 |     | 64% |
| 94  | Dedra                | B | \$ 14,500.00 | \$ 14,500.00 | 12/16/2008 |     | 66% |
| 95  | Maria                | H | \$ 19,500.00 | \$ 19,500.00 | 12/17/2008 |     | 39% |
| 96  | Kucianne             | B | \$ 19,500.00 | \$ 19,500.00 | 12/17/2008 |     | 36% |
| 97  | Quynh                | A | \$ 10,000.00 | \$ 10,000.00 | 12/17/2008 |     |     |
| 98  | Monique              | B | \$ 14,500.00 | \$ 14,500.00 | 12/22/2008 |     |     |
| 99  | Keisha               | B | \$ 19,500.00 | \$ 19,500.00 | 12/22/2008 | 42% |     |
| 100 | Marvin               | H | \$ 10,000.00 | \$ 10,000.00 | 12/22/2008 |     | 71% |
| 101 | Jacqueline           | B | \$ 10,000.00 | \$ 10,000.00 | 12/23/2008 |     | 57% |
| 102 | Lindsey              | B | \$ 10,000.00 | \$ 10,000.00 | 12/23/2008 |     | 74% |
| 103 | Dana                 | B | \$ 14,500.00 | \$ 14,500.00 | 12/24/2008 |     | 66% |
| 104 | Betty & Willie       | B | \$ 10,000.00 | \$ 10,000.00 | 12/26/2008 |     | 80% |
|     |                      |   |              |              |            |     | 64% |
|     |                      |   |              |              |            |     | 67% |

|     |                      |   |              |              |            |  |     |     |     |     |
|-----|----------------------|---|--------------|--------------|------------|--|-----|-----|-----|-----|
| 105 | Tenique              | B | \$ 10,000.00 | \$ 10,000.00 | 12/29/2008 |  |     |     |     | 70% |
| 106 | Elisea               | H | \$ 19,500.00 | \$ 19,500.00 | 12/30/2008 |  |     | 46% |     |     |
| 107 | Hugo                 | H | \$ 10,000.00 | \$ 10,000.00 | 12/30/2008 |  |     |     |     | 77% |
| 108 | José                 | H | \$ 14,500.00 | \$ 14,500.00 | 12/30/2008 |  |     |     |     | 54% |
| 109 | Lyndell              | B | \$ 10,000.00 | \$ 10,000.00 | 12/30/2008 |  |     |     | 37% | 77% |
| 110 | Donisha & Tonia      | B | \$ 19,500.00 | \$ 19,500.00 | 12/30/2008 |  |     |     |     |     |
| 111 | Dina                 | H | \$ 19,500.00 | \$ 19,500.00 | 12/31/2008 |  |     |     | 42% |     |
| 112 | Irene                | B | \$ 14,500.00 | \$ 14,500.00 | 1/2/2009   |  |     |     |     | 64% |
| 113 | Clarissa             | B | \$ 10,000.00 | \$ 10,000.00 | 1/6/2009   |  |     |     |     | 74% |
| 114 | Sherrilyn            | B | \$ 19,500.00 | \$ 19,500.00 | 1/8/2009   |  |     |     | 47% |     |
| 115 | Jose I.              | H | \$ 19,500.00 | \$ 19,500.00 | 1/8/2009   |  |     |     | 45% |     |
| 116 | Hector & Teresa      | H | \$ 19,500.00 | \$ 19,500.00 | 1/15/2009  |  | 30% |     |     |     |
| 117 | Joyce                | H | \$ 14,500.00 | \$ 14,500.00 | 1/21/2009  |  |     |     |     | 60% |
| 118 | Rayna                | B | \$ 14,500.00 | \$ 14,500.00 | 1/23/2009  |  |     |     |     | 59% |
| 119 | Abasi & Bershawm     | B | \$ 19,500.00 | \$ 19,500.00 | 1/27/2009  |  |     |     | 47% |     |
| 120 | Juan                 | H | \$ 19,500.00 | \$ 19,500.00 | 1/28/2009  |  |     |     | 37% |     |
| 121 | Yondell              | B | \$ 14,500.00 | \$ 14,500.00 | 1/29/2009  |  |     |     |     | 52% |
| 122 | Trina                | B | \$ 10,000.00 | \$ 10,000.00 | 2/3/2009   |  |     |     |     | 78% |
| 123 | Fanny                | H | \$ 19,500.00 | \$ 19,500.00 | 2/4/2009   |  |     |     | 36% |     |
| 124 | Amna                 | B | \$ 14,500.00 | \$ 14,500.00 | 2/4/2009   |  |     |     |     | 58% |
| 125 | Carl & Erica         | B | \$ 14,500.00 | \$ 14,500.00 | 2/4/2009   |  |     |     |     | 57% |
| 126 | Montray              | B | \$ 10,000.00 | \$ 10,000.00 | 2/4/2009   |  |     |     |     | 75% |
| 127 | Olusegun & Motunrayo | B | \$ 19,500.00 | \$ 19,500.00 | 2/5/2009   |  |     |     | 44% |     |
| 128 | Henrietta            | B | \$ 10,000.00 | \$ 10,000.00 | 2/6/2009   |  |     |     |     | 78% |
| 129 | Vernon               | B | \$ 14,500.00 | \$ 14,500.00 | 2/10/2009  |  |     |     |     | 64% |
| 130 | Giselle              | B | \$ 14,500.00 | \$ 14,500.00 | 2/10/2009  |  |     |     |     | 62% |
| 131 | Antonio              | H | \$ 10,000.00 | \$ 10,000.00 | 2/11/2009  |  |     |     |     | 70% |
| 132 | Tamara               | B | \$ 19,500.00 | \$ 19,500.00 | 2/11/2009  |  |     |     | 44% |     |
| 133 | Deborah              | B | \$ 10,000.00 | \$ 10,000.00 | 2/13/2009  |  |     |     |     | 74% |
| 134 | Marlene              | H | \$ 14,500.00 | \$ 14,500.00 | 2/17/2009  |  |     |     |     | 52% |
| 135 | Irene                | B | \$ 10,000.00 | \$ 10,000.00 | 2/17/2009  |  |     |     |     | 70% |
| 136 | Sharonda             | B | \$ 19,500.00 | \$ 19,500.00 | 2/23/2009  |  |     |     | 43% |     |
| 137 | Rosa                 | B | \$ 10,000.00 | \$ 10,000.00 | 2/25/2009  |  |     |     |     | 77% |
| 138 | Roy & Sheryl         | B | \$ 14,500.00 | \$ 14,500.00 | 2/25/2009  |  |     |     |     | 65% |
| 139 | Brenda               | B | \$ 19,500.00 | \$ 19,500.00 | 2/26/2009  |  |     |     | 50% |     |
| 140 | Shirlene             | B | \$ 19,500.00 | \$ 19,500.00 | 2/27/2009  |  |     |     | 50% |     |
| 141 | Meagan               | B | \$ 14,500.00 | \$ 14,500.00 | 2/27/2009  |  |     |     |     | 64% |
| 142 | Sondra Jene          | B | \$ 14,500.00 | \$ 14,500.00 | 2/27/2009  |  |     |     |     | 57% |
| 143 | Sayvia M.            | B | \$ 10,000.00 | \$ 10,000.00 | 2/27/2009  |  |     |     |     | 68% |
| 144 | Kimberly             | B | \$ 10,000.00 | \$ 10,000.00 | 2/27/2009  |  |     |     |     | 68% |
| 145 | Lorena & Miguel      | H | \$ 10,000.00 | \$ 10,000.00 | 2/27/2009  |  |     |     |     | 70% |
| 146 | Roland               | H | \$ 10,000.00 | \$ 10,000.00 | 3/18/2009  |  |     |     |     | 70% |
| 147 | Nicholas & Erika     | H | \$ 14,500.00 | \$ 14,500.00 | 3/9/2009   |  |     |     |     | 53% |
| 148 | Quawana              | B | \$ 14,500.00 | \$ 14,500.00 | 3/25/2009  |  |     |     |     | 60% |
| 149 | Fatima               | H | \$ 14,500.00 | \$ 14,500.00 | 3/4/2009   |  |     |     |     | 63% |
| 150 | Heron                | H | \$ 10,000.00 | \$ 10,000.00 | 3/30/2009  |  |     |     |     | 78% |
| 151 | Rhonda & Roy         | B | \$ 14,500.00 | \$ 14,500.00 | 3/11/2009  |  |     |     |     | 56% |
| 152 | Jesse                | H | \$ 14,500.00 | \$ 14,500.00 | 3/27/2009  |  |     |     |     | 70% |
| 153 | Addisalem            | B | \$ 10,000.00 | \$ 10,000.00 | 3/18/2009  |  |     |     |     | 65% |
| 154 | Ava B. & Brady       | B | \$ 14,500.00 | \$ 14,500.00 | 3/19/2009  |  |     |     |     | 62% |
| 155 | Brian                | O | \$ 19,500.00 | \$ 19,500.00 | 3/20/2009  |  |     | 43% |     |     |
| 156 | Jesse N. & Penelope  | H | \$ 10,000.00 | \$ 10,000.00 | 3/25/2009  |  |     |     |     | 70% |
| 157 | Deidra               | B | \$ 14,500.00 | \$ 14,500.00 | 3/30/2009  |  |     |     |     | 62% |

|     |                         |   |              |              |              |           |  |  |     |     |
|-----|-------------------------|---|--------------|--------------|--------------|-----------|--|--|-----|-----|
| 158 | Shirley                 | B | \$ 10,000.00 | \$ 10,000.00 | \$ 10,000.00 | 3/31/2009 |  |  |     | 78% |
| 159 | Elizabeth               | H | \$ 14,500.00 | \$ 14,500.00 | \$ 14,500.00 | 3/18/2009 |  |  |     | 63% |
| 160 | Rachel                  | B | \$ 14,500.00 | \$ 14,500.00 | \$ 14,500.00 | 3/6/2009  |  |  |     | 61% |
| 161 | Benjamin & Candelaria   | H | \$ 14,500.00 | \$ 14,500.00 | \$ 14,500.00 | 3/31/2009 |  |  |     | 62% |
| 162 | Victorino               | H | \$ 14,500.00 | \$ 14,500.00 | \$ 14,500.00 | 3/31/2009 |  |  |     | 61% |
| 163 | O'Neisha G.             | B | \$ 19,500.00 | \$ 19,500.00 | \$ 19,500.00 | 3/31/2009 |  |  | 48% |     |
| 164 | Ngina Saran             | B | \$ 14,500.00 | \$ 14,500.00 | \$ 14,500.00 | 3/26/2009 |  |  |     | 55% |
| 165 | Solomon & Onyinye       | B | \$ 10,000.00 | \$ 10,000.00 | \$ 10,000.00 | 3/13/2009 |  |  | 37% | 67% |
| 166 | Emilio & Maria          | H | \$ 19,500.00 | \$ 19,500.00 | \$ 19,500.00 | 3/2/2009  |  |  |     |     |
| 167 | Viola                   | B | \$ 19,500.00 | \$ 19,500.00 | \$ 19,500.00 | 3/31/2009 |  |  | 47% |     |
| 168 | Hugo & Savannah Rose    | H | \$ 19,500.00 | \$ 19,500.00 | \$ 19,500.00 | 3/26/2009 |  |  | 41% |     |
| 169 | Melina & Nativida Silva | H | \$ 10,000.00 | \$ 10,000.00 | \$ 10,000.00 | 3/6/2009  |  |  |     | 72% |
| 170 | Cesar                   | H | \$ 10,000.00 | \$ 10,000.00 | \$ 10,000.00 | 3/24/2009 |  |  |     | 80% |
| 171 | Donaciano               | H | \$ 10,000.00 | \$ 10,000.00 | \$ 10,000.00 | 3/23/2009 |  |  |     | 76% |
| 172 | Naim H. & Rhonda        | O | \$ 19,500.00 | \$ 19,500.00 | \$ 19,500.00 | 3/24/2009 |  |  | 35% |     |
| 173 | Maria C.                | H | \$ 14,500.00 | \$ 14,500.00 | \$ 14,500.00 | 3/17/2009 |  |  |     | 61% |
| 174 | Elizabeth               | B | \$ 14,500.00 | \$ 14,500.00 | \$ 14,500.00 | 3/13/2009 |  |  |     | 61% |
| 175 | Lisa                    | B | \$ 10,000.00 | \$ 10,000.00 | \$ 10,000.00 | 3/4/2009  |  |  |     | 71% |
| 176 | DEANNA                  | B | \$ 10,000.00 | \$ 10,000.00 | \$ 10,000.00 | 4/30/2009 |  |  |     | 79% |
| 177 | JUAN & HIRMA            | W | \$ 19,500.00 | \$ 19,500.00 | \$ 19,500.00 | 4/6/2009  |  |  | 47% |     |
| 178 | FREEDA                  | B | \$ 10,000.00 | \$ 10,000.00 | \$ 10,000.00 | 4/29/2009 |  |  |     | 72% |
| 179 | FRANCES                 | W | \$ 10,000.00 | \$ 10,000.00 | \$ 10,000.00 | 4/16/2009 |  |  |     | 77% |
| 180 | MARIO                   | W | \$ 14,500.00 | \$ 14,500.00 | \$ 14,500.00 | 4/6/2009  |  |  |     | 62% |
| 181 | KIMBERLY                | B | \$ 10,000.00 | \$ 10,000.00 | \$ 10,000.00 | 4/9/2009  |  |  |     | 74% |
| 182 | MIGUEL & RUTH           | W | \$ 19,500.00 | \$ 19,500.00 | \$ 19,500.00 | 4/22/2009 |  |  | 42% |     |
| 183 | EMELDA                  | B | \$ 10,000.00 | \$ 10,000.00 | \$ 10,000.00 | 4/17/2009 |  |  |     | 78% |
| 184 | LEON & MARTHA           | W | \$ 10,000.00 | \$ 10,000.00 | \$ 10,000.00 | 4/6/2009  |  |  |     | 78% |
| 185 | BARBARA A.              | B | \$ 10,000.00 | \$ 10,000.00 | \$ 10,000.00 | 4/30/2009 |  |  |     | 70% |
| 186 | DEIDRA L.               | B | \$ 14,500.00 | \$ 14,500.00 | \$ 14,500.00 | 4/15/2009 |  |  |     | 53% |
| 187 | REGINA D                | B | \$ 10,000.00 | \$ 10,000.00 | \$ 10,000.00 | 4/30/2009 |  |  |     | 74% |
| 188 | ABEL                    | W | \$ 19,500.00 | \$ 19,500.00 | \$ 19,500.00 | 4/24/2009 |  |  | 49% |     |
| 189 | Amir                    | O | \$ 10,000.00 | \$ 10,000.00 | \$ 10,000.00 | 5/29/2009 |  |  |     | 69% |
| 190 | Marilyn                 | B | \$ 10,000.00 | \$ 10,000.00 | \$ 10,000.00 | 5/13/2009 |  |  |     | 69% |
| 191 | Katrina                 | B | \$ 14,500.00 | \$ 14,500.00 | \$ 14,500.00 | 5/5/2009  |  |  |     | 59% |
| 192 | Eida P.                 | W | \$ 14,500.00 | \$ 14,500.00 | \$ 14,500.00 | 5/15/2009 |  |  |     | 64% |
| 193 | Ines                    | H | \$ 19,500.00 | \$ 19,500.00 | \$ 19,500.00 | 5/4/2009  |  |  |     | 73% |
| 194 | Vonda                   | B | \$ 10,000.00 | \$ 10,000.00 | \$ 10,000.00 | 5/5/2009  |  |  | 42% |     |
| 195 | Kathryn                 | W | \$ 10,000.00 | \$ 10,000.00 | \$ 10,000.00 | 5/4/2009  |  |  |     | 75% |
| 196 | Constantino             | H | \$ 19,500.00 | \$ 19,500.00 | \$ 19,500.00 | 5/21/2009 |  |  | 47% |     |
| 197 | Minerva & Carlos        | H | \$ 19,500.00 | \$ 19,500.00 | \$ 19,500.00 | 5/19/2009 |  |  |     | 60% |
| 198 | Elizabeth               | H | \$ 19,500.00 | \$ 19,500.00 | \$ 19,500.00 | 6/24/2009 |  |  |     | 53% |
| 199 | Aric E.                 | H | \$ 14,500.00 | \$ 14,500.00 | \$ 14,500.00 | 6/9/2009  |  |  |     | 62% |
| 200 | Randolph & Antonilia    | B | \$ 14,500.00 | \$ 14,500.00 | \$ 14,500.00 | 6/12/2009 |  |  |     | 65% |
| 201 | Marisela & Hamid        | H | \$ 19,500.00 | \$ 19,500.00 | \$ 19,500.00 | 6/25/2009 |  |  |     | 70% |
| 202 | Yolanda                 | B | \$ 10,000.00 | \$ 10,000.00 | \$ 10,000.00 | 6/9/2009  |  |  |     | 75% |
| 203 | Julio & Yolanda         | H | \$ 14,500.00 | \$ 14,500.00 | \$ 14,500.00 | 6/17/2009 |  |  |     | 61% |
| 204 | Fernando & Elva         | H | \$ 19,500.00 | \$ 19,500.00 | \$ 19,500.00 | 6/19/2009 |  |  | 50% |     |
| 205 | Thomas & Tamara         | B | \$ 19,500.00 | \$ 19,500.00 | \$ 19,500.00 | 6/30/2009 |  |  |     | 80% |
| 206 | Jamila N.               | B | \$ 10,000.00 | \$ 10,000.00 | \$ 10,000.00 | 6/12/2009 |  |  |     | 75% |
| 207 | Craig D. & Karen R.     | B | \$ 19,500.00 | \$ 19,500.00 | \$ 19,500.00 | 6/29/2009 |  |  | 38% |     |
| 208 | Ada Silvia              | H | \$ 19,500.00 | \$ 19,500.00 | \$ 19,500.00 | 6/26/2009 |  |  |     | 53% |
| 209 | Roland & Marianita      | H | \$ 14,500.00 | \$ 14,500.00 | \$ 14,500.00 | 6/2/2009  |  |  |     | 58% |
| 210 | Leon & Tassia           | B | \$ 19,500.00 | \$ 19,500.00 | \$ 19,500.00 | 6/29/2009 |  |  |     | 80% |

|     |                    |   |              |              |            |     |     |     |
|-----|--------------------|---|--------------|--------------|------------|-----|-----|-----|
| 211 | Teresita           | H | \$ 19,500.00 | \$ 19,500.00 | 6/30/2009  |     |     | 65% |
| 212 | Jesse              | B | \$ 30,000.00 | \$ 30,000.00 | 7/11/2008  |     |     | 58% |
| 213 | Rosa               | H | \$ 30,000.00 | \$ 30,000.00 | 7/18/2008  |     |     | 62% |
| 214 | Michele            | B | \$ 30,000.00 | \$ 30,000.00 | 7/23/2008  |     |     | 73% |
| 215 | LaTasha            | B | \$ 30,000.00 | \$ 30,000.00 | 7/29/2008  |     |     | 74% |
| 216 | Patricia           | H | \$ 30,000.00 | \$ 30,000.00 | 7/3/2008   |     |     | 79% |
| 217 | Romonica           | B | \$ 40,000.00 | \$ 100.00    | 7/17/2008  |     |     | 53% |
| 218 | Ashley             | B | \$ 30,000.00 | \$ 30,000.00 | 7/18/2008  |     | 35% |     |
| 219 | Crystal            | B | \$ 30,000.00 | \$ 30,000.00 | 7/21/2008  |     |     | 63% |
| 220 | Filadelfo & Amanda | H | \$ 30,000.00 | \$ 30,000.00 | 7/25/2008  |     |     | 77% |
| 221 | Natalie F.         | B | \$ 30,000.00 | \$ 30,000.00 | 7/30/2008  |     |     | 73% |
| 222 | Jeanette & Alfredo | H | \$ 30,000.00 | \$ 30,000.00 | 7/29/2008  |     |     | 68% |
| 223 | Jimmy & Mallory    | H | \$ 30,000.00 | \$ 30,000.00 | 8/15/2008  |     |     | 70% |
| 224 | Regina             | B | \$ 30,000.00 | \$ 30,000.00 | 8/18/2008  |     |     | 59% |
| 225 | Joan               | W | \$ 37,500.00 | \$ 37,500.00 | 8/29/2008  |     |     | 67% |
| 226 | Rogelio            | H | \$ 30,000.00 | \$ 30,000.00 | 8/29/2008  |     |     | 74% |
| 227 | Nely               | H | \$ 30,000.00 | \$ 30,000.00 | 8/12/2008  |     |     | 54% |
| 228 | Hubert & Essie     | B | \$ 37,500.00 | \$ 37,500.00 | 9/2/2008   |     |     | 64% |
| 229 | Lenoire            | B | \$ 30,000.00 | \$ 30,000.00 | 9/24/2008  |     |     | 70% |
| 230 | Jorge              | H | \$ 37,500.00 | \$ 37,500.00 | 9/5/2008   |     |     | 77% |
| 231 | Kathy              | B | \$ 37,500.00 | \$ 37,500.00 | 10/2/2008  |     | 45% |     |
| 232 | Leonardo           | B | \$ 37,500.00 | \$ 37,500.00 | 10/15/2008 |     |     | 62% |
| 233 | Felipe             | W | \$ 37,500.00 | \$ 37,500.00 | 10/2/2008  |     |     | 76% |
| 234 | Keeshea            | B | \$ 37,500.00 | \$ 37,500.00 | 10/8/2008  |     |     | 75% |
| 235 | Bernadine          | B | \$ 37,500.00 | \$ 37,500.00 | 10/20/2008 |     |     | 78% |
| 236 | Ruben              | W | \$ 37,500.00 | \$ 37,500.00 | 10/27/2008 |     |     | 76% |
| 237 | Lenettra           | B | \$ 37,500.00 | \$ 37,500.00 | 10/30/2008 |     |     | 77% |
| 238 | Constance L.       | B | \$ 37,500.00 | \$ 37,500.00 | 10/31/2008 |     |     | 76% |
| 239 | Paris & Stephanie  | B | \$ 37,500.00 | \$ 37,500.00 | 10/31/2008 | 29% |     |     |
| 240 | Carlyn Y.          | B | \$ 37,500.00 | \$ 37,500.00 | 11/24/2008 |     |     | 63% |
| 241 | Velma J.           | B | \$ 37,500.00 | \$ 37,500.00 | 11/26/2008 |     |     | 74% |
| 242 | Sofina             | B | \$ 37,500.00 | \$ 37,500.00 | 11/3/2008  |     |     | 69% |
| 243 | Celeste            | B | \$ 37,500.00 | \$ 37,500.00 | 11/4/2008  |     |     | 61% |
| 244 | Jonathan           | B | \$ 37,500.00 | \$ 37,500.00 | 11/10/2008 |     |     | 59% |
| 245 | Chantel            | B | \$ 37,500.00 | \$ 37,500.00 | 11/26/2008 |     |     | 72% |
| 246 | Tomeka             | B | \$ 37,500.00 | \$ 37,500.00 | 11/13/2008 |     |     | 73% |
| 247 | Sheila             | B | \$ 37,500.00 | \$ 37,500.00 | 11/26/2008 |     |     | 57% |
| 248 | Irshleen           | B | \$ 37,500.00 | \$ 37,500.00 | 11/25/2008 |     |     | 65% |
| 249 | Maria D.           | H | \$ 37,500.00 | \$ 37,500.00 | 12/1/2008  |     |     | 52% |
| 250 | Andres             | H | \$ 37,500.00 | \$ 37,500.00 | 12/1/2008  |     |     | 58% |
| 251 | Rachel             | B | \$ 37,500.00 | \$ 37,500.00 | 12/17/2008 |     |     | 76% |
| 252 | Joe & Hazle        | B | \$ 37,500.00 | \$ 37,500.00 | 12/18/2008 |     |     | 76% |
| 253 | Yolanda            | B | \$ 37,500.00 | \$ 37,500.00 | 12/24/2008 |     |     | 67% |
| 254 | Bernetta           | B | \$ 37,500.00 | \$ 37,500.00 | 12/24/2008 |     |     | 72% |
| 255 | Joshua             | B | \$ 37,500.00 | \$ 37,500.00 | 12/30/2008 |     | 45% |     |
| 256 | Royal              | B | \$ 37,500.00 | \$ 37,500.00 | 12/30/2008 |     | 45% |     |
| 257 | Benito & Monica    | H | \$ 37,500.00 | \$ 37,500.00 | 12/30/2008 |     |     | 72% |
| 258 | Minthia            | B | \$ 37,500.00 | \$ 37,500.00 | 1/9/2009   |     |     | 73% |
| 259 | Delicia            | B | \$ 37,500.00 | \$ 37,500.00 | 1/14/2009  |     |     | 65% |
| 260 | Angela             | B | \$ 37,500.00 | \$ 37,500.00 | 1/14/2009  |     |     | 71% |
| 261 | Darryl             | B | \$ 37,500.00 | \$ 37,500.00 | 1/29/2009  |     |     | 59% |
| 262 | Erica              | H | \$ 37,500.00 | \$ 37,500.00 | 1/30/2009  |     |     | 70% |
| 263 | Brenda             | B | \$ 37,500.00 | \$ 37,500.00 | 2/5/2009   |     |     | 69% |

|     |                           |  |   |              |  |  |  |           |     |     |     |     |
|-----|---------------------------|--|---|--------------|--|--|--|-----------|-----|-----|-----|-----|
| 264 | Felicia                   |  | B | \$ 37,500.00 |  |  |  | 2/16/2009 |     |     |     | 68% |
| 265 | Tamikia                   |  | B | \$ 37,500.00 |  |  |  | 2/13/2009 |     |     |     | 61% |
| 266 | Barbara                   |  | B | \$ 37,500.00 |  |  |  | 2/24/2009 |     |     | 48% |     |
| 267 | Felicia                   |  | B | \$ 37,500.00 |  |  |  | 2/26/2009 |     |     |     | 58% |
| 268 | James & Tonie             |  | B | \$ 37,500.00 |  |  |  | 3/6/2009  |     |     |     | 62% |
| 269 | Mario & Maria             |  | H | \$ 37,500.00 |  |  |  | 3/4/2009  |     |     |     | 73% |
| 270 | Tekesha                   |  | B | \$ 37,500.00 |  |  |  | 3/27/2009 |     |     |     | 58% |
| 271 | Kirkland T.               |  | B | \$ 37,500.00 |  |  |  | 3/30/2009 |     |     |     | 73% |
| 272 | Manuel                    |  | H | \$ 37,500.00 |  |  |  | 3/27/2009 |     |     | 32% |     |
| 273 | Maria                     |  | H | \$ 37,500.00 |  |  |  | 3/6/2009  |     |     |     | 79% |
| 274 | Anthony                   |  | B | \$ 37,500.00 |  |  |  | 3/6/2009  |     |     | 49% |     |
| 275 | Jose & Olga L.            |  | H | \$ 37,500.00 |  |  |  | 3/13/2009 | 21% |     |     |     |
| 276 | Angela                    |  | B | \$ 37,500.00 |  |  |  | 3/30/2009 |     |     |     | 79% |
| 277 | Jose                      |  | H | \$ 37,500.00 |  |  |  | 3/31/2009 |     |     |     | 80% |
| 278 | MICHELLE RHENNE           |  | B | \$ 37,500.00 |  |  |  | 4/7/2009  |     |     |     | 52% |
| 279 | VANITA                    |  | B | \$ 37,500.00 |  |  |  | 4/17/2009 |     |     |     | 52% |
| 280 | ROY                       |  | B | \$ 37,500.00 |  |  |  | 4/14/2009 |     |     |     | 64% |
| 281 | Bertha                    |  | H | \$ 37,500.00 |  |  |  | 5/6/2009  |     |     | 39% |     |
| 282 | Tariashanna               |  | B | \$ 37,500.00 |  |  |  | 5/8/2009  |     |     |     | 61% |
| 283 | Melba & Maria             |  | H | \$ 37,500.00 |  |  |  | 5/18/2009 |     |     | 42% |     |
| 284 | Tatius                    |  | B | \$ 37,500.00 |  |  |  | 5/18/2009 |     |     |     | 68% |
| 285 | Brande                    |  | B | \$ 37,500.00 |  |  |  | 5/28/2009 |     |     |     | 67% |
| 286 | Kamikka                   |  | B | \$ 37,500.00 |  |  |  | 5/29/2009 |     |     |     | 59% |
| 287 | Ana/Gina                  |  | H | \$ 37,500.00 |  |  |  | 5/29/2009 |     |     |     | 79% |
| 288 | JennerRoberto & RosaMaria |  | H | \$ 37,500.00 |  |  |  | 5/22/2009 | 24% |     |     |     |
| 289 | Annie Ray                 |  | B | \$ 37,500.00 |  |  |  | 5/19/2009 |     |     |     | 72% |
| 290 | Shelia                    |  | B | \$ 37,500.00 |  |  |  | 5/27/2009 |     |     | 44% |     |
| 291 | Steven & Nikole           |  | H | \$ 37,500.00 |  |  |  | 6/26/2009 |     |     | 50% |     |
| 292 | Alfred Ahmeed             |  | B | \$ 37,500.00 |  |  |  | 6/29/2009 |     |     |     | 66% |
| 293 | Sandra Louise             |  | B | \$ 37,500.00 |  |  |  | 6/18/2009 |     |     | 45% |     |
| 294 | Audencia & Gilberto       |  | H | \$ 37,500.00 |  |  |  | 6/23/2009 |     |     |     | 71% |
| 295 | Jacqueline F.             |  | B | \$ 37,500.00 |  |  |  | 6/3/2009  |     |     |     | 73% |
| 296 | Elizabeth                 |  | H | \$ 37,500.00 |  |  |  | 6/16/2009 |     |     | 50% |     |
| 297 | Denise                    |  | H | \$ 37,500.00 |  |  |  | 6/29/2009 |     |     |     | 57% |
| 298 | Gwendolyn E.              |  | B | \$ 37,500.00 |  |  |  | 6/10/2009 |     |     |     | 68% |
| 299 | Gertrude P.               |  | B | \$ 37,500.00 |  |  |  | 6/26/2009 |     |     |     | 74% |
| 300 | Tiffany                   |  | B | \$ 37,500.00 |  |  |  | 6/25/2009 |     |     |     | 63% |
| 301 | Yolanda                   |  | B | \$ 37,500.00 |  |  |  | 6/1/2009  |     |     | 48% |     |
| 368 |                           |  |   |              |  |  |  | TOTALS    | 5   | 61  | 235 |     |
| 369 |                           |  |   |              |  |  |  | AVERAGE   | 27% | 43% | 67% |     |

370  
371  
372  
373  
374  
375  
376  
377  
378  
379  
380

**TABLE 6**

**COMMUNITY DEVELOPMENT BLOCK GRANT  
EXPENDITURES**

| Grant         | HUD<br>PROG<br>CODE | HUD<br>SPONSORED<br>PROGRAM | HUD<br>ACCT.<br>NO.                 | CDBG<br>PROGRAM DESCRIPTION | Budget              | SAP<br>FISCAL YTD | CITY<br>INCEPTION<br>TO DATE | IDIS<br>BUDGET<br>AMOUNT | FISCAL<br>YTD<br>per PR05 | IDIS<br>DRAW<br>TO DATE |
|---------------|---------------------|-----------------------------|-------------------------------------|-----------------------------|---------------------|-------------------|------------------------------|--------------------------|---------------------------|-------------------------|
| 32000001-2006 | 05D-5S09            |                             | 8007 ANTI-GANG                      |                             | 92,410.51           | -                 | 92,410.51                    | -                        | -                         | -                       |
| 32000007-2006 | 05D-S909            |                             | 8007 ANTI-GANG                      |                             | 98,922.84           | -                 | 98,922.84                    | 191,333.35               | -                         | 191,333.35              |
|               |                     |                             | <b>8007 Total</b>                   |                             | <b>191,333.35</b>   | -                 | <b>191,333.35</b>            | <b>191,333.35</b>        | -                         | <b>191,333.35</b>       |
|               | S484                |                             | 362 ANTI-GANG INITIATIVE            |                             | 140,530.27          | -                 | 140,530.27                   | -                        | -                         | -                       |
|               | S584                |                             | 362 ANTI-GANG INITIATIVE            |                             | 134,000.37          | -                 | 134,000.37                   | -                        | -                         | -                       |
|               | S684                |                             | 362 ANTI-GANG INITIATIVE            |                             | 119,229.98          | -                 | 119,229.98                   | -                        | -                         | -                       |
| 32000009-2006 | 05D-S784            |                             | 362 ANTI-GANG INITIATIVE            |                             | 153,447.84          | -                 | 153,447.84                   | -                        | -                         | -                       |
|               | S809                |                             | 362 ANTI-GANG INITIATIVE            |                             | 149,573.19          | -                 | 149,573.19                   | -                        | -                         | -                       |
| 32000005-2006 | 05I-1S09            |                             | 362 ANTI-GANG INITIATIVE            |                             | 99,994.10           | (5.90)            | 99,994.10                    | -                        | -                         | -                       |
|               | 2S09                |                             | 362 ANTI-GANG INITIATIVE            |                             | 97,827.46           | -                 | 97,827.46                    | -                        | -                         | -                       |
| 32000003-2006 | 05I-3S09            |                             | 362 ANTI-GANG INITIATIVE            |                             | 140,283.77          | -                 | 140,283.77                   | 765,726.68               | 3,645.59                  | 765,726.68              |
|               |                     |                             | <b>362 Total</b>                    |                             | <b>1,034,886.98</b> | <b>(5.90)</b>     | <b>1,034,886.98</b>          | <b>765,726.68</b>        | <b>3,645.59</b>           | <b>765,726.68</b>       |
| 32000006-2006 | 05I-S009            |                             | 8674 ANTI-GANG INIT.                |                             | 58,869.79           | -                 | 58,869.79                    | 58,869.79                | 126.45                    | 58,869.79               |
|               |                     |                             | <b>8674 Total</b>                   |                             | <b>58,869.79</b>    | -                 | <b>58,869.79</b>             | <b>58,869.79</b>         | <b>126.45</b>             | <b>58,869.79</b>        |
| 32000001-2006 | 05L-5S73            |                             | 9604 ST. PAUL MISSIONARY-AFTER SCH  |                             | 30,000.00           | 29,637.15         | 29,637.15                    | 30,000.00                | 29,637.15                 | 29,637.15               |
|               |                     |                             | <b>9604 Total</b>                   |                             | <b>30,000.00</b>    | <b>29,637.15</b>  | <b>29,637.15</b>             | <b>30,000.00</b>         | <b>29,637.15</b>          | <b>29,637.15</b>        |
| 32000001-2007 | 05L-6S01            |                             | 8408 DAYCARE UNALLOCATED            |                             | 517,500.00          | -                 | 517,500.00                   | 517,500.00               | -                         | 517,500.00              |
|               |                     |                             | <b>8408 Total</b>                   |                             | <b>517,500.00</b>   | -                 | <b>517,500.00</b>            | <b>517,500.00</b>        | -                         | <b>517,500.00</b>       |
| 32000007-2006 | 05L-S901            |                             | 7709 DAY CARE UNALLOCATED           |                             | 50,316.80           | -                 | 50,316.80                    | 864,710.55               | 69,271.80                 | 864,710.55              |
| 32000002-2006 | 05L-4S01            |                             | 7709 DAY CARE-UNALLOCATED           |                             | 814,393.75          | 33,009.61         | 814,393.75                   | -                        | -                         | -                       |
|               |                     |                             | <b>7709 Total</b>                   |                             | <b>864,710.55</b>   | <b>33,009.61</b>  | <b>864,710.55</b>            | <b>864,710.55</b>        | <b>69,271.80</b>          | <b>864,710.55</b>       |
| 32000012-2006 | 05L-S402            |                             | 616 CCC/DAY CARE PROG. COST         |                             | 847,821.35          | -                 | 847,821.35                   | -                        | -                         | -                       |
|               |                     |                             | <b>616 Total</b>                    |                             | <b>847,821.35</b>   | -                 | <b>847,821.35</b>            | -                        | -                         | -                       |
| 32000001-2006 | 05-5S35             |                             | 9732 CCC - Emergency Shelter Progra |                             | 68,008.97           | 68,008.97         | 68,008.97                    | 68,008.97                | 68,008.97                 | 68,008.97               |
|               |                     |                             | <b>9732 Total</b>                   |                             | <b>68,008.97</b>    | <b>68,008.97</b>  | <b>68,008.97</b>             | <b>68,008.97</b>         | <b>68,008.97</b>          | <b>68,008.97</b>        |
| 32000001-2007 | 05L-6S13            |                             | 8407 ADMIN DAY CARE/JUV. DELINQ PRO |                             | 129,093.52          | -                 | 129,093.52                   | 129,093.52               | -                         | 129,093.52              |
|               |                     |                             | <b>8407 Total</b>                   |                             | <b>129,093.52</b>   | -                 | <b>129,093.52</b>            | <b>129,093.52</b>        | -                         | <b>129,093.52</b>       |
| 32000001-2006 | 05D-5S13            |                             | ADMIN DAY CARE/JUV. DELINQ PRO      |                             | 113,890.62          | 113,890.62        | 113,890.62                   | 163,837.00               | 55,583.46                 | 129,758.42              |
| 32000001-2006 | 05D-5S14            |                             | 9575 CCC-Juvenile-Admin             |                             | 49,946.38           | 15,867.80         | 15,867.80                    | -                        | -                         | -                       |
| 32000001-2009 | 05D-8S17            |                             | 9575 CCC-Juvenile-Admin             |                             | <b>163,837.00</b>   | <b>129,758.42</b> | <b>129,758.42</b>            | <b>163,837.00</b>        | <b>55,583.46</b>          | <b>129,758.42</b>       |
|               |                     |                             | <b>9575 Total</b>                   |                             | <b>459,616.00</b>   | <b>249,951.25</b> | <b>249,951.25</b>            | <b>459,616.00</b>        | <b>235,254.43</b>         | <b>249,951.25</b>       |
| 32000001-2009 | 05D-8S19            |                             | 9573 CCC-Juvenile-Admin             |                             | <b>459,616.00</b>   | <b>249,951.25</b> | <b>249,951.25</b>            | <b>459,616.00</b>        | <b>235,254.43</b>         | <b>249,951.25</b>       |
|               |                     |                             | <b>9573 Total</b>                   |                             | <b>38,411.00</b>    | -                 | <b>38,411.00</b>             | -                        | -                         | -                       |
| 32000001-2008 | 05L-7S13            |                             | ADMIN. DAYCARE/JUV DELINQ PROG      |                             | 10,806.72           | 10,802.31         | 10,802.31                    | 10,806.72                | 10,802.31                 | 10,802.31               |
| 32000002-2006 | 05L-4S03            |                             | 9764 CCC-Child Care Program         |                             | <b>10,806.72</b>    | <b>10,802.31</b>  | <b>10,802.31</b>             | <b>10,806.72</b>         | <b>10,802.31</b>          | <b>10,802.31</b>        |
|               |                     |                             | <b>9764 Total</b>                   |                             | <b>445,194.00</b>   | <b>268,948.10</b> | <b>268,948.10</b>            | <b>597,694.00</b>        | <b>328,387.92</b>         | <b>408,914.19</b>       |
| 32000001-2009 | 05L-8S48            |                             | 9572 CCC-DAY CARE                   |                             | <b>445,194.00</b>   | <b>268,948.10</b> | <b>268,948.10</b>            | <b>597,694.00</b>        | <b>328,387.92</b>         | <b>408,914.19</b>       |
|               |                     |                             | <b>9572 Total</b>                   |                             | <b>2,500.00</b>     | -                 | <b>2,500.00</b>              | -                        | -                         | -                       |
| 32000001-2009 | 05L-8S09            |                             | CCC-Day Care-Admin                  |                             | 150,000.00          | 139,966.09        | 139,966.09                   | -                        | -                         | -                       |
| 32000001-2006 | 05L-5S15            |                             | 9574 CCC-Day Care-Admin             |                             | <b>150,000.00</b>   | <b>139,966.09</b> | <b>139,966.09</b>            | -                        | -                         | -                       |
|               |                     |                             | <b>9574 Total</b>                   |                             | <b>233,707.03</b>   | -                 | <b>233,707.03</b>            | <b>233,707.03</b>        | -                         | <b>233,707.03</b>       |
| 32000001-2006 | 05-5S43             |                             | 8354 CENTER FOR MENTAL RETARDATION  |                             | <b>233,707.03</b>   | -                 | <b>233,707.03</b>            | <b>233,707.03</b>        | -                         | <b>233,707.03</b>       |
|               |                     |                             | <b>8354 Total</b>                   |                             | <b>200,000.00</b>   | -                 | <b>200,000.00</b>            | <b>200,000.00</b>        | <b>97,302.80</b>          | <b>200,000.00</b>       |
| 32000002-2006 | 05O-4S75            |                             | 9099 CENTER FOR MENTAL RETARDATION  |                             | <b>200,000.00</b>   | <b>97,302.80</b>  | <b>200,000.00</b>            | <b>200,000.00</b>        | <b>97,302.80</b>          | <b>200,000.00</b>       |



| Grant         | HUD<br>PROG<br>CODE | HUD<br>SPONSORED<br>PROGRAM | HUD<br>ACCT.<br>NO. | CDBG<br>PROGRAM DESCRIPTION    | Budget            | SAP<br>FISCAL YTD | CITY<br>INCEPTION<br>TO DATE | IDIS<br>BUDGET<br>AMOUNT | FISCAL<br>YTD<br>per PR05 | IDIS<br>DRAW<br>TO DATE |
|---------------|---------------------|-----------------------------|---------------------|--------------------------------|-------------------|-------------------|------------------------------|--------------------------|---------------------------|-------------------------|
|               |                     |                             | <b>9099 Total</b>   |                                | <b>200,000.00</b> | <b>97,302.80</b>  | <b>200,000.00</b>            | <b>200,000.00</b>        | <b>97,302.80</b>          | <b>200,000.00</b>       |
| 32000001-2009 | 05B-8S50            |                             | 9683                | Center for Mental Retardation  | 180,276.00        | 79,058.86         | 92,212.67                    | 180,276.00               | 79,058.86                 | 79,058.86               |
|               |                     |                             | <b>9683 Total</b>   |                                | <b>180,276.00</b> | <b>79,058.86</b>  | <b>92,212.67</b>             | <b>180,276.00</b>        | <b>79,058.86</b>          | <b>79,058.86</b>        |
| 32000002-2006 | 20-4A71             |                             | 7718                | COALITION FOR HOMELESS         | 150,913.90        | 1,526.52          | 150,913.90                   | 150,913.90               | 29,913.90                 | 150,913.90              |
|               |                     |                             | <b>7718 Total</b>   |                                | <b>150,913.90</b> | <b>1,526.52</b>   | <b>150,913.90</b>            | <b>150,913.90</b>        | <b>29,913.90</b>          | <b>150,913.90</b>       |
| 32000001-2006 | 20-5A71             |                             | 8006                | COALITION FOR HOMELESS         | 126,234.83        | -                 | 126,234.83                   | 126,234.83               | -                         | 126,234.83              |
|               |                     |                             | <b>8006 Total</b>   |                                | <b>126,234.83</b> | <b>-</b>          | <b>126,234.83</b>            | <b>126,234.83</b>        | <b>-</b>                  | <b>126,234.83</b>       |
| 32000001-2007 | 20-6A71             |                             | 8412                | COALITION FOR HOMELESS         | 127,992.25        | -                 | 127,992.25                   | 127,992.25               | -                         | 127,992.25              |
|               |                     |                             | <b>8412 Total</b>   |                                | <b>127,992.25</b> | <b>-</b>          | <b>127,992.25</b>            | <b>127,992.25</b>        | <b>-</b>                  | <b>127,992.25</b>       |
| 32000001-2007 | 05-6A72             |                             | 8420                | HOMELESS MGMT INFO SYS         | 47,550.00         | -                 | 47,550.00                    | 47,550.00                | -                         | 47,550.00               |
|               |                     |                             | <b>8420 Total</b>   |                                | <b>47,550.00</b>  | <b>-</b>          | <b>47,550.00</b>             | <b>47,550.00</b>         | <b>-</b>                  | <b>47,550.00</b>        |
| 32000001-2006 | 20-5A72             |                             |                     | HOMELESS MGMT INFO SYS         | 62,584.00         | -                 | -                            | -                        | -                         | -                       |
| 32000001-2009 | 05-8S72             |                             | 9638                | Homeless Mgmt Information      | 54,083.00         | 25,898.69         | 29,641.14                    | 54,083.00                | 29,641.14                 | 29,641.14               |
|               |                     |                             | <b>9638 Total</b>   |                                | <b>54,083.00</b>  | <b>25,898.69</b>  | <b>29,641.14</b>             | <b>54,083.00</b>         | <b>29,641.14</b>          | <b>29,641.14</b>        |
| 32000001-2008 | 20-7A71             |                             | 8901                | COALITION FOR HOMELESS         | 135,215.00        | 55,099.26         | 130,302.93                   | 135,215.00               | 55,099.26                 | 130,302.93              |
|               |                     |                             | <b>8901 Total</b>   |                                | <b>135,215.00</b> | <b>55,099.26</b>  | <b>130,302.93</b>            | <b>135,215.00</b>        | <b>55,099.26</b>          | <b>130,302.93</b>       |
| 32000001-2009 | 20-8A71             |                             | 9633                | Coalition for the Homeless     | 133,415.00        | 67,302.32         | 75,671.27                    | 133,415.00               | 75,671.27                 | 75,671.27               |
|               |                     |                             | <b>9633 Total</b>   |                                | <b>133,415.00</b> | <b>67,302.32</b>  | <b>75,671.27</b>             | <b>133,415.00</b>        | <b>75,671.27</b>          | <b>75,671.27</b>        |
| 32000001-2008 | 05-7A72             |                             | 8900                | HOMELESS MGMT INFO SYSTEM      | 58,200.00         | 5,655.57          | 23,796.68                    | 58,200.00                | 5,655.57                  | 23,796.68               |
|               |                     |                             | <b>8900 Total</b>   |                                | <b>58,200.00</b>  | <b>5,655.57</b>   | <b>23,796.68</b>             | <b>58,200.00</b>         | <b>5,655.57</b>           | <b>23,796.68</b>        |
| 32000001-2006 | 05-5S70             |                             |                     | COMMUNITY GARDEN PROGRAM       | 7,264.27          | -                 | -                            | -                        | -                         | -                       |
| 32000006-2006 | 05-S050             |                             |                     | COMMUNITY GARDEN PROGRAM       | 6,235.73          | -                 | -                            | -                        | -                         | -                       |
| 32000008-2006 | 05-S838             |                             | 8161                | COVENANT COMMTY CAPITAL CORP.  | 50,000.00         | -                 | 50,000.00                    | 50,000.00                | -                         | 50,000.00               |
|               |                     |                             | <b>8161 Total</b>   |                                | <b>50,000.00</b>  | <b>-</b>          | <b>50,000.00</b>             | <b>50,000.00</b>         | <b>-</b>                  | <b>50,000.00</b>        |
| 32000001-2006 | 05-5S48             |                             | 7993                | NAACP                          | 5,000.00          | 1,106.62          | 5,000.00                     | 5,000.00                 | -                         | 5,000.00                |
|               |                     |                             | <b>7993 Total</b>   |                                | <b>5,000.00</b>   | <b>1,106.62</b>   | <b>5,000.00</b>              | <b>5,000.00</b>          | <b>-</b>                  | <b>5,000.00</b>         |
| 32000001-2007 | 05-6S48             |                             | 9621                | Acorn Housing                  | 31,546.00         | 25,418.45         | 25,418.45                    | 31,546.00                | 25,418.45                 | 25,418.45               |
|               |                     |                             | <b>9621 Total</b>   |                                | <b>31,546.00</b>  | <b>25,418.45</b>  | <b>25,418.45</b>             | <b>31,546.00</b>         | <b>25,418.45</b>          | <b>25,418.45</b>        |
| 32000001-2009 | 05-8S63             |                             |                     | ACORN Housing                  | 31,546.00         | -                 | -                            | -                        | -                         | -                       |
| 32000001-2006 | 05-5S38             |                             | 8534                | DAY LABORER SHELTER            | 97,953.30         | -                 | 97,953.30                    | 97,953.30                | 359.06                    | 97,953.30               |
|               |                     |                             | <b>8534 Total</b>   |                                | <b>97,953.30</b>  | <b>-</b>          | <b>97,953.30</b>             | <b>97,953.30</b>         | <b>359.06</b>             | <b>97,953.30</b>        |
| 32000004-2006 | 05H-2S37            |                             | 6664                | OTHER DAY LABORER SITE OPER.   | 24,212.96         | -                 | 24,212.96                    | 24,212.96                | -                         | 24,212.96               |
|               |                     |                             | <b>6664 Total</b>   |                                | <b>24,212.96</b>  | <b>-</b>          | <b>24,212.96</b>             | <b>24,212.96</b>         | <b>-</b>                  | <b>24,212.96</b>        |
| 32000001-2006 | 05-5S44             |                             | 8229                | EL CENRE DE CORAZON            | 50,000.00         | -                 | 50,000.00                    | 50,000.00                | -                         | 50,000.00               |
|               |                     |                             | <b>8229 Total</b>   |                                | <b>50,000.00</b>  | <b>-</b>          | <b>50,000.00</b>             | <b>50,000.00</b>         | <b>-</b>                  | <b>50,000.00</b>        |
| 32000001-2007 | 05-6S45             |                             | 8626                | EL CENTRO DE CORAZON           | 50,000.00         | -                 | 50,000.00                    | 50,000.00                | -                         | 50,000.00               |
|               |                     |                             | <b>8626 Total</b>   |                                | <b>50,000.00</b>  | <b>-</b>          | <b>50,000.00</b>             | <b>50,000.00</b>         | <b>-</b>                  | <b>50,000.00</b>        |
| 32000001-2008 | 05-7S45             |                             | 9620                | EL CENTRO DE CORAZON           | 50,000.00         | -                 | 50,000.00                    | 50,000.00                | -                         | 50,000.00               |
|               |                     |                             | <b>9620 Total</b>   |                                | <b>50,000.00</b>  | <b>-</b>          | <b>50,000.00</b>             | <b>50,000.00</b>         | <b>-</b>                  | <b>50,000.00</b>        |
| 32000001-2009 | 05-8S45             |                             | 9795                | Operat Asst-El Centro de Coraz | 45,069.00         | -                 | -                            | 45,069.00                | -                         | -                       |
|               |                     |                             | <b>9795 Total</b>   |                                | <b>45,069.00</b>  | <b>-</b>          | <b>-</b>                     | <b>45,069.00</b>         | <b>-</b>                  | <b>-</b>                |
| 32000001-2008 | 05A-7S15            |                             | 9070                | ELDERLY TRANSPORTATION         | 52,699.68         | -                 | 52,699.68                    | 52,699.68                | -                         | 52,699.68               |
|               |                     |                             | <b>9070 Total</b>   |                                | <b>52,699.68</b>  | <b>-</b>          | <b>52,699.68</b>             | <b>52,699.68</b>         | <b>-</b>                  | <b>52,699.68</b>        |
| 32000001-2008 | 05A-7S16            |                             | 9068                | ELDERLY CONGREGATE MEALS       | 177,995.39        | -                 | 177,995.39                   | 177,995.39               | -                         | 177,995.39              |



| Grant         | HUD<br>PROG<br>CODE | HUD<br>SPONSORED<br>PROGRAM | HUD<br>ACCT.<br>NO.                   | CDBG<br>PROGRAM DESCRIPTION | Budget       | SAP<br>FISCAL YTD | CITY<br>INCEPTION<br>TO DATE | IDIS<br>BUDGET<br>AMOUNT | FISCAL<br>YTD<br>per PR05 | IDIS<br>DRAW<br>TO DATE |
|---------------|---------------------|-----------------------------|---------------------------------------|-----------------------------|--------------|-------------------|------------------------------|--------------------------|---------------------------|-------------------------|
| 32000001-2008 | 05A-7S17            |                             | 9068 Total                            |                             | 177,995.39   | -                 | 177,995.39                   | 177,995.39               | -                         | 177,995.39              |
|               |                     |                             | 9069 ELDERLY CARE SERVICES            |                             | 326,698.41   | -                 | 326,698.41                   | 326,698.41               | -                         | 326,698.41              |
| 32000001-2009 | 05A-8S15            |                             | 9069 Total                            |                             | 326,698.41   | -                 | 326,698.41                   | 326,698.41               | -                         | 326,698.41              |
|               |                     |                             | 9731 Elderly - Transportation         |                             | 20,000.00    | -                 | -                            | 20,000.00                | -                         | -                       |
| 32000001-2009 | 05A-8S16            |                             | 9731 Total                            |                             | 20,000.00    | -                 | -                            | 20,000.00                | -                         | -                       |
|               |                     |                             | 9730 Elderly - Home Delivered Meals   |                             | 482,432.00   | 482,432.00        | 482,432.00                   | 482,432.00               | 436,573.50                | 482,432.00              |
| 32000001-2007 | 05A-6S14            |                             | 9730 Total                            |                             | 482,432.00   | 482,432.00        | 482,432.00                   | 482,432.00               | 436,573.50                | 482,432.00              |
| 32000002-2006 | 05-4S34             |                             | 8503 ELDERLY SERVICES-UNALLOCATED     |                             | 562,286.28   | -                 | 562,286.28                   | 562,286.28               | -                         | 562,286.28              |
|               |                     |                             | 8503 Total                            |                             | 562,286.28   | -                 | 562,286.28                   | 562,286.28               | -                         | 562,286.28              |
| 32000001-2006 | 05-5S34             |                             | 7713 ESSEN. & SUPPORT SERV.           |                             | 765,000.00   | 9,562.48          | 734,485.31                   | 765,000.00               | 32,592.44                 | 734,485.31              |
|               |                     |                             | 7713 Total                            |                             | 765,000.00   | 9,562.48          | 734,485.31                   | 765,000.00               | 32,592.44                 | 734,485.31              |
| 32000001-2007 | 05-6S34             |                             | 8034 ESSEN & SUPPORT (ESG MATCH)      |                             | 512,264.30   | -                 | 512,264.30                   | 512,264.30               | -                         | 512,264.30              |
|               |                     |                             | 8034 Total                            |                             | 512,264.30   | -                 | 512,264.30                   | 512,264.30               | -                         | 512,264.30              |
| 32000001-2008 | 05-7S34             |                             | 8421 ESSEN & SUPPORT SERV-ESG MATCH   |                             | 631,991.03   | -                 | 631,991.03                   | 631,991.03               | -                         | 631,991.03              |
|               |                     |                             | 8421 Total                            |                             | 631,991.03   | -                 | 631,991.03                   | 631,991.03               | -                         | 631,991.03              |
| 32000001-2009 | 05-8S34             |                             | 9071 ESSEN & SUPPORT SER- ESG MATCH   |                             | 700,000.00   | 183,436.71        | 635,000.00                   | 700,000.00               | 174,990.71                | 635,000.00              |
|               |                     |                             | 9071 Total                            |                             | 700,000.00   | 183,436.71        | 635,000.00                   | 700,000.00               | 174,990.71                | 635,000.00              |
| 32000012-2006 | 05-S478             |                             | 9639 Essen. & Support (ESG Match)     |                             | 700,000.00   | 349,903.30        | 349,903.30                   | 700,000.00               | 248,184.22                | 349,903.30              |
|               | S578                |                             | 9639 Total                            |                             | 700,000.00   | 349,903.30        | 349,903.30                   | 700,000.00               | 248,184.22                | 349,903.30              |
|               | S579                |                             | 357 HOMELESS ASSIST/ESGP MATCH        |                             | 362,052.00   | -                 | 362,052.00                   | -                        | -                         | -                       |
|               | S678                |                             | 357                                   |                             | 354,902.00   | -                 | 354,902.00                   | 5,220,177.53             | -                         | 5,220,177.53            |
|               | S768                |                             | 357                                   |                             | 279,748.00   | -                 | 279,748.00                   | -                        | -                         | -                       |
|               | S834                |                             | 357                                   |                             | 620,800.00   | -                 | 620,800.00                   | -                        | -                         | -                       |
|               | S934                |                             | 357                                   |                             | 500,000.00   | -                 | 500,000.00                   | -                        | -                         | -                       |
|               | S034                |                             | 357                                   |                             | 700,000.00   | -                 | 700,000.00                   | -                        | -                         | -                       |
|               | 1S34                |                             | 357                                   |                             | 700,000.00   | -                 | 700,000.00                   | -                        | -                         | -                       |
|               | 2S34                |                             | 357                                   |                             | 700,000.00   | -                 | 700,000.00                   | -                        | -                         | -                       |
|               | 3S34                |                             | 357                                   |                             | 709,554.00   | -                 | 709,554.00                   | -                        | -                         | -                       |
| 32000001-2007 | 05-6S43             |                             | 357 Total                             |                             | 6,327,056.00 | -                 | 6,327,056.00                 | 5,220,177.53             | -                         | 5,220,177.53            |
| 32000001-2007 | 05D-6S11            |                             | SUPPORTIVE HEALTH SERVICES            |                             | 22,629.00    | -                 | -                            | -                        | -                         | -                       |
| 32000001-2008 | 05D-7S11            |                             | GRAFFITI REMOVAL/TRUANCY PROG         |                             | 500.00       | -                 | -                            | -                        | -                         | -                       |
|               |                     |                             | 9067 GRAFFITI REMOVAL/TRUANCY PROGRAM |                             | 76,400.00    | (27.51)           | 76,400.00                    | 76,400.00                | 13,722.49                 | 76,400.00               |
|               |                     |                             | 9067 Total                            |                             | 76,400.00    | (27.51)           | 76,400.00                    | 76,400.00                | 13,722.49                 | 76,400.00               |
| 32000001-2009 | 05I-8S11            |                             | 9619 Graffiti Removal                 |                             | 68,866.00    | 50,470.23         | 50,470.23                    | 68,866.00                | 50,470.23                 | 50,470.23               |
|               |                     |                             | 9619 Total                            |                             | 68,866.00    | 50,470.23         | 50,470.23                    | 68,866.00                | 50,470.23                 | 50,470.23               |
| 32000002-2006 | 05I-4S11            |                             | 8397 ANTI-GANG GRAFFITI               |                             | 83,276.40    | -                 | 83,276.40                    | 83,276.40                | -                         | 83,276.40               |
|               |                     |                             | 8397 Total                            |                             | 83,276.40    | -                 | 83,276.40                    | 83,276.40                | -                         | 83,276.40               |
| 32000005-2006 | 05I-1S02            |                             | 9117 HC STAY IN SCHOOL GRAFFITI REM   |                             | 61,719.43    | -                 | 61,719.43                    | 189,137.00               | 27,997.78                 | 161,228.80              |
| 32000002-2006 | 05I-4S09            |                             | 9117 Harris County Stay in School     |                             | 28,280.57    | -                 | 28,280.57                    | -                        | -                         | -                       |
| 32000001-2008 | 05-7S18             |                             | 9117 Harris County Stay in School     |                             | 99,137.00    | 27,997.78         | 71,228.80                    | -                        | -                         | -                       |
|               |                     |                             | 9117 Total                            |                             | 189,137.00   | 27,997.78         | 161,228.80                   | 189,137.00               | 27,997.78                 | 161,228.80              |
| 32000001-2009 | 05-8S18             |                             | 9750 Harris County Stay in School     |                             | 89,360.00    | 48,250.01         | 48,250.01                    | 89,360.00                | 48,250.01                 | 48,250.01               |
|               |                     |                             | 9750 Total                            |                             | 89,360.00    | 48,250.01         | 48,250.01                    | 89,360.00                | 48,250.01                 | 48,250.01               |

| Grant         | HUD<br>PROG<br>CODE | HUD<br>SPONSORED<br>PROGRAM | HUD<br>ACCT.<br>NO. | CDBG<br>PROGRAM DESCRIPTION    | Budget            | SAP<br>FISCAL YTD | CITY<br>INCEPTION<br>TO DATE | IDIS<br>BUDGET<br>AMOUNT | FISCAL<br>YTD<br>per PR05 | IDIS<br>DRAW<br>TO DATE |
|---------------|---------------------|-----------------------------|---------------------|--------------------------------|-------------------|-------------------|------------------------------|--------------------------|---------------------------|-------------------------|
| 32000001-2006 | 05-5S42             |                             | 9750 Total          |                                | 89,360.00         | 48,250.01         | 48,250.01                    | 89,360.00                | 48,250.01                 | 48,250.01               |
|               |                     |                             | 8525                | HEALTHCARE FOR HOMELESS        | 100,000.00        | -                 | 100,000.00                   | 100,000.00               | -                         | 100,000.00              |
|               |                     |                             | <b>8525 Total</b>   |                                | <b>100,000.00</b> | -                 | <b>100,000.00</b>            | <b>100,000.00</b>        | -                         | <b>100,000.00</b>       |
| 32000001-2009 | 05M-8S27            |                             | 9636                | Healthcare for the Homeless    | 117,180.00        | 70,448.47         | 70,448.47                    | 117,180.00               | 41,962.73                 | 70,448.47               |
|               |                     |                             | <b>9636 Total</b>   |                                | <b>117,180.00</b> | <b>70,448.47</b>  | <b>70,448.47</b>             | <b>117,180.00</b>        | <b>41,962.73</b>          | <b>70,448.47</b>        |
| 32000001-2008 | 05-7S27             |                             | 8963                | Healthcare for Homeless        | 130,000.00        | 38,996.39         | 130,000.00                   | 130,000.00               | 50,788.67                 | 130,000.00              |
|               |                     |                             | <b>8963 Total</b>   |                                | <b>130,000.00</b> | <b>38,996.39</b>  | <b>130,000.00</b>            | <b>130,000.00</b>        | <b>50,788.67</b>          | <b>130,000.00</b>       |
| 32000002-2006 | 05-4S53             |                             | 8505                | HEART-PROGRAM                  | 185,648.36        | -                 | 185,648.36                   | 185,648.36               | -                         | 185,648.36              |
|               |                     |                             | <b>8505 Total</b>   |                                | <b>185,648.36</b> | -                 | <b>185,648.36</b>            | <b>185,648.36</b>        | -                         | <b>185,648.36</b>       |
| 32000001-2006 | 05-5S53             |                             | 8023                | HEART PROJECT                  | 269,453.24        | -                 | 269,453.24                   | 269,453.24               | -                         | 269,453.24              |
|               |                     |                             | <b>8023 Total</b>   |                                | <b>269,453.24</b> | -                 | <b>269,453.24</b>            | <b>269,453.24</b>        | -                         | <b>269,453.24</b>       |
| 32000001-2008 | 05-7S38             |                             | 9078                | HEART ENTREPRENUERSHIP PROGRAM | 225,000.00        | 110,655.59        | 224,877.88                   | 225,000.00               | 127,014.42                | 224,877.88              |
|               |                     |                             | <b>9078 Total</b>   |                                | <b>225,000.00</b> | <b>110,655.59</b> | <b>224,877.88</b>            | <b>225,000.00</b>        | <b>127,014.42</b>         | <b>224,877.88</b>       |
| 32000001-2009 | 05-8S38             |                             | 9648                | HEART Occupational Skills      | 202,811.00        | 40,541.49         | 40,541.49                    | 202,811.00               | 40,541.49                 | 40,541.49               |
|               |                     |                             | <b>9648 Total</b>   |                                | <b>202,811.00</b> | <b>40,541.49</b>  | <b>40,541.49</b>             | <b>202,811.00</b>        | <b>40,541.49</b>          | <b>40,541.49</b>        |
| 32000001-2007 | 05-6S36             |                             | 8422                | HIV & AIDS EDUCATION           | 299,793.00        | -                 | 299,793.00                   | 299,793.00               | -                         | 299,793.00              |
|               |                     |                             | <b>8422 Total</b>   |                                | <b>299,793.00</b> | -                 | <b>299,793.00</b>            | <b>299,793.00</b>        | -                         | <b>299,793.00</b>       |
| 32000001-2008 | 05-7S36             |                             | 8965                | HIV & AIDS EDUCATION           | 276,402.00        | 60,978.97         | 276,402.00                   | 276,402.00               | 78,737.21                 | 276,402.00              |
|               |                     |                             | <b>8965 Total</b>   |                                | <b>276,402.00</b> | <b>60,978.97</b>  | <b>276,402.00</b>            | <b>276,402.00</b>        | <b>78,737.21</b>          | <b>276,402.00</b>       |
| 32000001-2009 | 05M-8S36            |                             | 9624                | HIV/AIDS Education             | 249,144.00        | 195,582.25        | 195,582.25                   | 249,144.00               | 195,581.89                | 195,582.25              |
|               |                     |                             | <b>9624 Total</b>   |                                | <b>249,144.00</b> | <b>195,582.25</b> | <b>195,582.25</b>            | <b>249,144.00</b>        | <b>195,581.89</b>         | <b>195,582.25</b>       |
| 32000002-2006 | 05Q-2S50            |                             | 8946                | COALITION-RAPID REHOUSING PROG | 4,200.00          | -                 | -                            | 75,106.00                | -                         | 60,925.00               |
|               |                     |                             | <b>8946 Total</b>   |                                | <b>4,200.00</b>   | -                 | -                            | <b>75,106.00</b>         | -                         | <b>60,925.00</b>        |
| 32000001-2006 | 05Q-5S69            |                             |                     | COALITION-RAPID REHOUSING PROG | 70,906.00         | -                 | 60,925.00                    | -                        | -                         | -                       |
| 32000001-2009 | 05-8S69             |                             | 9637                | Rapid Re-Housing               | 54,917.00         | -                 | 20,837.74                    | 54,917.00                | 9,192.28                  | 20,837.74               |
|               |                     |                             | <b>9637 Total</b>   |                                | <b>54,917.00</b>  | -                 | <b>20,837.74</b>             | <b>54,917.00</b>         | <b>9,192.28</b>           | <b>20,837.74</b>        |
| 32000002-2006 | 06-4C25             |                             | 8008                | INT-ASST REMOV ABAND CARS&TIRE | 26,060.00         | -                 | 26,060.00                    | 26,060.00                | -                         | 26,060.00               |
|               |                     |                             | <b>8008 Total</b>   |                                | <b>26,060.00</b>  | -                 | <b>26,060.00</b>             | <b>26,060.00</b>         | -                         | <b>26,060.00</b>        |
| 32000002-2006 | 06-4C27             |                             | 7876                | INT-ASST OVERTIME              | 140,000.00        | -                 | 140,000.00                   | 140,000.00               | 5,633.26                  | 140,000.00              |
|               |                     |                             | <b>7876 Total</b>   |                                | <b>140,000.00</b> | -                 | <b>140,000.00</b>            | <b>140,000.00</b>        | <b>5,633.26</b>           | <b>140,000.00</b>       |
| 32000002-2006 | 06-4C38             |                             | 8009                | INT-ASST MOWING VACANT LOT     | 318,560.00        | -                 | 318,560.00                   | 318,560.00               | -                         | 318,560.00              |
|               |                     |                             | <b>8009 Total</b>   |                                | <b>318,560.00</b> | -                 | <b>318,560.00</b>            | <b>318,560.00</b>        | -                         | <b>318,560.00</b>       |
| 32000002-2006 | 06-4C39             |                             | 8010                | INT-ASST HAUL & DISPOSE WASTE  | 313,776.80        | -                 | 313,776.80                   | 313,776.80               | 9,579.07                  | 313,776.80              |
|               |                     |                             | <b>8010 Total</b>   |                                | <b>313,776.80</b> | -                 | <b>313,776.80</b>            | <b>313,776.80</b>        | <b>9,579.07</b>           | <b>313,776.80</b>       |
| 32000002-2006 | 06-4C37             |                             | 8011                | RIGHT OF WAY CLEANUP Total     | 6,750.00          | -                 | 6,750.00                     | 6,750.00                 | -                         | 6,750.00                |
|               |                     |                             | <b>8011 Total</b>   |                                | <b>6,750.00</b>   | -                 | <b>6,750.00</b>              | <b>6,750.00</b>          | -                         | <b>6,750.00</b>         |
| 32000004-2006 | 03-2C51             |                             | 7826                | INTERNET BASED SECURITY        | 88,051.10         | -                 | 88,051.10                    | 88,051.10                | -                         | 88,051.10               |
|               |                     |                             | <b>7826 Total</b>   |                                | <b>88,051.10</b>  | -                 | <b>88,051.10</b>             | <b>88,051.10</b>         | -                         | <b>88,051.10</b>        |
| 32000001-2007 | 05D-6S50            |                             | 8613                | JEWISH COMMUNITY CENTER        | 21,673.72         | -                 | 21,673.72                    | 21,673.72                | -                         | 21,673.72               |
|               |                     |                             | <b>8613 Total</b>   |                                | <b>21,673.72</b>  | -                 | <b>21,673.72</b>             | <b>21,673.72</b>         | -                         | <b>21,673.72</b>        |
| 32000001-2007 | 05-6S47             |                             | 9618                | Jewish Community Center        | 25,000.00         | 24,064.89         | 24,064.89                    | 25,000.00                | 24,064.89                 | 24,064.89               |
|               |                     |                             | <b>9618 Total</b>   |                                | <b>25,000.00</b>  | <b>24,064.89</b>  | <b>24,064.89</b>             | <b>25,000.00</b>         | <b>24,064.89</b>          | <b>24,064.89</b>        |
| 32000001-2009 | 05A-8S47            |                             |                     | Jewis Community Center         | 22,535.00         | -                 | -                            | -                        | -                         | -                       |
| 32000003-2006 | 05I-3S11            |                             | 363                 | JUVENILE FIRE SETTERS          | 45,313.90         | 326.00            | 45,313.90                    | 374,859.34               | -                         | 374,859.34              |
|               |                     |                             | <b>363 Total</b>    |                                | <b>45,313.90</b>  | <b>326.00</b>     | <b>45,313.90</b>             | <b>374,859.34</b>        | -                         | <b>374,859.34</b>       |

| Grant         | HUD<br>PROG<br>CODE | SPONSORED<br>PROGRAM | HUD<br>ACCT.<br>NO. | CDBG<br>PROGRAM DESCRIPTION    | Budget              | SAP<br>FISCAL YTD | CITY<br>INCEPTION<br>TO DATE | IDIS<br>BUDGET<br>AMOUNT | FISCAL<br>YTD<br>per PR05 | IDIS<br>DRAW<br>TO DATE |
|---------------|---------------------|----------------------|---------------------|--------------------------------|---------------------|-------------------|------------------------------|--------------------------|---------------------------|-------------------------|
|               |                     | 1S11                 | 363                 |                                | 49,758.52           | -                 | 49,758.52                    | -                        | -                         | -                       |
|               |                     | S911                 | 363                 |                                | 49,872.11           | -                 | 49,872.11                    | -                        | -                         | -                       |
|               |                     | S485                 | 363                 |                                | 49,980.00           | -                 | 49,980.00                    | -                        | -                         | -                       |
|               |                     | S585                 | 363                 |                                | 60,600.00           | -                 | 60,600.00                    | -                        | -                         | -                       |
|               |                     | S585a                | 363                 |                                | 4,533.54            | -                 | 4,533.54                     | -                        | -                         | -                       |
|               |                     | S685                 | 363                 |                                | 60,964.50           | -                 | 60,964.50                    | -                        | -                         | -                       |
|               |                     | S785                 | 363                 |                                | 49,997.50           | -                 | 49,997.50                    | -                        | -                         | -                       |
|               |                     | S811                 | 363                 |                                | 49,899.43           | -                 | 49,899.43                    | -                        | -                         | -                       |
|               |                     | S011                 | 363                 |                                | 50,000.00           | -                 | 50,000.00                    | -                        | -                         | -                       |
|               |                     | 2S11                 | 363                 |                                | 49,375.34           | -                 | 49,375.34                    | -                        | -                         | -                       |
|               |                     |                      | <b>363 Total</b>    |                                | <b>520,294.84</b>   | <b>326.00</b>     | <b>520,294.84</b>            | <b>374,859.34</b>        | -                         | <b>374,859.34</b>       |
| 32000002-2006 | 05D-4S08            |                      | 7710                | JUVENILE DELIQ. PROG.          | 1,358,507.95        | 68,595.49         | 1,350,693.42                 | 1,358,507.95             | 130,287.76                | 1,350,693.42            |
|               |                     |                      | <b>7710 Total</b>   |                                | <b>1,358,507.95</b> | <b>68,595.49</b>  | <b>1,350,693.42</b>          | <b>1,358,507.95</b>      | <b>130,287.76</b>         | <b>1,350,693.42</b>     |
| 32000002-2006 | 05D-4S09            |                      | 9733                | CCC-Juvenile Delinquency       | 60,788.29           | 60,788.29         | 60,788.29                    | 60,788.29                | 60,788.29                 | 60,788.29               |
|               |                     |                      | <b>9733 Total</b>   |                                | <b>60,788.29</b>    | <b>60,788.29</b>  | <b>60,788.29</b>             | <b>60,788.29</b>         | <b>60,788.29</b>          | <b>60,788.29</b>        |
| 32000001-2006 | 05D-5S08            |                      | 8033                | JUVENILE DELINQ. PREV.         | 535,648.08          | -                 | 535,648.08                   | 535,648.08               | -                         | 535,648.08              |
|               |                     |                      | <b>8033 Total</b>   |                                | <b>535,648.08</b>   | -                 | <b>535,648.08</b>            | <b>535,648.08</b>        | -                         | <b>535,648.08</b>       |
| 32000001-2007 | 05D-6S08            |                      | 8409                | JUVENILE DELINQUENCY PREVENT   | 533,499.61          | -                 | 533,499.61                   | 533,499.61               | -                         | 533,499.61              |
|               |                     |                      | <b>8409 Total</b>   |                                | <b>533,499.61</b>   | -                 | <b>533,499.61</b>            | <b>533,499.61</b>        | -                         | <b>533,499.61</b>       |
| 32000001-2008 | 05D-7S08            |                      | 8966                | JUVENILE DELINQ PROGRAM        | 509,902.00          | 135,248.53        | 509,902.00                   | 509,902.00               | 135,248.53                | 509,902.00              |
|               |                     |                      | <b>8966 Total</b>   |                                | <b>509,902.00</b>   | <b>135,248.53</b> | <b>509,902.00</b>            | <b>509,902.00</b>        | <b>135,248.53</b>         | <b>509,902.00</b>       |
| 32000008-2006 | 05D-S808            |                      | 1004                | JUVENILE DELINQUENCY PREVENT.  | -                   | -                 | -                            | -                        | -                         | -                       |
|               |                     |                      | <b>1004 Total</b>   |                                | -                   | -                 | -                            | -                        | -                         | -                       |
| 32000001-2009 | 05D-8S08            |                      |                     | Juvenile Delinquency Prevent   | 71,023.62           | -                 | -                            | -                        | -                         | -                       |
| 32000001-2006 | 05-5S61             |                      | 8186                | MACEDONIA OUTREACH&CAREER CTR  | 198,954.14          | -                 | 198,954.14                   | 198,954.14               | -                         | 198,954.14              |
|               |                     |                      | <b>8186 Total</b>   |                                | <b>198,954.14</b>   | -                 | <b>198,954.14</b>            | <b>198,954.14</b>        | -                         | <b>198,954.14</b>       |
| 32000001-2008 | 05-7S43             |                      |                     | MACEDONIA OUTREACH & CAREER    | 60,863.00           | -                 | -                            | -                        | -                         | -                       |
| 32000001-2007 | 05-6S46             |                      | 9623                | ACORN - Foreclosure Prevention | 155,000.00          | 107,762.72        | 107,762.72                   | 155,000.00               | 106,828.33                | 107,762.72              |
|               |                     |                      | <b>9623 Total</b>   |                                | <b>155,000.00</b>   | <b>107,762.72</b> | <b>107,762.72</b>            | <b>155,000.00</b>        | <b>106,828.33</b>         | <b>107,762.72</b>       |
| 32000003-2006 | 05L-3S02            |                      | 8524                | Neighborhood Beautifica-Signs  | 6,234.53            | -                 | 6,234.53                     | 22,200.00                | -                         | 22,200.00               |
| 32000002-2006 | 05L-4S02            |                      | 8524                | Neighborhood Beautifica-Signs  | 4,865.47            | -                 | 4,865.47                     | -                        | -                         | -                       |
| 32000005-2006 | 05-1S03             |                      | 8524                | Neighborhood Beautification    | 11,100.00           | -                 | 11,100.00                    | -                        | -                         | -                       |
|               |                     |                      | <b>8524 Total</b>   |                                | <b>22,200.00</b>    | -                 | <b>22,200.00</b>             | <b>22,200.00</b>         | -                         | <b>22,200.00</b>        |
| 32000008-2006 | 05A-S816            |                      | 978                 | HOMEBOUND CDBG AGING 98-99     | 261,930.23          | -                 | 261,930.23                   | 2,210,215.94             | 0.54                      | 2,210,215.94            |
|               | S915                |                      | 978                 |                                | 259,300.00          | -                 | 259,300.00                   | -                        | -                         | -                       |
|               | 1S15                |                      | 978                 |                                | 234,685.75          | -                 | 234,685.75                   | -                        | -                         | -                       |
|               | 2S15                |                      | 978                 |                                | 469,300.00          | -                 | 469,300.00                   | -                        | -                         | -                       |
|               | 3S15                |                      | 978                 |                                | 248,000.00          | -                 | 248,000.00                   | -                        | -                         | -                       |
|               | S016                |                      | 978                 |                                | 385,135.96          | -                 | 385,135.96                   | -                        | -                         | -                       |
|               | S753                |                      | 978                 |                                | 351,864.00          | -                 | 351,864.00                   | -                        | -                         | -                       |
|               |                     |                      | <b>978 Total</b>    |                                | <b>2,210,215.94</b> | -                 | <b>2,210,215.94</b>          | <b>2,210,215.94</b>      | <b>0.54</b>               | <b>2,210,215.94</b>     |
| 32000008-2006 | 05-S816             |                      | 8590                | Mayor's Citizens' Assist-CDBG  | 118,993.53          | -                 | 118,993.53                   | 118,993.53               | -                         | 118,993.53              |
|               |                     |                      | <b>8590 Total</b>   |                                | <b>118,993.53</b>   | -                 | <b>118,993.53</b>            | <b>118,993.53</b>        | -                         | <b>118,993.53</b>       |
| 32000001-2008 | 05-7S12             |                      | 9184                | RE-ENTRY PROGRAM               | 126,291.27          | 29,055.67         | 126,291.27                   | 126,291.27               | 111,818.22                | 126,291.27              |

| Grant         | HUD<br>PROG<br>CODE | HUD<br>SPONSORED<br>PROGRAM | HUD<br>ACCT.<br>NO. | CDBG<br>PROGRAM DESCRIPTION    | Budget       | SAP<br>FISCAL YTD | CITY<br>INCEPTION<br>TO DATE | IDIS<br>BUDGET<br>AMOUNT | FISCAL<br>YTD<br>per PR05 | IDIS<br>DRAW<br>TO DATE |
|---------------|---------------------|-----------------------------|---------------------|--------------------------------|--------------|-------------------|------------------------------|--------------------------|---------------------------|-------------------------|
| 32000001-2009 | 05-8S12             |                             | 9184                | Re-Entry/Immigrant Refugee Pro | 126,291.27   | 29,055.67         | 126,291.27                   | 126,291.27               | 111,818.22                | 126,291.27              |
| 32000001-2009 | 05-8S13             |                             | 9763                | Mayor's Immigrant & Refugee    | 67,603.00    | 56,668.07         | 59,258.89                    | 67,603.00                | 59,258.89                 | 59,258.89               |
| 32000001-2009 | 05-8S20             |                             | 9762                | Health Re-entry Program        | 67,604.00    | 38,095.63         | 40,483.17                    | 67,604.00                | 40,483.17                 | 40,483.17               |
| 32000003-2006 | 08-3HAA             |                             | 9762                | RELOCATION ASSISTANCE          | 67,604.00    | 38,095.63         | 40,483.17                    | 67,604.00                | 40,483.17                 | 40,483.17               |
| 32000004-2006 | 08-2H10             |                             | 299                 | RELOCATION ASSISTANCE          | 191,250.00   | 33,797.15         | 191,250.00                   | 585,616.42               | 38,730.35                 | 579,760.57              |
| 32000012-2006 | 08-H409             |                             | 299                 | RELOCATION ASSISTANCE          | 179,080.84   | (4,306.12)        | 173,713.69                   | -                        | -                         | -                       |
| 32000009-2006 | 08-H704             |                             | 299                 | RELOCATION ASSISTANCE PROG.    | 491,653.81   | -                 | 491,653.81                   | -                        | -                         | -                       |
|               | H203                |                             | 299                 |                                | 140,800.00   | -                 | 140,800.00                   | -                        | -                         | -                       |
|               | H411                |                             | 299                 |                                | 398,978.09   | -                 | 398,978.09                   | -                        | -                         | -                       |
|               | H411                |                             | 299                 |                                | -            | -                 | -                            | -                        | -                         | -                       |
|               | H504                |                             | 299                 |                                | -            | -                 | -                            | -                        | -                         | -                       |
|               | H604                |                             | 299                 |                                | 370,211.94   | -                 | 370,211.94                   | -                        | -                         | -                       |
| 32000001-2009 | 08-8H10             |                             | 299                 |                                | 13,303.03    | -                 | 13,303.03                    | -                        | -                         | -                       |
| 32000001-2009 | 08-8H10             |                             | 299                 |                                | 1,785,277.71 | 29,491.03         | 1,779,910.56                 | 585,616.42               | 38,730.35                 | 579,760.57              |
| 32000002-2006 | 08-4HC1             |                             | 9653                | Relocation Assistance          | 400,000.00   | 183,829.03        | 204,959.85                   | 400,000.00               | 196,725.98                | 204,505.92              |
| 32000002-2006 | 08-4HC2             |                             | 9653                | HCDD RELOCATION                | 400,000.00   | 183,829.03        | 204,959.85                   | 400,000.00               | 196,725.98                | 204,505.92              |
| 32000001-2007 | 05-6S44             |                             | 8676                | MAYOR'S OFFICE RELOCATION      | 269,804.64   | 140,294.13        | 269,804.64                   | 269,804.64               | 213,128.63                | 269,804.64              |
| 32000001-2008 | 05-7S44             |                             | 8676                | RIVERSIDE CLINIC               | 269,804.64   | 140,294.13        | 269,804.64                   | 269,804.64               | 213,128.63                | 269,804.64              |
| 32000002-2006 | 05M-4S43            |                             | 8535                |                                | 190,946.61   | -                 | 190,946.61                   | -                        | -                         | 190,946.61              |
| 32000001-2009 | 03T-8S44            |                             | 8968                | RIVERSIDE HEALTH CENTRE        | 190,946.61   | -                 | 190,946.61                   | -                        | -                         | 190,946.61              |
| 32000001-2006 | 05-5E11             |                             | 8968                | RIVERSIDE HEALTH OPERATIONS    | 200,000.00   | 52,631.68         | 199,627.00                   | 200,000.00               | -                         | 199,627.00              |
| 32000002-2006 | 05-5S27             |                             | 8153                | RIVERSIDE HEALTH OPERATIONS    | 200,000.00   | 52,631.68         | 199,627.00                   | 200,000.00               | -                         | 199,627.00              |
| 32000001-2009 | 05-5S27             |                             | 8153                | Operating Asst-Riverside Clin  | 200,000.00   | -                 | 84,247.56                    | 200,000.00               | -                         | 84,247.56               |
| 32000001-2006 | 05-4S27             |                             | 9635                | SCORE                          | 200,000.00   | -                 | 84,247.56                    | 200,000.00               | -                         | 84,247.56               |
| 32000002-2006 | 05-4S27             |                             | 8156                | SEARCH MOBILE OUTREACH         | 180,276.00   | 178,317.08        | 178,317.08                   | 180,276.00               | 178,276.98                | 178,317.08              |
| 32000001-2006 | 05-5S27             |                             | 7712                | SEARCH MOBILE OUTREACH         | 180,276.00   | 178,317.08        | 178,317.08                   | 180,276.00               | 178,276.98                | 178,317.08              |
| 32000001-2006 | 05-5S28             |                             | 8038                | SEARCH OUTREACH/HEALTH TRANS   | 57,347.10    | 57,347.10         | 57,347.10                    | 57,347.10                | -                         | 57,347.10               |
| 32000001-2007 | 05-6S27             |                             | 8156                | SEARCH MOBILE OUTREACH PROG    | 57,347.10    | -                 | 57,347.10                    | 57,347.10                | -                         | 57,347.10               |
| 32000001-2009 | 05-8S76             |                             | 7712                | SEARCH MOBILE Outreach         | 61,441.60    | -                 | 61,441.60                    | 61,441.60                | -                         | 61,441.60               |
| 32000002-2006 | 05-4S76             |                             | 7712                | Search Mobile Outreach for New | 61,441.60    | -                 | 61,441.60                    | 61,441.60                | -                         | 61,441.60               |
| 32000001-2006 | 05-5S71             |                             | 8038                | Search Mobile Outreach for New | 120,000.00   | (23,206.00)       | 120,000.00                   | 120,000.00               | 9,922.50                  | 120,000.00              |
| 32000001-2008 | 05-7S37             |                             | 8355                | SEARCH MOBILE OUTREACH         | 120,000.00   | (23,206.00)       | 120,000.00                   | 120,000.00               | 9,922.50                  | 120,000.00              |
|               |                     |                             | 8355                | SEARCH MOBILE OUTREACH         | 59,647.03    | -                 | 59,647.03                    | 59,647.03                | -                         | 59,647.03               |
|               |                     |                             | 8355                | SEARCH MOBILE OUTREACH PROG    | 59,647.03    | -                 | 59,647.03                    | 59,647.03                | -                         | 59,647.03               |
|               |                     |                             | 9649                | SEARCH Mobile Outreach         | 160,000.00   | -                 | 160,000.00                   | -                        | -                         | -                       |
|               |                     |                             | 9649                | Search Mobile Outreach for New | 148,728.00   | -                 | 139,832.88                   | 165,000.00               | 126,619.72                | 154,291.52              |
|               |                     |                             | 9649                | Search Mobile Outreach for New | 15,000.00    | -                 | 14,458.64                    | -                        | -                         | 154,291.52              |
|               |                     |                             | 9185                | MOBILE LIBRARY                 | 165,000.00   | -                 | 154,291.52                   | 165,000.00               | 126,619.72                | 154,291.52              |
|               |                     |                             | 9185                | MOBILE LIBRARY                 | 269,837.00   | -                 | 269,837.00                   | 269,837.00               | 246,267.00                | 269,837.00              |
|               |                     |                             | 9185                | MOBILE LIBRARY                 | 269,837.00   | -                 | 269,837.00                   | 269,837.00               | 246,267.00                | 269,837.00              |
|               |                     |                             | 9185                | MOBILE LIBRARY                 | 269,837.00   | -                 | 269,837.00                   | 269,837.00               | 246,267.00                | 269,837.00              |

| Grant         | HUD<br>PROG<br>CODE | SPONSORED<br>PROGRAM | HUD<br>ACCT.<br>NO. | CDBG<br>PROGRAM DISCRPTION     | Budget              | SAP<br>FISCAL YTD | CITY<br>INCEPTION<br>TO DATE | IDIS<br>BUDGET<br>AMOUNT | FISCAL<br>YTD<br>per PR05 | IDIS<br>DRAW<br>TO DATE |
|---------------|---------------------|----------------------|---------------------|--------------------------------|---------------------|-------------------|------------------------------|--------------------------|---------------------------|-------------------------|
| 32000001-2008 | 05-7S46             |                      | 9641                | Mobile Library Services        | 100,000.00          | 95,967.92         | 112,671.16                   | 100,000.00               | 92,662.06                 | 96,580.88               |
|               |                     |                      | <b>9641 Total</b>   |                                | <b>100,000.00</b>   | <b>95,967.92</b>  | <b>112,671.16</b>            | <b>100,000.00</b>        | <b>92,662.06</b>          | <b>96,580.88</b>        |
| 32000001-2009 | 05-8S46             |                      | 9799                | Mobile Library Services        | 90,138.00           | 3,452.04          | -                            | 90,138.00                | -                         | -                       |
|               |                     |                      | <b>9799 Total</b>   |                                | <b>90,138.00</b>    | <b>3,452.04</b>   | -                            | <b>90,138.00</b>         | -                         | -                       |
| 32000001-2006 | 05-5S65             |                      | 8056                | SOLID WASTE-GARBAGE TRUCKS     | 278,385.00          | -                 | 278,385.00                   | 278,385.00               | -                         | 278,385.00              |
|               |                     |                      | <b>8056 Total</b>   |                                | <b>278,385.00</b>   | -                 | <b>278,385.00</b>            | <b>278,385.00</b>        | -                         | <b>278,385.00</b>       |
| 32000001-2007 | 05-6S35             |                      | 8410                | TUBERCULOSIS CONTROL           | 580,000.00          | (7,918.71)        | 580,000.00                   | 678,531.33               | -                         | 678,531.33              |
| 32000003-2006 | 05M-3S35            |                      | 8410                | TUBERCULOSIS CONTROL           | 98,531.33           | -                 | 98,531.33                    | -                        | -                         | -                       |
|               |                     |                      | <b>8410 Total</b>   |                                | <b>678,531.33</b>   | <b>(7,918.71)</b> | <b>678,531.33</b>            | <b>678,531.33</b>        | -                         | <b>678,531.33</b>       |
| 32000001-2006 | 05M-5S35            |                      | 7980                | TUBERCULOSIS CONTROL           | 559,348.73          | -                 | 559,348.73                   | 559,348.73               | -                         | 559,348.73              |
|               |                     |                      | <b>7980 Total</b>   |                                | <b>559,348.73</b>   | -                 | <b>559,348.73</b>            | <b>559,348.73</b>        | -                         | <b>559,348.73</b>       |
| 32000001-2008 | 05-7S35             |                      | 8964                | TUBERCULOSIS CONTROL           | 526,657.83          | 12,572.23         | 526,657.83                   | 526,657.83               | 31,835.38                 | 526,657.83              |
|               |                     |                      | <b>8964 Total</b>   |                                | <b>526,657.83</b>   | <b>12,572.23</b>  | <b>526,657.83</b>            | <b>526,657.83</b>        | <b>31,835.38</b>          | <b>526,657.83</b>       |
| 32000001-2009 | 05M-8S35            |                      | 9626                | Tuberculosis Control           | 501,530.00          | 455,999.15        | 476,720.92                   | 501,530.00               | 445,348.78                | 476,720.92              |
|               |                     |                      | <b>9626 Total</b>   |                                | <b>501,530.00</b>   | <b>455,999.15</b> | <b>476,720.92</b>            | <b>501,530.00</b>        | <b>445,348.78</b>         | <b>476,720.92</b>       |
| 32000002-2006 | 06-4S13             |                      | 7827                | WEED CONTROL                   | 100,000.00          | -                 | 100,000.00                   | 100,000.00               | -                         | 100,000.00              |
|               |                     |                      | <b>7827 Total</b>   |                                | <b>100,000.00</b>   | -                 | <b>100,000.00</b>            | <b>100,000.00</b>        | -                         | <b>100,000.00</b>       |
| 32000001-2007 | 05D-6S10            |                      | 8518                | YOUTH ENRICHMENT PROGRAM       | 556,721.00          | -                 | 556,721.00                   | 556,721.00               | -                         | 556,721.00              |
|               |                     |                      | <b>8518 Total</b>   |                                | <b>556,721.00</b>   | -                 | <b>556,721.00</b>            | <b>556,721.00</b>        | -                         | <b>556,721.00</b>       |
| 32000001-2008 | 05D-7S10            |                      | 9085                | YOUTH ENRICHMENT PROGRAM       | 533,127.00          | -                 | 533,127.00                   | 533,127.00               | -                         | 533,127.00              |
|               |                     |                      | <b>9085 Total</b>   |                                | <b>533,127.00</b>   | -                 | <b>533,127.00</b>            | <b>533,127.00</b>        | -                         | <b>533,127.00</b>       |
| 32000001-2009 | 05D-8S10            |                      | 9628                | Youth Enrichment Prog.         | 480,551.00          | 480,551.00        | 480,551.00                   | 480,551.00               | 480,551.00                | 480,551.00              |
|               |                     |                      | <b>9628 Total</b>   |                                | <b>480,551.00</b>   | <b>480,551.00</b> | <b>480,551.00</b>            | <b>480,551.00</b>        | <b>480,551.00</b>         | <b>480,551.00</b>       |
| 32000005-2006 | 03E-1C23            |                      | 8652                | "KIPP, INC."                   | 500,000.00          | -                 | 500,000.00                   | 500,000.00               | -                         | 500,000.00              |
|               |                     |                      | <b>8652 Total</b>   |                                | <b>500,000.00</b>   | -                 | <b>500,000.00</b>            | <b>500,000.00</b>        | -                         | <b>500,000.00</b>       |
| 32000004-2006 | 03K-2C60            |                      | 8597                | ACRES HOMES- ST. OVERLAY       | 235,176.02          | (0.01)            | 235,176.02                   | 500,000.00               | -                         | 500,000.00              |
| 32000003-2006 | 03K-3C55            |                      | 8597                | ACRES HOMES - ST. OVERLAY      | 28,240.73           | -                 | 28,240.73                    | 937,474.67               | -                         | 937,474.67              |
| 32000001-2006 | 03K-5C08            |                      | 8597                | ACRES HOME                     | 500,000.00          | -                 | 500,000.00                   | 500,000.00               | -                         | 500,000.00              |
| 32000002-2006 | 03K-4C58            |                      | 8597                | ACRES HOMES- ST. OVERLAY       | 174,057.92          | -                 | 174,057.92                   | -                        | -                         | -                       |
|               |                     |                      | <b>8597 Total</b>   |                                | <b>937,474.67</b>   | <b>(0.01)</b>     | <b>937,474.67</b>            | <b>937,474.67</b>        | -                         | <b>937,474.67</b>       |
| 32000008-2006 | 03E-C850            |                      | 9042                | AVENUE CDC                     | 14,968.09           | -                 | 14,968.09                    | 82,846.00                | 8,284.60                  | 82,846.00               |
| 32000007-2006 | 03E-C974            |                      | 9042                | AVENUE CDC                     | 67,877.91           | -                 | 67,877.91                    | -                        | -                         | -                       |
|               |                     |                      | <b>9042 Total</b>   |                                | <b>82,846.00</b>    | -                 | <b>82,846.00</b>             | <b>82,846.00</b>         | <b>8,284.60</b>           | <b>82,846.00</b>        |
| 32000008-2006 | 03E-C849            |                      | 8577                | BEEKMAN/PALM CENTER            | 12,277.60           | -                 | 12,277.60                    | 24,787.75                | 1.00                      | 24,787.75               |
| 32000007-2006 | 03E-C971            |                      | 8577                | BEEKMAN/PALM CENTER PLOT       | 12,510.15           | -                 | 12,510.15                    | -                        | -                         | -                       |
|               |                     |                      | <b>8577 Total</b>   |                                | <b>24,787.75</b>    | -                 | <b>24,787.75</b>             | <b>24,787.75</b>         | <b>1.00</b>               | <b>24,787.75</b>        |
| 32000001-2008 | 03E-7C23            |                      | 9136                | Blue Triangle Renovation       | 805,000.00          | 165,066.73        | 377,410.73                   | 1,300,000.00             | 485,056.89                | 835,529.68              |
| 32000006-2006 | 03E-C076            |                      | 9136                | Blue Triangle Renovation       | 31,686.68           | 31,686.68         | 31,686.68                    | -                        | -                         | -                       |
| 32000007-2006 | 03E-C975            |                      | 9136                | Blue Triangle                  | 463,313.32          | 372,920.54        | 463,313.32                   | -                        | -                         | -                       |
|               |                     |                      | <b>9136 Total</b>   |                                | <b>1,300,000.00</b> | <b>569,673.95</b> | <b>872,410.73</b>            | <b>1,300,000.00</b>      | <b>485,056.89</b>         | <b>835,529.68</b>       |
| 32000001-2006 | 05-5S66             |                      | 8155                | BLUE TRIANGLE COMMITY CTR.     | 24,999.00           | 0.02              | 24,999.00                    | 24,999.00                | -                         | 24,999.00               |
|               |                     |                      | <b>8155 Total</b>   |                                | <b>24,999.00</b>    | <b>0.02</b>       | <b>24,999.00</b>             | <b>24,999.00</b>         | -                         | <b>24,999.00</b>        |
| 32000013-2006 | 03-C365             |                      | 8578                | CANAL ST.COMMITY CTR(REMDIATE) | 86,261.25           | -                 | 86,261.25                    | 86,261.25                | 2,655.25                  | 86,261.25               |
|               |                     |                      | <b>8578 Total</b>   |                                | <b>86,261.25</b>    | -                 | <b>86,261.25</b>             | <b>86,261.25</b>         | <b>2,655.25</b>           | <b>86,261.25</b>        |

| Grant         | HUD<br>PROG<br>CODE | HUD<br>SPONSORED<br>PROGRAM | HUD<br>ACCT.<br>NO. | CDBG<br>PROGRAM DESCRIPTION    | Budget              | SAP<br>FISCAL YTD   | CITY<br>INCEPTION<br>TO DATE | IDIS<br>BUDGET<br>AMOUNT | FISCAL<br>YTD<br>per PR05 | IDIS<br>DRAW<br>TO DATE |
|---------------|---------------------|-----------------------------|---------------------|--------------------------------|---------------------|---------------------|------------------------------|--------------------------|---------------------------|-------------------------|
| 32000001-2006 | 03E-5C20            |                             | 9173                | CHINESE COMMUNITY CENTER       | 421,741.36          | 843,482.72          | 421,741.36                   | 500,000.00               | 437,098.99                | 437,098.99              |
| 32000001-2007 | 03E-6C19            |                             | 9173                | CHINESE COMMUNITY CENTER       | 78,258.64           | 54,160.63           | 54,160.63                    | -                        | -                         | -                       |
|               |                     |                             | <b>9173 Total</b>   |                                | <b>500,000.00</b>   | <b>897,643.35</b>   | <b>475,901.99</b>            | <b>500,000.00</b>        | <b>437,098.99</b>         | <b>437,098.99</b>       |
| 32000002-2006 | 03E-4C43            |                             | 8991                | COMMUNITY FAMILY CENTER        | 500,000.00          | -                   | -                            | 1,270,000.00             | -                         | -                       |
|               |                     |                             | <b>8991 Total</b>   |                                | <b>500,000.00</b>   | -                   | -                            | <b>1,270,000.00</b>      | -                         | -                       |
| 32000001-2007 | 03E-6C17            |                             |                     | COMMUNITY FAMILY CENTER        | 770,000.00          | -                   | (124,245.00)                 | -                        | -                         | -                       |
| 32000001-2008 | 03E-7C17            |                             | 9644                | CONSTRUCTION FIRE STATION 24   | 2,000,000.00        | 1,622,624.74        | 1,992,103.29                 | 4,400,000.00             | 3,181,188.39              | 3,732,601.84            |
| 32000001-2009 | 03O-8C17            |                             | 9644                | Construc-Fire Station 24       | 2,400,000.00        | 1,906,991.10        | 1,906,991.10                 | -                        | -                         | -                       |
|               |                     |                             | <b>9644 Total</b>   |                                | <b>4,400,000.00</b> | <b>3,529,615.84</b> | <b>3,899,094.39</b>          | <b>4,400,000.00</b>      | <b>3,181,188.39</b>       | <b>3,732,601.84</b>     |
| 32000004-2006 | 03K-2C09            |                             | 8598                | DENVER HARBOR-ST. OVERLAY      | 347,525.33          | -                   | 317,790.11                   | 352,956.63               | -                         | 352,956.63              |
| 32000006-2006 | 03K-C039            |                             | 8598                | DENVER HARBOR-ST. OVERLAY      | 25,000.00           | -                   | 25,000.00                    | -                        | -                         | -                       |
|               |                     |                             | <b>8598 Total</b>   |                                | <b>372,525.33</b>   | -                   | <b>342,790.11</b>            | <b>352,956.63</b>        | -                         | <b>352,956.63</b>       |
| 32000004-2006 | 03E-2C46            |                             | 8607                | DENVER HARBOR MSC-2ND FLOOR    | 200,000.00          | -                   | 200,000.00                   | 200,000.00               | 10,000.00                 | 200,000.00              |
|               |                     |                             | <b>8607 Total</b>   |                                | <b>200,000.00</b>   | -                   | <b>200,000.00</b>            | <b>200,000.00</b>        | <b>10,000.00</b>          | <b>200,000.00</b>       |
| 32000005-2006 | 03E-1C76            |                             |                     | Fire Equipment-Station23       | 104,444.12          | -                   | 104,444.12                   | 448,630.00               | -                         | 448,630.00              |
| 32000003-2006 | 03E-3C76            |                             |                     | Fire Equipment-Station 23      | 82,069.51           | -                   | 82,069.51                    | -                        | -                         | -                       |
| 32000012-2006 | 03E-C427            |                             |                     | Fire Equipment-Station 23      | 3,138.70            | -                   | 3,138.70                     | -                        | -                         | -                       |
| 32000010-2006 | 03E-C650            |                             |                     | Fire Equipment-Station 23      | 81,559.65           | -                   | 81,559.65                    | -                        | -                         | -                       |
| 32000004-2006 | 03O-2C67            |                             | 8606                | FIRE PUMPER-STATION # 23       | 54,925.00           | (1,044.00)          | 54,925.00                    | -                        | -                         | -                       |
| 32000002-2006 | 03O-4C59            |                             | 8606                | FIRE PUMPER-STATION # 23       | 3,163.12            | (1,044.00)          | 3,163.12                     | -                        | -                         | -                       |
| 32000006-2006 | 03O-C078            |                             | 8606                | FIRE PUMPER-STATION 23         | 82,069.51           | -                   | 82,069.51                    | -                        | -                         | -                       |
| 32000013-2006 | 03O-C380            |                             | 8606                | FIRE PUMPER-STATION # 23       | 81,559.65           | -                   | 81,559.65                    | -                        | -                         | -                       |
| 32000009-2006 | 03O-C790            |                             | 8606                | FIRE PUMPER-STATION # 23       | 119,329.90          | -                   | 119,329.90                   | -                        | -                         | -                       |
| 32000008-2006 | 03O-C856            |                             | 8606                | FIRE PUMPER-STATION # 23       | 54,925.00           | -                   | 54,925.00                    | -                        | -                         | -                       |
| 32000007-2006 | 03O-C980            |                             | 8606                | FIRE PUMPER-STATION # 23       | 3,163.12            | -                   | 3,163.12                     | -                        | -                         | -                       |
|               |                     |                             | <b>8606 Total</b>   |                                | <b>448,630.00</b>   | <b>(1,044.00)</b>   | <b>448,630.00</b>            | <b>448,630.00</b>        | -                         | <b>448,630.00</b>       |
| 32000005-2006 | 03O-1C45            |                             | 5949                | FIRE STATION#27 CONSTRUCTION   | 2,698,402.41        | -                   | 2,698,402.41                 | 2,698,402.41             | -                         | 2,698,402.41            |
|               |                     |                             | <b>5949 Total</b>   |                                | <b>2,698,402.41</b> | -                   | <b>2,698,402.41</b>          | <b>2,698,402.41</b>      | -                         | <b>2,698,402.41</b>     |
| 32000006-2006 | 03E-C021            |                             | 8596                | JULIA C. HESTER HOUSE/GYM      | 500,000.00          | -                   | 40,223.07                    | 500,000.00               | -                         | 40,223.07               |
|               |                     |                             | <b>8596 Total</b>   |                                | <b>500,000.00</b>   | -                   | <b>40,223.07</b>             | <b>500,000.00</b>        | -                         | <b>40,223.07</b>        |
| 32000005-2006 | 03E-1C25            |                             | 8286                | IBN-SINA FOUNDATION            | 300,175.00          | -                   | 300,175.00                   | 850,000.00               | -                         | 850,000.00              |
| 32000002-2006 | 03E-4C45            |                             | 8286                | IBN SINA FOUNDATION            | 350,000.00          | -                   | 350,000.00                   | 500,000.00               | -                         | 472,064.73              |
| 32000001-2006 | 03E-5C19            |                             | 8286                | IBN-SINA FOUNDATION            | 199,825.00          | -                   | 199,825.00                   | -                        | -                         | -                       |
|               |                     |                             | <b>8286 Total</b>   |                                | <b>850,000.00</b>   | -                   | <b>850,000.00</b>            | <b>850,000.00</b>        | -                         | <b>850,000.00</b>       |
| 32000005-2006 | 03E-1C24            |                             | 8653                | INDIA HOUSE                    | 500,000.00          | -                   | 500,000.00                   | 500,000.00               | -                         | 472,064.73              |
|               |                     |                             | <b>8653 Total</b>   |                                | <b>500,000.00</b>   | -                   | <b>500,000.00</b>            | <b>500,000.00</b>        | -                         | <b>472,064.73</b>       |
| 32000003-2006 | 03E-3C46            |                             | 7901                | KASHMERE MSC EXPANSION         | 276,971.70          | -                   | 276,971.70                   | 276,971.70               | 19,200.00                 | 276,971.70              |
|               |                     |                             | <b>7901 Total</b>   |                                | <b>276,971.70</b>   | -                   | <b>276,971.70</b>            | <b>276,971.70</b>        | <b>19,200.00</b>          | <b>276,971.70</b>       |
| 32000001-2008 | 03E-7C18            |                             |                     | KASHMERE MSC RENOVATE          | -                   | -                   | -                            | -                        | -                         | -                       |
| 32000004-2006 | 03E-2C66            |                             | 8706                | VINSON BRANCH LIBRARY IMPROVMT | 6,853.00            | -                   | 6,853.00                     | 35,249.00                | -                         | 35,249.00               |
| 32000012-2006 | 03E-C425            |                             | 8706                | VINSON BRANCH LIBRARY IMPROVMT | 28,396.00           | -                   | 28,396.00                    | -                        | -                         | -                       |
|               |                     |                             | <b>8706 Total</b>   |                                | <b>35,249.00</b>    | -                   | <b>35,249.00</b>             | <b>35,249.00</b>         | -                         | <b>35,249.00</b>        |
| 32000004-2006 | 03E-2C68            |                             | 8705                | 5TH Ward Branch Library        | 6,562.00            | -                   | 6,562.00                     | 35,249.00                | -                         | 35,249.00               |
| 32000012-2006 | 03E-C422            |                             | 8705                | 5TH WARD BRANCH LIBRARY IMPRMT | 28,687.00           | -                   | 28,687.00                    | -                        | -                         | -                       |

| Grant         | HUD<br>PROG<br>CODE | SPONSORED<br>PROGRAM | HUD<br>ACCT.<br>NO.    | CDBG<br>PROGRAM DESCRIPTION      | Budget              | SAP<br>FISCAL YTD   | CITY<br>INCEPTION<br>TO DATE | IDIS<br>BUDGET<br>AMOUNT | FISCAL<br>YTD<br>per PR05 | IDIS<br>DRAW<br>TO DATE |
|---------------|---------------------|----------------------|------------------------|----------------------------------|---------------------|---------------------|------------------------------|--------------------------|---------------------------|-------------------------|
| 32000003-2006 | 03E-3C14            |                      | 8705 Total             |                                  | 35,249.00           | -                   | 35,249.00                    | 35,249.00                | -                         | 35,249.00               |
|               |                     |                      | 7767                   | LIBRARY IMPROVEMENTS             | 1,056,781.17        | -                   | 1,056,781.17                 | 91,855.82                | -                         | 91,855.82               |
|               |                     |                      | 7768                   | LIBRARIES - SECURITY IMPROVEMENT | -                   | -                   | -                            | 64,837.79                | -                         | 64,837.79               |
|               |                     |                      | 7769                   | LIBRARIES - SECURITY IMPROVEMENT | -                   | -                   | -                            | 75,405.46                | -                         | 75,405.46               |
|               |                     |                      | 7770                   | LIBRARIES - SECURITY IMPROVEMENT | -                   | -                   | -                            | 87,539.75                | -                         | 87,539.75               |
|               |                     |                      | 7771                   | LIBRARIES - SECURITY IMPROVEMENT | -                   | -                   | -                            | 45,308.43                | -                         | 45,308.43               |
|               |                     |                      | 7772                   | LIBRARIES - SECURITY IMPROVEMENT | -                   | -                   | -                            | 42,816.23                | -                         | 42,816.23               |
|               |                     |                      | 7773                   | LIBRARIES - SECURITY IMPROVEMENT | -                   | -                   | -                            | 34,621.46                | -                         | 34,621.46               |
|               |                     |                      | 7774                   | LIBRARIES - SECURITY IMPROVEMENT | -                   | -                   | -                            | 37,655.53                | -                         | 37,655.53               |
|               |                     |                      | 7775                   | LIBRARIES - SECURITY IMPROVEMENT | -                   | -                   | -                            | 62,598.97                | -                         | 62,598.97               |
|               |                     |                      | 7776                   | LIBRARIES - SECURITY IMPROVEMENT | -                   | -                   | -                            | 62,296.84                | -                         | 62,296.84               |
|               |                     |                      | 7777                   | LIBRARIES - SECURITY IMPROVEMENT | -                   | -                   | -                            | 36,934.97                | -                         | 36,934.97               |
|               |                     |                      | 7778                   | LIBRARIES - SECURITY IMPROVEMENT | -                   | -                   | -                            | 34,716.23                | -                         | 34,716.23               |
|               |                     |                      | 7779                   | LIBRARIES - SECURITY IMPROVEMENT | -                   | -                   | -                            | 63,139.24                | -                         | 63,139.24               |
|               |                     |                      | 7780                   | LIBRARIES - SECURITY IMPROVEMENT | -                   | -                   | -                            | 60,735.17                | -                         | 60,735.17               |
|               |                     |                      | 7781                   | LIBRARIES - SECURITY IMPROVEMENT | -                   | -                   | -                            | 12,968.55                | -                         | 12,968.55               |
|               |                     |                      | 7782                   | LIBRARIES - SECURITY IMPROVEMENT | -                   | -                   | -                            | 32,381.01                | -                         | 32,381.01               |
|               |                     |                      | 7783                   | LIBRARIES - SECURITY IMPROVEMENT | -                   | -                   | -                            | 80,695.84                | -                         | 80,695.84               |
|               |                     |                      | 7784                   | LIBRARIES - SECURITY IMPROVEMENT | -                   | -                   | -                            | 66,167.15                | -                         | 66,167.15               |
|               |                     |                      | 7785                   | LIBRARIES - SECURITY IMPROVEMENT | -                   | -                   | -                            | 34,025.31                | -                         | 34,025.31               |
|               |                     |                      | 7786                   | LIBRARIES - SECURITY IMPROVEMENT | -                   | -                   | -                            | 30,081.42                | -                         | 30,081.42               |
|               |                     |                      | <b>Libraries Total</b> |                                  | <b>1,056,781.17</b> | -                   | <b>1,056,781.17</b>          | <b>1,056,781.17</b>      | -                         | <b>1,056,781.17</b>     |
| 32000002-2006 | 03E-4C14            |                      | 8673                   | GREGORY SCHOOL                   | 1,000,000.00        | 157,637.58          | 794,298.05                   | 3,400,000.00             | 1,780,362.36              | 3,074,298.05            |
| 32000001-2007 | 03E-6C18            |                      | 8673                   | GREGORY SCHOOL                   | 2,400,000.00        | 2,400,000.00        | 2,400,000.00                 | -                        | -                         | -                       |
|               |                     |                      | <b>8673 Total</b>      |                                  | <b>3,400,000.00</b> | <b>2,557,637.58</b> | <b>3,194,298.05</b>          | <b>3,400,000.00</b>      | <b>1,780,362.36</b>       | <b>3,074,298.05</b>     |
| 32000005-2006 | 03E-1C14            |                      | 8580                   | MELCHER BRANCH LIBRARY           | 74,785.27           | -                   | 74,185.27                    | 74,785.27                | 3,709.26                  | 74,185.27               |
| 32000001-2006 | 03E-5C41            |                      | 8580                   | LIBRARY-CARNEGIE BRANCH          | 74,785.27           | -                   | 74,185.27                    | 74,785.27                | 3,709.26                  | 74,185.27               |
| 32000001-2006 | 03E-5C42            |                      | 8654                   | LIBRARY-DIXON BRANCH             | 110,636.00          | -                   | 110,036.00                   | 110,636.00               | 23,931.80                 | 110,036.00              |
| 32000001-2006 | 03E-5C43            |                      | 8654                   | LIBRARY-FLORES BRANCH            | 110,636.00          | -                   | 110,036.00                   | 110,636.00               | 23,931.80                 | 110,036.00              |
| 32000001-2006 | 03E-5C44            |                      | 8655                   | LIBRARY-LAKEWOOD BRANCH          | 74,285.27           | -                   | 73,685.27                    | 74,285.27                | 3,684.26                  | 73,685.27               |
| 32000001-2006 | 03E-5C47            |                      | 8656                   | LIBRARY-PARK PLACE BRANCH        | 74,285.27           | -                   | 73,685.27                    | 74,285.27                | 3,684.26                  | 73,685.27               |
| 32000001-2006 | 03E-5C48            |                      | 8657                   | LIBRARY-PLEASANTVILLE BRANCH     | 74,285.27           | -                   | 73,685.27                    | 74,285.27                | 3,684.26                  | 73,685.27               |
| 32000001-2006 | 03E-5C49            |                      | 8658                   | LIBRARY-SCENIC WOOD BRANCH       | 55,182.81           | -                   | 54,307.81                    | 55,182.81                | 24,251.89                 | 54,307.81               |
| 32000001-2006 | 03E-5C50            |                      | 8659                   | LIBRARY-SMITH BRANCH             | 55,182.81           | -                   | 54,307.81                    | 55,182.81                | 24,251.89                 | 54,307.81               |
| 32000001-2006 | 03E-5C51            |                      | 8660                   | LIBRARY-STANAKER BRANCH          | 83,436.00           | -                   | 82,836.00                    | 83,436.00                | 18,225.55                 | 82,836.00               |
|               |                     |                      | <b>8654 Total</b>      |                                  | <b>83,436.00</b>    | -                   | <b>82,836.00</b>             | <b>83,436.00</b>         | <b>18,225.55</b>          | <b>82,836.00</b>        |
|               |                     |                      | <b>8655 Total</b>      |                                  | <b>80,902.38</b>    | -                   | <b>80,027.38</b>             | <b>80,902.38</b>         | <b>4,571.37</b>           | <b>80,027.38</b>        |
|               |                     |                      | <b>8656 Total</b>      |                                  | <b>80,902.38</b>    | -                   | <b>80,027.38</b>             | <b>80,902.38</b>         | <b>4,571.37</b>           | <b>80,027.38</b>        |
|               |                     |                      | <b>8657 Total</b>      |                                  | <b>105,149.32</b>   | -                   | <b>104,549.32</b>            | <b>105,149.32</b>        | <b>94,052.85</b>          | <b>104,549.32</b>       |
|               |                     |                      | <b>8658 Total</b>      |                                  | <b>105,149.32</b>   | -                   | <b>104,549.32</b>            | <b>105,149.32</b>        | <b>94,052.85</b>          | <b>104,549.32</b>       |
|               |                     |                      | <b>8659 Total</b>      |                                  | <b>221,258.00</b>   | 1,749.99            | <b>221,207.73</b>            | <b>221,258.00</b>        | <b>121,856.03</b>         | <b>221,207.73</b>       |
|               |                     |                      | <b>8660 Total</b>      |                                  | <b>221,258.00</b>   | <b>1,749.99</b>     | <b>221,207.73</b>            | <b>221,258.00</b>        | <b>121,856.03</b>         | <b>221,207.73</b>       |
|               |                     |                      | <b>8661 Total</b>      |                                  | <b>110,014.45</b>   | -                   | <b>109,414.45</b>            | <b>110,014.45</b>        | <b>94,439.17</b>          | <b>109,414.45</b>       |
|               |                     |                      | <b>8662 Total</b>      |                                  | <b>110,014.45</b>   | -                   | <b>109,414.45</b>            | <b>110,014.45</b>        | <b>94,439.17</b>          | <b>109,414.45</b>       |



| Grant         | HUD<br>PROG<br>CODE | SPONSORED<br>PROGRAM | HUD<br>ACCT.<br>NO. | CDBG<br>PROGRAM DESCRIPTION    | Budget              | SAP<br>FISCAL YTD   | CITY<br>INCEPTION<br>TO DATE | IDIS<br>BUDGET<br>AMOUNT | FISCAL<br>YTD<br>per PR05 | IDIS<br>DRAW<br>TO DATE |
|---------------|---------------------|----------------------|---------------------|--------------------------------|---------------------|---------------------|------------------------------|--------------------------|---------------------------|-------------------------|
| 32000001-2006 | 03E-5C52            |                      | 8662                | LIBRARY-TUTTLE BRANCH          | 84,350.50           | -                   | 83,750.50                    | 84,350.50                | 12,023.82                 | 83,750.50               |
|               |                     |                      | <b>8662 Total</b>   |                                | <b>84,350.50</b>    | -                   | <b>83,750.50</b>             | <b>84,350.50</b>         | <b>12,023.82</b>          | <b>83,750.50</b>        |
| 32000012-2006 | 03E-C423            |                      | 8707                | MELCHER BRANCH LIBRARY IMPRVMT | 30,658.00           | -                   | 30,658.00                    | 30,658.00                | -                         | 30,658.00               |
|               |                     |                      | <b>8707 Total</b>   |                                | <b>30,658.00</b>    | -                   | <b>30,658.00</b>             | <b>30,658.00</b>         | -                         | <b>30,658.00</b>        |
| 32000012-2006 | 03E-C424            |                      | 8708                | RING BRANCH LIBRARY IMPRVMT    | 43,102.00           | -                   | 43,102.00                    | 43,102.00                | -                         | 43,102.00               |
|               |                     |                      | <b>8708 Total</b>   |                                | <b>43,102.00</b>    | -                   | <b>43,102.00</b>             | <b>43,102.00</b>         | -                         | <b>43,102.00</b>        |
| 32000008-2006 | 03E-C813            |                      | 1141                | SMITH BRANCH LIBRARY           | 216,463.01          | -                   | 216,463.01                   | 216,463.01               | -                         | 216,463.01              |
|               |                     |                      | <b>1141 Total</b>   |                                | <b>216,463.01</b>   | -                   | <b>216,463.01</b>            | <b>216,463.01</b>        | -                         | <b>216,463.01</b>       |
| 32000002-2006 | 03E-4C44            |                      | 8502                | M.E.C.A.                       | 500,000.00          | -                   | 500,000.00                   | 500,000.00               | -                         | 500,000.00              |
|               |                     |                      | <b>8502 Total</b>   |                                | <b>500,000.00</b>   | -                   | <b>500,000.00</b>            | <b>500,000.00</b>        | -                         | <b>500,000.00</b>       |
| 32000001-2008 | 03E-7C24            |                      | 9656                | MECA                           | 500,000.00          | 196,673.00          | 356,676.00                   | 500,000.00               | 321,008.70                | 321,008.70              |
|               |                     |                      | <b>9656 Total</b>   |                                | <b>500,000.00</b>   | <b>196,673.00</b>   | <b>356,676.00</b>            | <b>500,000.00</b>        | <b>321,008.70</b>         | <b>321,008.70</b>       |
| 32000004-2006 | 03E-2C47            |                      | 8541                | MAGNOLIA MULTI-SERVICE CENTER  | 334,000.00          | -                   | 312,234.83                   | 334,000.00               | -                         | 312,234.83              |
| 32000003-2006 | 03E-3C47            |                      | 8541                | MAGNOLIA MSC EXPANSION         | 450,000.00          | 37,407.81           | 312,234.83                   | 450,000.00               | 37,407.81                 | 312,234.83              |
| 32000001-2008 | 03E-7C19            |                      | 8541                | Magnolia Multi-Service Center  | 3,053,000.00        | 2,627,794.70        | 3,053,000.00                 | 3,053,000.00             | 2,627,794.70              | 3,053,000.00            |
|               |                     |                      | <b>8541 Total</b>   |                                | <b>3,837,000.00</b> | <b>2,665,202.51</b> | <b>3,365,234.83</b>          | <b>3,837,000.00</b>      | <b>2,394,862.42</b>       | <b>3,209,548.78</b>     |
| 32000014-2006 | 03B-C205            |                      | 285                 | METROPOLITAN MULTI SERV. CTR.  | -                   | -                   | (0.60)                       | -                        | -                         | -                       |
|               |                     |                      | <b>285 Total</b>    |                                | -                   | -                   | <b>(0.60)</b>                | -                        | -                         | -                       |
| 32000007-2006 | 03E-C972            |                      | 8576                | MHIMRAHC NORTHWEST CENTER      | 500,000.00          | 33,474.00           | 500,000.00                   | 500,000.00               | 80,126.60                 | 500,000.00              |
|               |                     |                      | <b>8576 Total</b>   |                                | <b>500,000.00</b>   | <b>33,474.00</b>    | <b>500,000.00</b>            | <b>500,000.00</b>        | <b>80,126.60</b>          | <b>500,000.00</b>       |
| 32000003-2006 | 03E-3C48            |                      | 7801                | RESTORATION OF ARTS            | 42,750.00           | -                   | 42,750.00                    | 42,750.00                | -                         | 42,750.00               |
|               |                     |                      | <b>7801 Total</b>   |                                | <b>42,750.00</b>    | -                   | <b>42,750.00</b>             | <b>42,750.00</b>         | -                         | <b>42,750.00</b>        |
| 32000006-2006 | 03E-C023            |                      | 859                 | SEHAH                          | 624,879.00          | -                   | 624,879.00                   | 624,879.00               | -                         | 624,879.00              |
|               |                     |                      | <b>859 Total</b>    |                                | <b>624,879.00</b>   | -                   | <b>624,879.00</b>            | <b>624,879.00</b>        | -                         | <b>624,879.00</b>       |
| 32000006-2006 | 03E-C022            |                      | 860                 | SHAPE CENTER                   | 611,420.90          | -                   | 611,420.90                   | 611,420.90               | -                         | 611,420.90              |
| 32000010-2006 | 03E-C634            |                      | 860                 | N.F.R./SHAPE COMMUNITY CENTER  | 232,993.60          | -                   | 232,993.60                   | 232,993.60               | -                         | 232,993.60              |
| 32000009-2006 | 03E-C731            |                      | 860                 | N.F.R./SHAPE COMMUNITY CTR     | 152,182.80          | -                   | 152,182.80                   | 152,182.80               | -                         | 152,182.80              |
|               |                     |                      | <b>860 Total</b>    |                                | <b>996,597.30</b>   | -                   | <b>996,597.30</b>            | <b>996,597.30</b>        | -                         | <b>996,597.30</b>       |
| 32000001-2009 | 03E-8C18            |                      | 9632                | Tejano Center For Community    | 500,000.00          | 495,960.54          | 500,000.00                   | 500,000.00               | 496,000.00                | 500,000.00              |
|               |                     |                      | <b>9632 Total</b>   |                                | <b>500,000.00</b>   | <b>495,960.54</b>   | <b>500,000.00</b>            | <b>500,000.00</b>        | <b>496,000.00</b>         | <b>500,000.00</b>       |
| 32000001-2009 | 03E-8C19            |                      |                     | Moody Park Recreation Center   | 500,000.00          | -                   | -                            | 500,000.00               | -                         | 500,000.00              |
| 32000002-2006 | 03E-4C30            |                      | 8230                | HOUSTON SHIFA SVCS FOUNDATION  | 800,000.00          | -                   | 800,000.00                   | 800,000.00               | -                         | 800,000.00              |
|               |                     |                      | <b>8230 Total</b>   |                                | <b>800,000.00</b>   | -                   | <b>800,000.00</b>            | <b>800,000.00</b>        | -                         | <b>800,000.00</b>       |
| 32000004-2006 | 03E-2C45            |                      | 650                 | SOUTHWEST MSC                  | 1,136,444.00        | -                   | 1,136,000.00                 | 1,711,444.00             | -                         | 1,662,686.97            |
| 32000010-2006 | 03E-C625            |                      | 650                 | DESIGN SOUTHWST MULTI-SERV.CTR | 500,000.00          | -                   | 477,652.94                   | 500,000.00               | -                         | 500,000.00              |
| 32000013-2006 | 03E-C355            |                      | 650                 | SOUTHWEST MULTI-SERVICE CNTR.  | 75,000.00           | -                   | 49,034.03                    | 75,000.00                | -                         | 75,000.00               |
|               |                     |                      | <b>650 Total</b>    |                                | <b>1,711,444.00</b> | -                   | <b>1,662,686.97</b>          | <b>1,711,444.00</b>      | -                         | <b>1,662,686.97</b>     |
| 32000001-2006 | 03E-5C75            |                      | 8709                | SOUTHWEST MSC                  | 660,175.00          | 557,171.39          | 557,171.39                   | 900,000.00               | 14,685.11                 | 796,996.39              |
| 32000012-2006 | 03E-C475            |                      | 8709                | SOUTHWEST MSC                  | 239,825.00          | (556,645.99)        | 239,825.00                   | 900,000.00               | -                         | 900,000.00              |
|               |                     |                      | <b>8709 Total</b>   |                                | <b>900,000.00</b>   | <b>525.40</b>       | <b>796,996.39</b>            | <b>900,000.00</b>        | <b>14,685.11</b>          | <b>796,996.39</b>       |
| 32000004-2006 | 03F-2C37            |                      | 8710                | BROOKLINE PARK                 | 20,465.95           | -                   | 20,465.95                    | 105,465.95               | -                         | 105,465.95              |
| 32000001-2006 | 03F-5C34            |                      | 8710                | BROOKLINE PARK                 | 85,000.00           | -                   | 85,000.00                    | 105,465.95               | -                         | 105,465.95              |
|               |                     |                      | <b>8710 Total</b>   |                                | <b>105,465.95</b>   | -                   | <b>105,465.95</b>            | <b>105,465.95</b>        | -                         | <b>105,465.95</b>       |
| 32000001-2006 | 03F-5C37            |                      | 9063                | BURNETT BAYLAND PARK           | 420,000.00          | 10,647.15           | 388,788.01                   | 420,000.00               | 169,122.38                | 388,788.00              |



| Grant         | HUD<br>PROG<br>CODE | SPONSORED<br>PROGRAM | HUD<br>ACCT.<br>NO. | CDBG<br>PROGRAM DESCRIPTION | Budget              | SAP<br>FISCAL YTD | CITY<br>INCEPTION<br>TO DATE | IDIS<br>BUDGET<br>AMOUNT | FISCAL<br>YTD<br>per PR05 | IDIS<br>DRAW<br>TO DATE |
|---------------|---------------------|----------------------|---------------------|-----------------------------|---------------------|-------------------|------------------------------|--------------------------|---------------------------|-------------------------|
|               |                     |                      | <b>9063 Total</b>   |                             | <b>420,000.00</b>   | <b>10,647.15</b>  | <b>388,788.01</b>            | <b>420,000.00</b>        | <b>169,122.38</b>         | <b>388,788.00</b>       |
| 32000001-2007 | 03F-6C32            |                      | 9072                | Garden Villas-Improvements  | 350,000.00          | (437.31)          | 325,385.43                   | 350,000.00               | 104,158.21                | 325,385.44              |
|               |                     |                      | <b>9072 Total</b>   |                             | <b>350,000.00</b>   | <b>(437.31)</b>   | <b>325,385.43</b>            | <b>350,000.00</b>        | <b>104,158.21</b>         | <b>325,385.44</b>       |
| 32000005-2006 | 03F-1C51            |                      | 9084                | CLIFF TUTTLE PARK           | 95,000.00           | -                 | 95,000.00                    | 200,000.00               | 98,625.30                 | 189,661.33              |
| 32000007-2006 | 03F-C924            |                      | 9084                | CLIFF TUTTLE PARK           | 105,000.00          | -                 | 94,661.33                    | -                        | -                         | -                       |
| 32000006-2006 | 03F-C080            |                      | 9084                | CLIFF TUTTLE SKATE PARK     | -                   | -                 | -                            | -                        | -                         | -                       |
|               |                     |                      | <b>9084 Total</b>   |                             | <b>200,000.00</b>   | <b>-</b>          | <b>189,661.33</b>            | <b>200,000.00</b>        | <b>98,625.30</b>          | <b>189,661.33</b>       |
| 32000005-2006 | 03F-1C50            |                      | 9645                | EMANCIPATION PARK           | 100,000.00          | -                 | -                            | -                        | -                         | -                       |
| 32000001-2008 | 03F-7C21            |                      | 9645                | Emancipation Park           | 200,000.00          | 65,027.00         | 193,687.00                   | 300,000.00               | 193,687.00                | 193,687.00              |
|               |                     |                      | <b>9645 Total</b>   |                             | <b>300,000.00</b>   | <b>65,027.00</b>  | <b>193,687.00</b>            | <b>300,000.00</b>        | <b>193,687.00</b>         | <b>193,687.00</b>       |
| 32000004-2006 | 03F-2C38            |                      | 8551                | HADEN PARK                  | 41,667.00           | -                 | -                            | 511,667.00               | 11,951.08                 | 472,339.15              |
| 32000002-2006 | 03F-4C09            |                      | 8551                | HADEN PARK                  | 470,000.00          | 23,054.64         | 472,339.15                   | -                        | -                         | -                       |
|               |                     |                      | <b>8551 Total</b>   |                             | <b>511,667.00</b>   | <b>23,054.64</b>  | <b>472,339.15</b>            | <b>511,667.00</b>        | <b>11,951.08</b>          | <b>472,339.15</b>       |
| 32000004-2006 | 03F-2C36            |                      | 8550                | SCENIC WOODS PARK           | 518,667.00          | (3,932.12)        | 437,166.45                   | 518,667.00               | 8,832.34                  | 437,166.45              |
|               |                     |                      | <b>8550 Total</b>   |                             | <b>518,667.00</b>   | <b>(3,932.12)</b> | <b>437,166.45</b>            | <b>518,667.00</b>        | <b>8,832.34</b>           | <b>437,166.45</b>       |
| 32000001-2006 | 03F-5C35            |                      | 8552                | FRESHMEADOW PARK            | 100,000.00          | -                 | 89,749.02                    | 100,000.00               | 16.25                     | 89,749.02               |
|               |                     |                      | <b>8552 Total</b>   |                             | <b>100,000.00</b>   | <b>-</b>          | <b>89,749.02</b>             | <b>100,000.00</b>        | <b>16.25</b>              | <b>89,749.02</b>        |
| 32000004-2006 | 03F-2C39            |                      | 9737                | HOBART TAYLOR PARK          | 25,000.00           | 25,000.00         | 25,000.00                    | 800,000.00               | 207,141.96                | 207,141.96              |
| 32000002-2006 | 03F-4C12            |                      | 9737                | HOBART TAYLOR PARK          | 775,000.00          | 193,044.17        | 193,044.17                   | 800,000.00               | 207,141.96                | 207,141.96              |
|               |                     |                      | <b>9739 Total</b>   |                             | <b>800,000.00</b>   | <b>218,044.17</b> | <b>218,044.17</b>            | <b>800,000.00</b>        | <b>207,141.96</b>         | <b>207,141.96</b>       |
| 32000003-2006 | 03F-3C34            |                      | 8542                | MASON PARK                  | 650,000.00          | 3,411.00          | 573,945.78                   | 729,866.88               | 29,912.14                 | 649,873.38              |
| 32000001-2006 | 03F-5C53            |                      | 8542                | Mason Park Pavillion        | 79,866.88           | -                 | 79,866.88                    | -                        | -                         | -                       |
|               |                     |                      | <b>8542 Total</b>   |                             | <b>729,866.88</b>   | <b>3,411.00</b>   | <b>653,812.66</b>            | <b>729,866.88</b>        | <b>29,912.14</b>          | <b>649,873.38</b>       |
| 32000005-2006 | 03F-1C32            |                      | 628                 | MELROSE PARK                | 609,276.91          | -                 | 609,276.91                   | 609,276.91               | -                         | 609,276.91              |
|               |                     |                      | <b>628 Total</b>    |                             | <b>609,276.91</b>   | <b>-</b>          | <b>609,276.91</b>            | <b>609,276.91</b>        | <b>-</b>                  | <b>609,276.91</b>       |
| 32000002-2006 | 03F-4C10            |                      | 7236                | REVILLE PAR                 | 826,000.00          | -                 | 760,163.52                   | 1,303,152.50             | 12,309.75                 | 1,187,778.00            |
|               | 3C30                |                      | 7236                | REVILLE PAR                 | 300,000.00          | -                 | 300,000.00                   | -                        | -                         | -                       |
| 32000001-2006 | 03F-5C31            |                      | 7236                | REVILLE PARK                | 177,152.50          | -                 | 127,614.48                   | -                        | -                         | -                       |
|               |                     |                      | <b>7236 Total</b>   |                             | <b>1,303,152.50</b> | <b>-</b>          | <b>1,187,778.00</b>          | <b>1,303,152.50</b>      | <b>12,309.75</b>          | <b>1,187,778.00</b>     |
| 32000004-2006 | 03F-2C40            |                      | 9646                | REVILLE PARK                | 464,000.00          | 467,150.70        | 467,150.70                   | 464,000.00               | 449,538.46                | 449,538.46              |
|               |                     |                      | <b>9646 Total</b>   |                             | <b>464,000.00</b>   | <b>467,150.70</b> | <b>467,150.70</b>            | <b>464,000.00</b>        | <b>449,538.46</b>         | <b>449,538.46</b>       |
| 32000004-2006 | 03F-2C35            |                      | 8540                | TIDWELL PARK                | 512,049.00          | -                 | 512,049.00                   | 1,650,000.00             | 82,500.00                 | 1,650,000.00            |
| 32000002-2006 | 03F-4C11            |                      | 8540                | TIDWELL PARK                | 480,403.00          | -                 | 480,403.00                   | -                        | -                         | -                       |
| 32000001-2006 | 03F-5C38            |                      | 8540                | TIDWELL PARK                | 657,548.00          | -                 | 657,548.00                   | -                        | -                         | -                       |
|               |                     |                      | <b>8540 Total</b>   |                             | <b>1,650,000.00</b> | <b>-</b>          | <b>1,650,000.00</b>          | <b>1,650,000.00</b>      | <b>82,500.00</b>          | <b>1,650,000.00</b>     |
| 32000001-2008 | 03F-7C22            |                      | 9806                | Tidwell Park                | 395,000.00          | -                 | -                            | 500,000.00               | -                         | -                       |
| 32000007-2006 | 03F-C981            |                      | 9806                | TIDWELL PARK                | -                   | -                 | -                            | -                        | -                         | -                       |
| 32000002-2006 | 03F-4C60            |                      | 9806                | Tidwell Park                | 105,000.00          | -                 | -                            | 500,000.00               | -                         | -                       |
|               |                     |                      | <b>9806 Total</b>   |                             | <b>500,000.00</b>   | <b>-</b>          | <b>-</b>                     | <b>500,000.00</b>        | <b>-</b>                  | <b>-</b>                |
|               | 2C30                |                      | 1130                | Tidwell Park                | 950,000.00          | -                 | 950,000.00                   | 1,300,000.00             | 13,721.24                 | 1,300,000.00            |
|               | C802                |                      | 1130                | Tidwell Park                | 350,000.00          | -                 | 350,000.00                   | -                        | -                         | -                       |
|               |                     |                      | <b>1130 Total</b>   |                             | <b>1,300,000.00</b> | <b>-</b>          | <b>1,300,000.00</b>          | <b>1,300,000.00</b>      | <b>13,721.24</b>          | <b>1,300,000.00</b>     |
| 32000001-2007 | 03F-6C29            |                      | 8902                | BREWSTER PARK               | 456,000.00          | 225.00            | 452,322.00                   | 456,000.00               | 145,053.60                | 429,731.27              |
|               |                     |                      | <b>8902 Total</b>   |                             | <b>456,000.00</b>   | <b>225.00</b>     | <b>452,322.00</b>            | <b>456,000.00</b>        | <b>145,053.60</b>         | <b>429,731.27</b>       |

| Grant         | HUD<br>PROG<br>CODE | SPONSORED<br>PROGRAM | HUD<br>ACCT.<br>NO. | CDBG<br>PROGRAM DISCRPTION    | Budget            | SAP<br>FISCAL YTD  | CITY<br>INCEPTION<br>TO DATE | IDIS<br>BUDGET<br>AMOUNT | FISCAL<br>YTD<br>per PR05 | IDIS<br>DRAW<br>TO DATE |
|---------------|---------------------|----------------------|---------------------|-------------------------------|-------------------|--------------------|------------------------------|--------------------------|---------------------------|-------------------------|
| 32000001-2006 | 03F-5C32            |                      | 9116                | CHARLTON PARK                 | 66,869.00         | -                  | 66,869.00                    | 66,869.00                | -                         | 66,869.00               |
|               |                     |                      | <b>9116 Total</b>   |                               | <b>66,869.00</b>  | -                  | <b>66,869.00</b>             | <b>66,869.00</b>         | -                         | <b>66,869.00</b>        |
| 32000001-2007 | 03F-6C30            |                      | 8903                | Clark Park-Improvements       | 567,000.00        | 34,735.29          | 560,017.53                   | 567,000.00               | 264,078.44                | 532,171.82              |
|               |                     |                      | <b>8903 Total</b>   |                               | <b>567,000.00</b> | <b>34,735.29</b>   | <b>560,017.53</b>            | <b>567,000.00</b>        | <b>264,078.44</b>         | <b>532,171.82</b>       |
|               | 03F-C612            |                      | 637                 | HAVILAND PARK IMPROVEMENTS    | 682,035.63        | -                  | 682,035.63                   | 659,862.63               | 0.15                      | 652,541.88              |
|               |                     |                      | <b>637 Total</b>    |                               | <b>682,035.63</b> | -                  | <b>682,035.63</b>            | <b>659,862.63</b>        | <b>0.15</b>               | <b>652,541.88</b>       |
| 32000003-2006 | 03F-3C31            |                      | 7237                | CRESTMONT PARK IMPROVEMENTS   | 828,793.74        | -                  | 828,793.74                   | 828,793.74               | 35,677.67                 | 828,793.74              |
|               |                     |                      | <b>7237 Total</b>   |                               | <b>828,793.74</b> | -                  | <b>828,793.74</b>            | <b>828,793.74</b>        | <b>35,677.67</b>          | <b>828,793.74</b>       |
| 32000003-2006 | 03F-3C32            |                      | 7990                | DIEZ PARK                     | 243,654.44        | -                  | 243,654.44                   | 243,654.44               | 9,665.80                  | 243,654.44              |
|               |                     |                      | <b>7990 Total</b>   |                               | <b>243,654.44</b> | -                  | <b>243,654.44</b>            | <b>243,654.44</b>        | <b>9,665.80</b>           | <b>243,654.44</b>       |
| 32000003-2006 | 03F-3C36            |                      | 8579                | DIEZ PARK CONCESSION/RESTROOM | 141,417.27        | -                  | 141,417.27                   | 141,417.27               | 266.93                    | 141,417.27              |
|               |                     |                      | <b>8579 Total</b>   |                               | <b>141,417.27</b> | -                  | <b>141,417.27</b>            | <b>141,417.27</b>        | <b>266.93</b>             | <b>141,417.27</b>       |
| 32000001-2006 | 03F-5C36            |                      |                     | EQUIPMENT INSTALLATION        | 630,000.00        | 111,360.87         | 458,797.87                   |                          |                           |                         |
| 32000001-2007 | 03F-6C31            |                      | 8904                | HENNESSY PARK                 | 477,000.00        | (12,741.98)        | 398,025.32                   | 477,000.00               | 198,658.19                | 378,497.58              |
|               |                     |                      | <b>8904 Total</b>   |                               | <b>477,000.00</b> | <b>(12,741.98)</b> | <b>398,025.32</b>            | <b>477,000.00</b>        | <b>198,658.19</b>         | <b>378,497.58</b>       |
| 32000003-2006 | 03F-3C33            |                      |                     | LINCOLN PARK                  | 45,000.00         | -                  | -                            |                          |                           |                         |
| 32000002-2006 | 03F-4C29            |                      | 8884                | PARK IMPROVEMENTS             | 89,828.50         | -                  | 89,828.50                    | 89,828.50                | -                         | 89,828.50               |
| 32000001-2006 | 03F-5C33            |                      |                     | TONY MARRON PARK              | 89,828.50         | -                  | 89,828.50                    | 89,828.50                | -                         | 89,828.50               |
|               |                     |                      | <b>8884 Total</b>   |                               | <b>89,828.50</b>  | -                  | <b>89,828.50</b>             | <b>89,828.50</b>         | -                         | <b>89,828.50</b>        |
| 32000002-2006 | 03F-4C13            |                      | 9658                | WALTER RASMUS PARK            | 481,189.00        | 205,025.00         | 215,025.00                   | 481,189.00               | 215,025.00                | 215,025.00              |
|               |                     |                      | <b>9658 Total</b>   |                               | <b>481,189.00</b> | <b>205,025.00</b>  | <b>215,025.00</b>            | <b>481,189.00</b>        | <b>215,025.00</b>         | <b>215,025.00</b>       |
| 32000001-2006 | 03F-5C00            |                      | 9096                | SPARKS - DEADY MIDDLE         | 17,792.00         | -                  | 17,792.00                    | 90,000.00                | 16,660.80                 | 90,000.00               |
| 32000001-2007 | 03F-6C25            |                      | 9096                | SPARKS-DEADY MS               | 72,208.00         | -                  | 72,208.00                    |                          |                           |                         |
|               |                     |                      | <b>9096 Total</b>   |                               | <b>90,000.00</b>  | -                  | <b>90,000.00</b>             | <b>90,000.00</b>         | <b>16,660.80</b>          | <b>90,000.00</b>        |
| 32000001-2006 | 03F-5C03            |                      | 8453                | SPARKS-DOGAN ELEMENTARY       | 60,000.00         | -                  | 60,000.00                    | 60,000.00                | 1,435.00                  | 60,000.00               |
|               |                     |                      | <b>8453 Total</b>   |                               | <b>60,000.00</b>  | -                  | <b>60,000.00</b>             | <b>60,000.00</b>         | <b>1,435.00</b>           | <b>60,000.00</b>        |
| 32000001-2007 | 03F-6C26            |                      | 9074                | SPARKS-LAMAR FLEMING          | 15,500.00         | -                  | 15,500.00                    | 120,000.00               | -                         | 120,000.00              |
| 32000001-2006 | 03F-5C02            |                      | 9074                | SPARKS-FLEMING MIDDLE         | 64,500.00         | -                  | 64,500.00                    |                          |                           |                         |
| 32000001-2007 | 03F-6C38            |                      | 9074                | Sparks Fleming M.S.           | 40,000.00         | -                  | 40,000.00                    |                          |                           |                         |
|               |                     |                      | <b>9074 Total</b>   |                               | <b>120,000.00</b> | -                  | <b>120,000.00</b>            | <b>120,000.00</b>        | -                         | <b>120,000.00</b>       |
| 32000001-2007 | 03F-6C24            |                      | 9364                | SPARKS-STEVENSON              | 45,469.00         | 45,469.00          | 45,469.00                    | 95,469.00                | 95,469.00                 | 95,469.00               |
| 32000007-2006 | 03F-C979            |                      | 9364                | SPARKS PROG. STEVENSON        | 50,000.00         | 29,143.85          | 50,000.00                    |                          |                           |                         |
|               |                     |                      | <b>9364 Total</b>   |                               | <b>95,469.00</b>  | <b>74,612.85</b>   | <b>95,469.00</b>             | <b>95,469.00</b>         | <b>95,469.00</b>          | <b>95,469.00</b>        |
| 32000004-2006 | 03F-2C65            |                      |                     | SPARKS PROG. MARSHALL         | 49,214.00         | -                  | 49,214.00                    |                          |                           |                         |
| 32000001-2007 | 03F-6C23            |                      | 7886                | SPARKS-MARSHALL               | 786.00            | -                  | 786.00                       |                          |                           |                         |
| 32000002-2006 | 03F-4C00            |                      |                     | BURRUS ELEMENTARY             | 85,564.40         | -                  | 85,564.40                    | 85,564.40                | -                         | 85,564.40               |
|               |                     |                      | <b>7886 Total</b>   |                               | <b>85,564.40</b>  | -                  | <b>85,564.40</b>             | <b>85,564.40</b>         | -                         | <b>85,564.40</b>        |
| 32000002-2006 | 03F-4C06            |                      | 7892                | PARK PLACE ELEMENTARY         | 157,896.00        | -                  | 157,896.00                   | 157,896.00               | -                         | 157,896.00              |
|               |                     |                      | <b>7892 Total</b>   |                               | <b>157,896.00</b> | -                  | <b>157,896.00</b>            | <b>157,896.00</b>        | -                         | <b>157,896.00</b>       |
| 32000002-2006 | 03F-4C20            |                      | 7893                | RHOADS ELEMENTARY             | 68,620.00         | -                  | 68,620.00                    | 68,620.00                | -                         | 68,620.00               |
|               |                     |                      | <b>7893 Total</b>   |                               | <b>68,620.00</b>  | -                  | <b>68,620.00</b>             | <b>68,620.00</b>         | -                         | <b>68,620.00</b>        |
| 32000002-2006 | 03F-4C21            |                      | 7894                | SPRING SHADOWS ELEM.          | 60,000.00         | (7,878.11)         | 60,000.00                    | 60,000.00                | -                         | 60,000.00               |
|               |                     |                      | <b>7894 Total</b>   |                               | <b>60,000.00</b>  | <b>(7,878.11)</b>  | <b>60,000.00</b>             | <b>60,000.00</b>         | -                         | <b>60,000.00</b>        |
| 32000002-2006 | 03F-4C22            |                      | 7895                | SPRING BRANCH ELEM            | 66,000.00         | -                  | 66,000.00                    | 66,000.00                | 6,825.32                  | 66,000.00               |
|               |                     |                      | <b>7895 Total</b>   |                               | <b>66,000.00</b>  | -                  | <b>66,000.00</b>             | <b>66,000.00</b>         | <b>6,825.32</b>           | <b>66,000.00</b>        |

| Grant         | HUD<br>PROG<br>CODE | HUD<br>SPONSORED<br>PROGRAM | HUD<br>ACCT.<br>NO. | CDBG<br>PROGRAM DESCRIPTION    | Budget       | SAP<br>FISCAL YTD | CITY<br>INCEPTION<br>TO DATE | IDIS<br>BUDGET<br>AMOUNT | FISCAL<br>YTD<br>per PR05 | IDIS<br>DRAW<br>TO DATE |
|---------------|---------------------|-----------------------------|---------------------|--------------------------------|--------------|-------------------|------------------------------|--------------------------|---------------------------|-------------------------|
| 32000001-2006 | 03F-5C04            |                             | 7895 Total          |                                | 66,000.00    | -                 | 66,000.00                    | 66,000.00                | 6,825.32                  | 66,000.00               |
|               |                     |                             | 9643                | SPARKS-JEFFERSON ELEMENTARY    | 50,000.00    | 19,192.28         | 50,000.00                    | 50,000.00                | 50,000.00                 | 50,000.00               |
| 32000001-2006 | 03F-5C05            |                             | 9643 Total          |                                | 50,000.00    | 19,192.28         | 50,000.00                    | 50,000.00                | 50,000.00                 | 50,000.00               |
|               |                     |                             | 8353                | SPARKS-ORTIZ ELEMENTARY        | 73,000.00    | -                 | 73,000.00                    | 73,000.00                | -                         | 73,000.00               |
| 32000001-2006 | 03F-5C06            |                             | 8353 Total          |                                | 73,000.00    | -                 | 73,000.00                    | 73,000.00                | -                         | 73,000.00               |
|               |                     |                             | 8352                | SPARKS-WHITTIER ELEMENTARY     | 17,391.00    | -                 | 17,391.00                    | 17,391.00                | -                         | 17,391.00               |
| 32000001-2006 | 03F-5C11            |                             | 8352 Total          |                                | 17,391.00    | -                 | 17,391.00                    | 17,391.00                | -                         | 17,391.00               |
|               |                     |                             | 8351                | SHADOW OAKS ELEM.              | 50,000.00    | -                 | 50,000.00                    | 50,000.00                | -                         | 50,000.00               |
| 32000001-2006 | 03F-5C12            |                             | 8351 Total          |                                | 50,000.00    | -                 | 50,000.00                    | 50,000.00                | -                         | 50,000.00               |
|               |                     |                             | 8234                | SMITH ELEMENTARY               | 60,000.00    | -                 | 60,000.00                    | 60,000.00                | -                         | 60,000.00               |
| 32000001-2006 | 03F-5C13            |                             | 8234 Total          |                                | 60,000.00    | -                 | 60,000.00                    | 60,000.00                | -                         | 60,000.00               |
|               |                     |                             | 8454                | BOOKER T. WASHINGTON SPARKS    | 57,317.00    | -                 | 57,317.00                    | 57,317.00                | -                         | 57,317.00               |
| 32000001-2007 | 03F-6C00            |                             | 8454 Total          |                                | 57,317.00    | -                 | 57,317.00                    | 57,317.00                | -                         | 57,317.00               |
|               |                     |                             |                     | SPARKS-DeCHAUMES               | -            | -                 | -                            | -                        | -                         | -                       |
| 32000001-2007 | 03F-6C01            |                             |                     | SPARKS-ENERGIZED FOR EXCELLENC | -            | -                 | -                            | -                        | -                         | -                       |
| 32000001-2007 | 03F-6C02            |                             | 9061                | SPARKS-GARDEN OAKS             | 50,000.00    | -                 | 50,000.00                    | 50,000.00                | -                         | 50,000.00               |
| 32000001-2007 | 03F-6C03            |                             | 9061 Total          |                                | 50,000.00    | -                 | 50,000.00                    | 50,000.00                | -                         | 50,000.00               |
|               |                     |                             |                     | SPARKS-HOLLAND MIDDLE SCHOOL   | -            | -                 | -                            | -                        | -                         | -                       |
| 32000001-2007 | 03F-6C04            |                             |                     | SPARKS-HOUSTON HIGH SCHOOL     | 21,037.00    | -                 | 21,037.00                    | 21,037.00                | -                         | 21,037.00               |
| 32000001-2007 | 03F-6C05            |                             | 9647                | SPARKS-KASHMERE HIGH SCHOOL    | 50,000.00    | 3,492.50          | 50,000.00                    | 50,000.00                | 50,000.00                 | 50,000.00               |
| 32000001-2007 | 03F-6C06            |                             | 9647 Total          |                                | 50,000.00    | 3,492.50          | 50,000.00                    | 50,000.00                | 50,000.00                 | 50,000.00               |
|               |                     |                             | 9062                | SPARKS-McREYNOLDS              | 50,000.00    | -                 | 50,000.00                    | 50,000.00                | -                         | 50,000.00               |
| 32000001-2007 | 03F-6C27            |                             | 9062 Total          |                                | 50,000.00    | -                 | 50,000.00                    | 50,000.00                | -                         | 50,000.00               |
|               |                     |                             |                     | SPARK - Yates                  | 55,000.00    | -                 | 55,000.00                    | 55,000.00                | 5,000.00                  | 55,000.00               |
| 32000001-2008 | 03F-7C05            |                             |                     | SPARK - Spring Woods           | 16,000.00    | -                 | 16,000.00                    | 16,000.00                | -                         | 16,000.00               |
| 32000001-2008 | 03F-7C09            |                             |                     | SPARK - Holland                | 50,000.00    | -                 | 50,000.00                    | 50,000.00                | -                         | 50,000.00               |
| 32000001-2008 | 03F-7C06            |                             |                     | SPARK - HOHL                   | 34,000.00    | -                 | 34,000.00                    | 34,000.00                | -                         | 34,000.00               |
| 32000001-2008 | 03F-7C04            |                             |                     | SPARK - Emerson                | 50,000.00    | -                 | 50,000.00                    | 50,000.00                | -                         | 50,000.00               |
| 32000001-2008 | 03F-7C03            |                             |                     | SPARK - cIMARRON               | 50,000.00    | -                 | 50,000.00                    | 50,000.00                | -                         | 50,000.00               |
| 32000001-2008 | 03F-7C01            |                             | 9746                | SPARK - Alameda                | 50,000.00    | 50,000.00         | 50,000.00                    | 50,000.00                | 7,235.76                  | 50,000.00               |
| 32000001-2008 | 03F-7C02            |                             | 9746 Total          |                                | 50,000.00    | 50,000.00         | 50,000.00                    | 50,000.00                | 7,235.76                  | 50,000.00               |
|               |                     |                             |                     | SPARK - Cummings Elementary    | 50,000.00    | -                 | 50,000.00                    | 50,000.00                | -                         | 50,000.00               |
| 32000001-2009 | 03F-8C20            |                             |                     | SPARK - Garfield Elementary    | 55,000.00    | -                 | 55,000.00                    | 55,000.00                | -                         | 55,000.00               |
| 32000001-2009 | 03F-8C21            |                             |                     | SPARK-Patrick Hendry Midle Sch | 55,000.00    | -                 | 55,000.00                    | 55,000.00                | -                         | 55,000.00               |
| 32000001-2009 | 03F-8C22            |                             |                     | SPARK - Coop Elementary        | 55,000.00    | -                 | 55,000.00                    | 55,000.00                | -                         | 55,000.00               |
| 32000001-2009 | 03F-8C23            |                             |                     | SPARK - Chavez Elementary      | 25,000.00    | -                 | 25,000.00                    | 25,000.00                | -                         | 25,000.00               |
| 32000001-2009 | 03F-8C24            |                             |                     | SPARK - Hererra Elementary     | 55,000.00    | -                 | 55,000.00                    | 55,000.00                | -                         | 55,000.00               |
| 32000001-2009 | 03F-8C25            |                             | 9652                | MEMORIAL ASSISTANCE MINISTRIES | 150,000.00   | 93,017.17         | 107,813.93                   | 150,000.00               | 99,534.25                 | 99,534.25               |
| 32000001-2008 | 03E-7C26            |                             | 9652 Total          |                                | 150,000.00   | 93,017.17         | 107,813.93                   | 150,000.00               | 99,534.25                 | 99,534.25               |
|               |                     |                             | 7792                | STAR OF HOPE                   | 500,000.00   | -                 | 500,000.00                   | 600,000.00               | 143,326.00                | 600,000.00              |
| 32000005-2006 | 03E-1C22            |                             | 7792                | STAR OF HOPE                   | 100,000.00   | -                 | 100,000.00                   | 100,000.00               | -                         | 100,000.00              |
| 32000001-2008 | 03E-7C25            |                             | 7792 Total          |                                | 100,000.00   | 100,000.00        | 100,000.00                   | 100,000.00               | -                         | 100,000.00              |
|               |                     |                             | 8053                | STORM DRAINAGE/DITCH CLEANING  | 600,000.00   | 100,000.00        | 600,000.00                   | 600,000.00               | 143,326.00                | 600,000.00              |
| 32000002-2006 | 03I-4C07            |                             | 8053 Total          |                                | 600,000.00   | 100,000.00        | 600,000.00                   | 600,000.00               | 143,326.00                | 600,000.00              |
|               |                     |                             |                     |                                | 2,393,032.84 | -                 | 2,393,032.84                 | 2,147,280.73             | 27,294.50                 | 2,147,280.73            |

| Grant         | HUD<br>PROG<br>CODE | HUD<br>SPONSORED<br>PROGRAM | HUD<br>ACCT.<br>NO. | CDBG<br>PROGRAM DESCRIPTION    | Budget              | SAP<br>FISCAL YTD   | CITY<br>INCEPTION<br>TO DATE | IDIS<br>BUDGET<br>AMOUNT | FISCAL<br>YTD<br>per PR05 | IDIS<br>DRAW<br>TO DATE |
|---------------|---------------------|-----------------------------|---------------------|--------------------------------|---------------------|---------------------|------------------------------|--------------------------|---------------------------|-------------------------|
|               |                     |                             | <b>8053 Total</b>   |                                | <b>2,393,032.84</b> |                     | <b>2,393,032.84</b>          | <b>2,147,280.73</b>      | <b>27,294.50</b>          | <b>2,147,280.73</b>     |
| 32000013-2006 | 03I-C361            |                             | 8054                | STORM DRAIN DITCH(PART OF B04) | 48,730.37           | -                   | 48,730.37                    | 1,736,430.53             | 35,177.04                 | 1,736,430.53            |
| 32000010-2006 | 03I-C646            |                             | 8054                | STORM DRAIN DITCH(PART OF B04) | 78,543.62           | -                   | 78,543.62                    | -                        | -                         | -                       |
| 32000009-2006 | 03I-C744            |                             | 8054                | STORM DRAIN DITCH(PART OF B04) | 102,968.51          | -                   | 102,968.51                   | -                        | -                         | -                       |
| 32000008-2006 | 03I-C848            |                             | 8054                | STORM DRAINAGE DITCH CLEANING  | 338,712.22          | -                   | 338,712.22                   | -                        | -                         | -                       |
| 32000007-2006 | 03I-C912            |                             | 8054                | STORM DRAINAGE DITCH CLEAN     | 921,723.70          | -                   | 921,723.70                   | -                        | -                         | -                       |
|               |                     |                             | <b>8054 Total</b>   |                                | <b>1,490,678.42</b> |                     | <b>1,490,678.42</b>          | <b>1,736,430.53</b>      | <b>35,177.04</b>          | <b>1,736,430.53</b>     |
| 32000001-2007 | 03I-6C07            |                             | 8544                | STORM DRAINAGE-LANCASTER       | 2,000,000.00        | -                   | 2,000,000.00                 | 3,117,163.00             | 1,204,968.96              | 3,114,463.58            |
| 32000001-2008 | 03I-7C10            |                             | 8544                | STORM DRAINAGE - LANCASTER     | 1,117,163.00        | 1,117,163.00        | 1,117,163.00                 | -                        | -                         | -                       |
|               |                     |                             | <b>8544 Total</b>   |                                | <b>3,117,163.00</b> | <b>1,117,163.00</b> | <b>3,117,163.00</b>          | <b>3,117,163.00</b>      | <b>1,204,968.96</b>       | <b>3,114,463.58</b>     |
| 32000001-2007 | 03I-6C08            |                             | 8543                | STORM DRAINAGE-SHARPSTOWN      | 686,560.00          | -                   | 686,560.00                   | 686,560.00               | 32,272.20                 | 686,560.00              |
|               |                     |                             | <b>8543 Total</b>   |                                | <b>686,560.00</b>   |                     | <b>686,560.00</b>            | <b>686,560.00</b>        | <b>32,272.20</b>          | <b>686,560.00</b>       |
| 32000001-2007 | 03I-6C09            |                             | 8517                | STORM DRAINAGE-SUNNYSIDE CRT   | 2,000,000.00        | -                   | 2,000,000.00                 | 2,000,000.00             | 26,040.63                 | 2,000,000.00            |
|               |                     |                             | <b>8517 Total</b>   |                                | <b>2,000,000.00</b> |                     | <b>2,000,000.00</b>          | <b>2,000,000.00</b>      | <b>26,040.63</b>          | <b>2,000,000.00</b>     |
| 32000001-2008 | 03I-7C07            |                             |                     | STORM DRAIN-SETTEGAST          | -                   | -                   | -                            | -                        | -                         | -                       |
| 32000002-2006 | 03I-4C08            |                             | 9625                | Trinity Gardens Storm Drainage | 50,000.00           | 50,000.00           | 50,000.00                    | -                        | -                         | -                       |
| 32000001-2009 | 03I-8C07            |                             | 9625                | Infrastructure - Trinity Hous  | 3,000,000.00        | 1,531,945.90        | 2,030,300.16                 | 3,050,000.00             | 1,014,220.27              | 1,455,348.58            |
|               |                     |                             | <b>9625 Total</b>   |                                | <b>3,050,000.00</b> | <b>1,581,945.90</b> | <b>2,080,300.16</b>          | <b>3,050,000.00</b>      | <b>1,014,220.27</b>       | <b>1,455,348.58</b>     |
| 32000003-2006 | 03K-3C10            |                             | 7174                | TIER X NEIGHBORHOODS STREET    | 1,344,843.48        | 475,482.98          | 1,344,843.48                 | 106,127.90               | -                         | 106,127.90              |
| 32000004-2006 | 03K-2C07            |                             | 6661                | STREET OVERLAY-UNALLOCATED     | 5,179,612.45        | -                   | 5,179,612.45                 | 227,359.57               | -                         | 227,359.57              |
|               |                     |                             | <b>6661 Total</b>   |                                | <b>6,524,455.93</b> | <b>475,482.98</b>   | <b>6,524,455.93</b>          | <b>6,524,455.93</b>      | <b>0.56</b>               | <b>6,524,455.93</b>     |
| 32000005-2006 | 03K-1C08            |                             | 8125                | STREET RECONSTRUCTION (BENSON) | 250,000.00          | -                   | 234,852.28                   | 225,720.56               | -                         | 225,720.56              |
|               |                     |                             | <b>8125 Total</b>   |                                | <b>250,000.00</b>   |                     | <b>234,852.28</b>            | <b>225,720.56</b>        |                           |                         |
| 32000005-2006 | 03E-1C19            |                             | 9651                | TALENTO BILINGUAL              | 170,000.00          | 170,000.00          | 170,000.00                   | 220,000.00               | 70,292.40                 | 208,992.40              |
| 32000007-2006 | 03E-C925            |                             | 9651                | Talento Bilingue de Houston    | 50,000.00           | 49,992.00           | 49,992.00                    | -                        | -                         | -                       |
|               |                     |                             | <b>9651 Total</b>   |                                | <b>220,000.00</b>   | <b>219,992.00</b>   | <b>219,992.00</b>            | <b>220,000.00</b>        | <b>70,292.40</b>          | <b>208,992.40</b>       |
| 32000001-2006 | 03N-5C18            |                             | 9204                | TREE-ACRES HOMES               | 129,160.64          | -                   | 96,315.00                    | 129,160.64               | 96,315.00                 | 96,315.00               |
|               |                     |                             | <b>9204 Total</b>   |                                | <b>129,160.64</b>   |                     | <b>96,315.00</b>             | <b>129,160.64</b>        |                           |                         |
| 32000001-2006 | 03N-5C21            |                             |                     | TREE-CLINTON PARK              | -                   | 19,347.20           | 19,347.20                    | -                        | -                         | -                       |
| 32000001-2006 | 03N-5C22            |                             |                     | TREE-INDEPENDENCE HEIGHTS      | -                   | -                   | 18,255.00                    | 25,483.10                | -                         | 18,255.00               |
| 32000001-2006 | 03N-5C23            |                             | 9207                | TREE-SETTEGAST                 | 25,483.10           | -                   | 18,255.00                    | 25,483.10                | -                         | 18,255.00               |
|               |                     |                             | <b>9207 Total</b>   |                                | <b>25,483.10</b>    |                     | <b>18,255.00</b>             | <b>25,483.10</b>         |                           |                         |
| 32000001-2006 | 03N-5C24            |                             | 9208                | TREE-SUNNYSIDE                 | 293,189.82          | -                   | 186,620.00                   | 293,189.82               | 186,620.00                | 186,620.00              |
|               |                     |                             | <b>9208 Total</b>   |                                | <b>293,189.82</b>   |                     | <b>186,620.00</b>            | <b>293,189.82</b>        |                           | <b>186,620.00</b>       |
| 32000001-2006 | 03N-5C25            |                             | 9206                | TREE-FIFTH WARD                | 29,104.39           | -                   | 18,915.00                    | 29,104.39                | 9,555.00                  | 18,915.00               |
|               |                     |                             | <b>9206 Total</b>   |                                | <b>29,104.39</b>    |                     | <b>18,915.00</b>             | <b>29,104.39</b>         | <b>9,555.00</b>           | <b>18,915.00</b>        |

| Grant         | HUD<br>PROG<br>CODE | SPONSORED<br>PROGRAM | HUD<br>ACCT.<br>NO. | CDBG<br>PROGRAM DESCRIPTION    | Budget              | SAP<br>FISCAL YTD  | CITY<br>INCEPTION<br>TO DATE | IDIS<br>BUDGET<br>AMOUNT | FISCAL<br>YTD<br>per PR05 | IDIS<br>DRAW<br>TO DATE |
|---------------|---------------------|----------------------|---------------------|--------------------------------|---------------------|--------------------|------------------------------|--------------------------|---------------------------|-------------------------|
| 32000001-2006 | 03N-5C26            |                      |                     | TREE-THIRD WARD                |                     |                    |                              |                          |                           |                         |
| 32000001-2006 | 03N-5C27            |                      | 9209                | TREE-TRINITY/HOUSTON GARDENS   | 72,291.54           | -                  | 43,135.00                    | 72,291.54                | -                         | 43,135.00               |
|               |                     |                      | <b>9209 Total</b>   |                                | <b>72,291.54</b>    | -                  | <b>43,135.00</b>             | <b>72,291.54</b>         | -                         | <b>43,135.00</b>        |
| 32000001-2006 | 03N-5C55            |                      | 9205                | Tree - Near North Side         | 1,341.22            | -                  | -                            | 1,341.22                 | -                         | -                       |
|               |                     |                      | <b>9205 Total</b>   |                                | <b>1,341.22</b>     | -                  | -                            | <b>1,341.22</b>          | -                         | -                       |
| 32000001-2006 | 03N-5C56            |                      | 9210                | Tree - Denver Harbor           | 27,897.29           | -                  | -                            | 27,897.29                | -                         | -                       |
|               |                     |                      | <b>9210 Total</b>   |                                | <b>27,897.29</b>    | -                  | -                            | <b>27,897.29</b>         | -                         | -                       |
| 32000004-2006 | 03N-2C50            |                      | 8036                | TREE PLANTING                  | 319,853.20          | -                  | 319,853.20                   | 319,853.20               | -                         | 319,853.20              |
|               |                     |                      | <b>8036 Total</b>   |                                | <b>319,853.20</b>   | -                  | <b>319,853.20</b>            | <b>319,853.20</b>        | -                         | <b>319,853.20</b>       |
| 32000003-2006 | 03N-3C35            |                      |                     | TREE PLANTING                  | 50,000.00           | -                  | -                            | -                        | -                         | -                       |
| 32000012-2006 | 01-B415             |                      | 8594                | TSU Demonstration Neighborhood | 11,977.25           | -                  | 11,977.25                    | 23,954.50                | -                         | 23,954.50               |
| 32000012-2006 | 20-B415             |                      | 8594                | TSU DEMONSTRATION              | 11,977.25           | -                  | 11,977.25                    | 23,954.50                | -                         | 23,954.50               |
|               |                     |                      | <b>8594 Total</b>   |                                | <b>23,954.50</b>    | -                  | <b>23,954.50</b>             | <b>23,954.50</b>         | -                         | <b>23,954.50</b>        |
| 32000001-2006 | 05-5S60             |                      | 8947                | ENTREPRENEURIAL JOB TRAINING   | 154,715.60          | (16,904.54)        | 154,715.60                   | 154,715.60               | -                         | 154,715.60              |
|               |                     |                      | <b>8947 Total</b>   |                                | <b>154,715.60</b>   | <b>(16,904.54)</b> | <b>154,715.60</b>            | <b>154,715.60</b>        | -                         | <b>154,715.60</b>       |
| 32000001-2006 | 05-5S72             |                      | 9640                | TSU Small Business Resourc Ctr | 57,820.00           | 44,343.54          | 44,343.54                    | 57,820.00                | 44,343.54                 | 44,343.54               |
|               |                     |                      | <b>9640 Total</b>   |                                | <b>57,820.00</b>    | <b>44,343.54</b>   | <b>44,343.54</b>             | <b>57,820.00</b>         | <b>44,343.54</b>          | <b>44,343.54</b>        |
| 32000001-2009 | 05-8S62             |                      |                     | TSU Small Business Center      | 182,530.00          | -                  | -                            | -                        | -                         | -                       |
| 32000005-2006 | 03E-1C26            |                      | 8356                | VILLAGE LEARNING & ACHIEVE CTR | 131,705.87          | -                  | 131,705.87                   | 800,000.00               | 17,237.65                 | 798,928.58              |
| 32000004-2006 | 03E-2C19            |                      | 8356                | VILLAGE LEARNING & ACHIEVE CTR | 123,792.00          | (21,038.39)        | 123,792.00                   | -                        | -                         | -                       |
| 32000003-2006 | 03E-3C19            |                      | 8356                | VILLAGE LEARNING & ACHIEVE CTR | 74,731.53           | 9,262.41           | 74,731.53                    | -                        | -                         | -                       |
| 32000006-2006 | 03E-C027            |                      | 8356                | VILLAGE LEARNING ACHIEVE CTR   | 185,447.41          | (750.00)           | 185,447.41                   | -                        | -                         | -                       |
| 32000010-2006 | 03E-C651            |                      | 8356                | Village Learning Ctr-Facility  | 111,473.68          | -                  | 111,473.68                   | -                        | -                         | -                       |
| 32000008-2006 | 03E-C855            |                      | 8356                | Village Learning Ctr-Facility  | 34,000.00           | 4,500.00           | 33,141.09                    | -                        | -                         | -                       |
| 32000007-2006 | 03E-C973            |                      | 8356                | VILLAGE LEARNING & ACHIEVE CTR | 104,367.39          | -                  | 104,367.38                   | -                        | -                         | -                       |
| 32000002-2006 | 03E-4C40            |                      | 8356                | VILLAGE LEARNING ACHIEVE CTR   | 34,482.12           | 12,525.98          | 34,482.12                    | -                        | -                         | -                       |
|               |                     |                      | <b>8356 Total</b>   |                                | <b>800,000.00</b>   | <b>4,500.00</b>    | <b>799,141.08</b>            | <b>800,000.00</b>        | <b>17,237.65</b>          | <b>798,928.58</b>       |
| 32000001-2008 | 05-7S47             |                      |                     | VILLAGE LEARNING HANDICAP      | 40,000.00           | -                  | -                            | -                        | -                         | -                       |
| 32000001-2007 | 03-6HC5             |                      | 9087                | Water & Sewer Svcs Connections | 750,000.00          | 206,738.70         | 503,413.11                   | 750,000.00               | 189,341.15                | 501,143.15              |
|               |                     |                      | <b>9087 Total</b>   |                                | <b>750,000.00</b>   | <b>206,738.70</b>  | <b>503,413.11</b>            | <b>750,000.00</b>        | <b>189,341.15</b>         | <b>501,143.15</b>       |
| 32000002-2006 | 14B-4HA4            |                      | 7486                | CLOUDBREAK/US VETS M/F ACQ.    | 25,705.57           | 25,705.57          | 25,705.57                    | 611,270.00               | 611,370.00                | 611,270.00              |
| 32000013-2006 | 14B-H313            |                      | 7486                | Cloudbreak Houston LLC         | 204.15              | 204.15             | 204.15                       | -                        | -                         | -                       |
| 32000008-2006 | 14B-H806            |                      | 7486                | Cloudbreak Houston LLC         | 17,075.00           | 17,075.00          | 17,075.00                    | -                        | -                         | -                       |
| 32000003-2006 | 14B-3HA7            |                      | 7486                | Cloudbreak Houston LLC         | 164,577.89          | 164,577.89         | 164,577.89                   | -                        | -                         | -                       |
| 32000001-2006 | 14B-5HA6            |                      | 7486                | Cloudbreak Houston LLC         | 1,615.00            | 1,615.00           | 1,615.00                     | -                        | -                         | -                       |
| 32000001-2007 | 14B-6HA7            |                      | 7486                | CLOUDBREAK/US VETS M/F AQU.    | 402,092.39          | 402,092.39         | 402,092.39                   | -                        | -                         | -                       |
|               |                     |                      | <b>7486 Total</b>   |                                | <b>611,270.00</b>   | <b>611,270.00</b>  | <b>611,270.00</b>            | <b>611,270.00</b>        | <b>611,370.00</b>         | <b>611,270.00</b>       |
| 32000003-2006 | 14B-3HA6            |                      | 7824                | GOLDBERG TOWERS                | 2,142,707.41        | -                  | 2,142,707.41                 | 2,142,707.41             | -                         | 2,142,707.41            |
|               |                     |                      | <b>7824 Total</b>   |                                | <b>2,142,707.41</b> | <b>-</b>           | <b>2,142,707.41</b>          | <b>2,142,707.41</b>      | <b>-</b>                  | <b>2,142,707.41</b>     |
| 32000001-2006 | 14C-5HAD            |                      | 8997                | KELLY RD SITE IMPROVEMENTS     | -                   | -                  | -                            | -                        | -                         | -                       |
|               |                     |                      | <b>8997 Total</b>   |                                | <b>-</b>            | <b>-</b>           | <b>-</b>                     | <b>-</b>                 | <b>-</b>                  | <b>-</b>                |
| 32000001-2006 | 14C-5HA7            |                      | 8996                | TELEPHONE RD SITE IMPROVEMENTS | 750,000.00          | 72,508.61          | 750,000.00                   | 750,000.00               | 102,640.35                | 750,000.00              |
|               |                     |                      | <b>8996 Total</b>   |                                | <b>750,000.00</b>   | <b>72,508.61</b>   | <b>750,000.00</b>            | <b>750,000.00</b>        | <b>102,640.35</b>         | <b>750,000.00</b>       |
| 32000003-2006 | 14I-3HAB            |                      | 820                 | LEAD BASED PAINT TESTING       | 138,523.49          | -                  | 138,523.49                   | 298,897.42               | 2,716.00                  | 298,897.42              |

| Grant         | HUD<br>PROG<br>CODE | HUD<br>SPONSORED<br>PROGRAM | HUD<br>ACCT.<br>NO. | CDBG<br>PROGRAM DESCRIPTION         | Budget       | SAP<br>FISCAL YTD | CITY<br>INCEPTION<br>TO DATE | IDIS<br>BUDGET<br>AMOUNT | FISCAL<br>YTD<br>per PROJ | IDIS<br>DRAW<br>TO DATE |
|---------------|---------------------|-----------------------------|---------------------|-------------------------------------|--------------|-------------------|------------------------------|--------------------------|---------------------------|-------------------------|
| 32000008-2006 | H326                | 14I-H812                    | 820                 | 820 LEAD BASED PAINT INSPECTIONS    | 63,366.00    | -                 | 63,366.00                    | -                        | -                         | -                       |
|               |                     |                             | 820 Total           |                                     | 103,807.93   | -                 | 103,807.93                   | -                        | -                         | -                       |
| 32000001-2006 |                     | 14I-5HAB                    | 7973                | 7973 LEAD BASED PAINT TESTING       | 305,697.42   | -                 | 305,697.42                   | 298,897.42               | 2,716.00                  | 298,897.42              |
|               |                     |                             | 7973 Total          |                                     | 350,267.94   | -                 | 350,267.94                   | 350,267.94               | 14,525.85                 | 350,267.94              |
| 32000001-2006 |                     | 14I-5HAC                    | 8187                | 8187 LEAD BASED PAINT ABATEMENT     | 605,094.25   | (22.61)           | 605,094.25                   | 605,094.25               | 14,525.85                 | 605,094.25              |
|               |                     |                             | 8187 Total          |                                     | 605,094.25   | (22.61)           | 605,094.25                   | 605,094.25               | 492.76                    | 605,094.25              |
| 32000001-2007 |                     | 14A-6HAB                    | 8415                | 8415 LEAD BASED PAINTING            | 1,000,000.00 | 75,183.64         | 820,933.59                   | 1,000,000.00             | 123,840.46                | 820,933.59              |
|               |                     |                             | 8415 Total          |                                     | 1,000,000.00 | 75,183.64         | 820,933.59                   | 1,000,000.00             | 123,840.46                | 820,933.59              |
| 32000001-2008 |                     | 14I-7HAB                    | 9066                | 9066 LEAD BASED PAINT TESTING       | 350,000.00   | 69,709.94         | 350,000.00                   | 350,000.00               | 89,821.06                 | 350,000.00              |
|               |                     |                             | 9066 Total          |                                     | 350,000.00   | 69,709.94         | 350,000.00                   | 350,000.00               | 89,821.06                 | 350,000.00              |
| 32000001-2009 |                     | 14I-8H20                    | 9657                | 9657 Lead Based Paint Testing       | 1,000,000.00 | 229,292.75        | 229,751.07                   | 350,000.00               | 229,751.07                | 229,751.07              |
|               |                     |                             | 9657 Total          |                                     | 1,000,000.00 | 229,292.75        | 229,751.07                   | 350,000.00               | 229,751.07                | 229,751.07              |
| 32000001-2008 |                     | 14I-7HAC                    | 9379                | 9379 LEAD BASED PAINT HAZARD        | 325,000.00   | 67,927.05         | 69,803.12                    | 325,000.00               | 67,926.96                 | 69,908.62               |
|               |                     |                             | 9379 Total          |                                     | 325,000.00   | 67,927.05         | 69,803.12                    | 325,000.00               | 67,926.96                 | 69,908.62               |
| 32000001-2008 |                     | 14I-7HAD                    | 9655                | 9655 LEAD BASED PAINT HAZARD ROUND  | 325,000.00   | 114,422.34        | 123,671.16                   | 325,000.00               | 109,242.96                | 123,653.19              |
|               |                     |                             | 9655 Total          |                                     | 325,000.00   | 114,422.34        | 123,671.16                   | 325,000.00               | 109,242.96                | 123,653.19              |
| 32000002-2006 |                     | 14B-4HA7                    | 8122                | 8122 M/F PROJECT DELIVERY COSTS     | 249,028.00   | -                 | 249,028.00                   | 249,028.00               | 109,242.96                | 123,653.19              |
|               |                     |                             | 8122 Total          |                                     | 249,028.00   | -                 | 249,028.00                   | 249,028.00               | 109,242.96                | 123,653.19              |
| 32000001-2007 |                     | 14H-6HA6                    | 9796                | 9796 M/F WORKOUT PROJECTS           | 255,424.31   | 6,900.00          | 7,625.00                     | 22,850.00                | -                         | 249,028.00              |
|               |                     |                             | 9796 Total          |                                     | 255,424.31   | 6,900.00          | 7,625.00                     | 22,850.00                | -                         | 249,028.00              |
| 32000003-2006 |                     | 14B-3HA5                    |                     | MULTI-FAMILY ACQ/REHAB              | 261,583.05   | (153,419.00)      | 7,625.00                     | 22,850.00                | -                         | 725.00                  |
|               |                     |                             | 9796 Total          |                                     | 261,583.05   | (153,419.00)      | 7,625.00                     | 22,850.00                | -                         | 725.00                  |
| 32000002-2006 |                     | 14B-4HA5                    |                     | MULTI-FAMILY ACQ/REHAB              | 79,836.15    | -                 | -                            | -                        | -                         | -                       |
|               |                     |                             | 9796 Total          |                                     | 79,836.15    | -                 | -                            | -                        | -                         | -                       |
| 32000001-2006 |                     | 14B-5HA5                    |                     | MULTI-FAMILY ACQ/REHAB              | 1,650,310.20 | -                 | -                            | -                        | -                         | -                       |
|               |                     |                             | 9796 Total          |                                     | 1,650,310.20 | -                 | -                            | -                        | -                         | -                       |
| 32000001-2007 |                     | 14B-6HA5                    |                     | MULTI-FAMILY ACQUISITION REHAB      | 438,999.70   | -                 | -                            | -                        | -                         | -                       |
|               |                     |                             | 9796 Total          |                                     | 438,999.70   | -                 | -                            | -                        | -                         | -                       |
| 32000008-2006 |                     | 14B-H805                    |                     | Multi-Family Unallocated            | 143,146.09   | -                 | -                            | -                        | -                         | -                       |
|               |                     |                             | 9796 Total          |                                     | 143,146.09   | -                 | -                            | -                        | -                         | -                       |
| 32000013-2006 |                     | 14B-H312                    |                     | MULTI-FAMILY HOUSING PROGRAM        | 65,008.38    | -                 | -                            | -                        | -                         | -                       |
|               |                     |                             | 9796 Total          |                                     | 65,008.38    | -                 | -                            | -                        | -                         | -                       |
| 32000003-2006 |                     | 14B-3HAC                    | 8608                | 8608 ROCKWELL CMMTY 26 LP CMNO REAL | 461,076.38   | -                 | 461,076.38                   | 4,375,000.00             | 3,560,561.55              | 4,375,000.00            |
|               |                     |                             | 8608 Total          |                                     | 461,076.38   | -                 | 461,076.38                   | 4,375,000.00             | 3,560,561.55              | 4,375,000.00            |
| 32000002-2006 |                     | 14B-4HA9                    | 8608                | 8608 ROCKWELL CMMTY 26 LP CMNO REAL | 1,278,165.50 | -                 | 1,278,165.50                 | 6,040,974.63             | -                         | 6,040,974.63            |
|               |                     |                             | 8608 Total          |                                     | 1,278,165.50 | -                 | 1,278,165.50                 | 6,040,974.63             | -                         | 6,040,974.63            |
| 32000001-2006 |                     | 14B-5HA9                    | 8608                | 8608 ROCKWELL CMMTY 26 LP CMNO REAL | 1,000,000.00 | -                 | 1,000,000.00                 | 1,308,322.24             | 490,386.50                | 1,135,834.76            |
|               |                     |                             | 8608 Total          |                                     | 1,000,000.00 | -                 | 1,000,000.00                 | 1,308,322.24             | 490,386.50                | 1,135,834.76            |
| 32000001-2007 |                     | 14B-6HA9                    | 8608                | 8608 ROCKWELL CMMTY 26 LP CMNO REAL | 1,455,731.12 | -                 | 1,455,731.12                 | 3,911,251.00             | 2,543,627.11              | 2,927,286.40            |
|               |                     |                             | 8608 Total          |                                     | 1,455,731.12 | -                 | 1,455,731.12                 | 3,911,251.00             | 2,543,627.11              | 2,927,286.40            |
| 32000009-2006 |                     | 14B-H718                    | 8608                | 8608 ROCKWELL CMMTY 26 LP CMNO REAL | 180,027.00   | -                 | 180,027.00                   | 3,911,251.00             | 2,543,627.11              | 2,927,286.40            |
|               |                     |                             | 8608 Total          |                                     | 180,027.00   | -                 | 180,027.00                   | 3,911,251.00             | 2,543,627.11              | 2,927,286.40            |
| 32000007-2006 |                     | 14A-H915                    | 653                 | 653 NTL ASSOC. MINRTRY CON-PSI      | 4,375,000.00 | -                 | 4,375,000.00                 | 4,375,000.00             | 3,560,561.55              | 4,375,000.00            |
|               |                     |                             | 653 Total           |                                     | 4,375,000.00 | -                 | 4,375,000.00                 | 4,375,000.00             | 3,560,561.55              | 4,375,000.00            |
| 32000001-2007 |                     | 14A-6HA1                    | 9126                | 9126 S/F HOUSING REPAIR PROGRAM     | 6,493,912.55 | 1,044.00          | 6,491,971.17                 | 6,040,974.63             | -                         | 6,040,974.63            |
|               |                     |                             | 9126 Total          |                                     | 6,493,912.55 | 1,044.00          | 6,491,971.17                 | 6,040,974.63             | -                         | 6,040,974.63            |
| 32000001-2008 |                     | 14A-7HA1                    | 9162                | 9162 S/F HOUSING REPAIR PROGRAM     | 1,308,322.24 | 124,896.45        | 1,143,634.76                 | 1,308,322.24             | 490,386.50                | 1,135,834.76            |
|               |                     |                             | 9162 Total          |                                     | 1,308,322.24 | 124,896.45        | 1,143,634.76                 | 1,308,322.24             | 490,386.50                | 1,135,834.76            |
| 32000001-2009 |                     | 14A-8HA1                    | 9674                | 9674 Single Family Housing Repair   | 3,911,251.00 | 2,549,055.88      | 2,960,323.95                 | 3,911,251.00             | 2,543,627.11              | 2,927,286.40            |
|               |                     |                             | 9674 Total          |                                     | 3,911,251.00 | 2,549,055.88      | 2,960,323.95                 | 3,911,251.00             | 2,543,627.11              | 2,927,286.40            |
| 32000013-2006 |                     | 14A-H302                    | 460                 | 460 HOUSING ASSISTANCE PROGRAMS     | 3,911,251.00 | 119,284.80        | 222,911.30                   | 3,911,251.00             | 130,410.80                | 211,380.65              |
|               |                     |                             | 460 Total           |                                     | 3,911,251.00 | 119,284.80        | 222,911.30                   | 3,911,251.00             | 130,410.80                | 211,380.65              |
| 32000012-2006 |                     | 14A-H402                    | 460                 | 460 HOUSING ASSISTANCE PROGRAMS     | 1,487,181.00 | -                 | 1,480,074.34                 | 3,911,251.00             | -                         | 132,574.00              |
|               |                     |                             | 460 Total           |                                     | 1,487,181.00 | -                 | 1,480,074.34                 | 3,911,251.00             | -                         | 132,574.00              |
| 32000011-2006 |                     | 14A-H501                    | 460                 | 460 SINGLE FAMILY SUBSTAN. REHAB    | 1,187,851.35 | -                 | 1,186,438.01                 | 132,574.00               | -                         | 132,574.00              |
|               |                     |                             | 460 Total           |                                     | 1,187,851.35 | -                 | 1,186,438.01                 | 132,574.00               | -                         | 132,574.00              |
|               |                     |                             | 9674 Total          |                                     | 362,279.49   | -                 | 362,279.09                   | -                        | -                         | -                       |

| Grant         | HUD<br>PROG<br>CODE | SPONSORED<br>PROGRAM | HUD<br>ACCT.<br>NO. | CDBG<br>PROGRAM DESCRIPTION   | Budget        | SAP<br>FISCAL YTD | CITY<br>INCEPTION<br>TO DATE | IDIS<br>BUDGET<br>AMOUNT | FISCAL<br>YTD<br>per PR05 | IDIS<br>DRAW<br>TO DATE |
|---------------|---------------------|----------------------|---------------------|-------------------------------|---------------|-------------------|------------------------------|--------------------------|---------------------------|-------------------------|
| 32000008-2006 | 13-H825             | H625                 | 460 Total           | HOMEOWNERSHIP/URBAN LEAGUE    | 3,037,311.84  | -                 | 3,028,791.44                 | 132,574.00               | -                         | 132,574.00              |
|               |                     |                      | 3249                |                               | 6,927.91      | -                 | 6,927.91                     | 139,961.87               | -                         | 139,961.87              |
|               |                     |                      | 3249                |                               | 133,033.96    | -                 | 133,033.96                   | -                        | -                         | -                       |
| 32000001-2006 | 14B-5HB1            |                      | 3249 Total          | W. Leo Daniels Towers         | 139,961.87    | -                 | 139,961.87                   | 139,961.87               | -                         | 139,961.87              |
| 32000001-2007 | 14B-6HC6            |                      | 9112                | W. Leo Daniels Towers         | 132,783.40    | -                 | -                            | -                        | -                         | -                       |
|               |                     |                      | 9112 Total          |                               | 538,185.60    | -                 | -                            | 538,185.60               | 100,531.00                | -                       |
| 32000014-2006 | 14B-H202            |                      | 298 Total           | HOUSING ASSISTANCE PROGRAMS   | 1,712,452.09  | -                 | 1,650,413.34                 | -                        | -                         | -                       |
| 32000012-2006 | 01-B404             |                      | 298 Total           |                               | 1,712,452.09  | -                 | 1,650,413.34                 | -                        | -                         | -                       |
|               |                     |                      | 847 Total           | ACQUISITION OF LOTS           | -             | -                 | -                            | -                        | -                         | -                       |
| 32000002-2006 | 15-4K02             |                      | 7703                | CODE ENFORCEMENT              | 1,732,600.00  | (649.27)          | 1,460,275.54                 | 1,732,600.00             | 383.27                    | 1,460,275.54            |
| 32000001-2006 | 15-5K02             |                      | 7703 Total          |                               | 1,732,600.00  | (649.27)          | 1,460,275.54                 | 1,732,600.00             | 383.27                    | 1,460,275.54            |
| 32000001-2008 | 15-7K02             |                      | 7971                | CODE ENFORCEMENT              | 866,300.00    | -                 | 815,737.35                   | 866,300.00               | -                         | 815,737.35              |
| 32000001-2008 | 15-7K02             |                      | 7971 Total          |                               | 866,300.00    | -                 | 815,737.35                   | 866,300.00               | -                         | 815,737.35              |
| 32000001-2009 | 15-8K02             |                      | 8961                | CODE ENFORCEMENT              | 865,623.36    | (61,143.69)       | 866,168.14                   | 865,623.36               | 490.53                    | 865,623.36              |
| 32000001-2009 | 15-8K02             |                      | 8961 Total          |                               | 865,623.36    | (61,143.69)       | 866,168.14                   | 865,623.36               | 490.53                    | 865,623.36              |
| 32000002-2006 | 04-4K00             |                      | 9650                | Cole Enforcement              | 866,300.00    | 783,877.11        | 799,390.80                   | 866,300.00               | 769,691.60                | 799,390.80              |
| 32000002-2006 | 04-4K00             |                      | 9650 Total          |                               | 866,300.00    | 783,877.11        | 799,390.80                   | 866,300.00               | 769,691.60                | 799,390.80              |
| 32000001-2006 | 04-5K00             |                      | 7704                | DANGEROUS BLDGS. ABATEMENT    | 4,544,032.00  | -                 | 3,958,825.49                 | 3,958,825.49             | -                         | 3,958,825.49            |
| 32000001-2006 | 04-5K00             |                      | 7704 Total          |                               | 4,544,032.00  | -                 | 3,958,825.49                 | 3,958,825.49             | -                         | 3,958,825.49            |
| 32000001-2007 | 04-6K00             |                      | 7969                | DANGEROUS BLDGS ABATEMENT     | 2,811,221.07  | 19.30             | 2,811,221.07                 | 2,811,221.07             | 4,683.21                  | 2,811,221.07            |
| 32000001-2008 | 04-7K00             |                      | 7969 Total          |                               | 2,811,221.07  | 19.30             | 2,811,221.07                 | 2,811,221.07             | 4,683.21                  | 2,811,221.07            |
| 32000001-2009 | 04-8K00             |                      | 8418                | DANGEROUS BUILDINGS ABATEMENT | 1,335,241.66  | (2,730.70)        | 1,305,018.38                 | 1,335,241.66             | -                         | 1,305,018.38            |
| 32000001-2009 | 04-8K00             |                      | 8418 Total          |                               | 1,335,241.66  | (2,730.70)        | 1,305,018.38                 | 1,335,241.66             | -                         | 1,305,018.38            |
| 32000008-2006 | 04-K800             |                      | 9064                | DANGEROUS BLDGS & ABATEMENT   | 3,071,700.00  | (90,809.76)       | 3,073,612.97                 | 3,071,700.00             | 23,931.71                 | 3,071,700.00            |
| 32000013-2006 | 04-H306             |                      | 9064 Total          |                               | 3,071,700.00  | (90,809.76)       | 3,073,612.97                 | 3,071,700.00             | 23,931.71                 | 3,071,700.00            |
| 32000012-2006 | 04-H406             |                      | 9654                | Dangerous Building Abatement  | 3,071,700.00  | 2,907,544.22      | 3,021,833.68                 | 3,071,700.00             | 2,760,629.19              | 3,021,833.68            |
| 32000011-2006 | 04-K507             |                      | 9654 Total          |                               | 3,071,700.00  | 2,907,544.22      | 3,021,833.68                 | 3,071,700.00             | 2,760,629.19              | 3,021,833.68            |
| 32000010-2006 | 04-K600             |                      | 338                 | DANGEROUS BUILDINGS ABATEMENT | 3,071,700.00  | -                 | 2,429,769.86                 | 3,071,700.00             | -                         | 20,724,604.80           |
| 32000009-2006 | 04-K700             |                      | 338                 | DANGEROUS BUILDINGS ABATEMENT | 2,429,769.86  | -                 | 2,478,409.93                 | 2,429,769.86             | -                         | 20,724,604.80           |
| 32000007-2006 | 04-K900             |                      | 338                 | DANGEROUS BUILDINGS ABATEMENT | 2,478,409.93  | -                 | 1,909,999.23                 | 2,478,409.93             | -                         | -                       |
| 32000006-2006 | 04-K000             |                      | 338                 | DANGEROUS BUILDINGS ABATEMENT | 1,909,999.23  | -                 | 2,675,000.00                 | 1,909,999.23             | -                         | -                       |
| 32000005-2006 | 04-1K00             |                      | 338                 | DANGEROUS BUILDINGS ABATEMENT | 2,675,000.00  | -                 | 1,000,000.00                 | 2,675,000.00             | -                         | -                       |
| 32000004-2006 | 04-2K00             |                      | 338                 | DANGEROUS BUILDINGS ABATEMENT | 1,000,000.00  | -                 | 2,400,000.00                 | 1,000,000.00             | -                         | -                       |
| 32000003-2006 | 04-3K00             |                      | 338                 | DANGEROUS BUILDINGS ABATEMENT | 2,400,000.00  | -                 | 2,700,000.00                 | 2,400,000.00             | -                         | -                       |
| 32000002-2006 | 04-4K01             |                      | 338                 | DANGEROUS BUILDINGS ABATEMENT | 2,700,000.00  | -                 | 2,304,000.00                 | 2,700,000.00             | -                         | -                       |
|               |                     |                      | 338                 | DANGEROUS BUILDINGS ABATEMENT | 2,304,000.00  | -                 | 2,760,503.00                 | 2,304,000.00             | -                         | -                       |
|               |                     |                      | 338                 | DANGEROUS BUILDINGS ABATEMENT | 2,760,503.00  | -                 | 2,556,507.00                 | 2,760,503.00             | -                         | -                       |
|               |                     |                      | 338                 | DANGEROUS BUILDINGS ABATEMENT | 2,556,507.00  | -                 | 2,861,044.16                 | 2,556,507.00             | -                         | -                       |
|               |                     |                      | 338                 | DANGEROUS BUILDINGS ABATEMENT | 2,861,044.16  | -                 | 2,965,240.00                 | 2,861,044.16             | -                         | -                       |
|               |                     |                      | 338                 | DANGEROUS BUILDINGS ABATEMENT | 2,965,240.00  | -                 | -                            | 2,965,240.00             | -                         | -                       |
|               |                     |                      | 338 Total           |                               | 29,040,473.18 | -                 | 29,040,473.18                | 20,724,604.80            | -                         | 20,724,604.80           |
| 32000002-2006 | 04-4K01             |                      | 7705                | CITY LEGAL DEPT. TITLE SEARCH | 544,999.13    | (108,442.84)      | 544,999.13                   | 544,999.13               | -                         | 544,999.13              |
|               |                     |                      | 7705 Total          |                               | 544,999.13    | (108,442.84)      | 544,999.13                   | 544,999.13               | -                         | 544,999.13              |



| Grant         | HUD<br>PROG<br>CODE | HUD<br>SPONSORED<br>PROGRAM | HUD<br>ACCT.<br>NO. | CDBG<br>PROGRAM DESCRIPTION    | Budget            | SAP<br>FISCAL YTD | CITY<br>INCEPTION<br>TO DATE | IDIS<br>BUDGET<br>AMOUNT | FISCAL<br>YTD<br>per PROJ | IDIS<br>DRAW<br>TO DATE |
|---------------|---------------------|-----------------------------|---------------------|--------------------------------|-------------------|-------------------|------------------------------|--------------------------|---------------------------|-------------------------|
| 32000001-2006 | 04-5K01             |                             | 7970                | CITY LEGAL DEPT. TITLE SEARCH  | 545,000.00        | 64,533.22         | 545,000.00                   | 545,000.00               | 70,659.54                 | 545,000.00              |
|               |                     |                             | <b>7970 Total</b>   |                                | <b>545,000.00</b> | <b>64,533.22</b>  | <b>545,000.00</b>            | <b>545,000.00</b>        | <b>70,659.54</b>          | <b>545,000.00</b>       |
| 32000001-2007 | 04-6K01             |                             | 8417                | CITY LEGAL DEPT TITLE SEARCHES | 380,109.40        | 43,909.62         | 380,109.40                   | 380,109.40               | 43,909.62                 | 380,109.40              |
|               |                     |                             | <b>8417 Total</b>   |                                | <b>380,109.40</b> | <b>43,909.62</b>  | <b>380,109.40</b>            | <b>380,109.40</b>        | <b>43,909.62</b>          | <b>380,109.40</b>       |
| 32000001-2008 | 04-7K01             |                             | 9065                | CITY LEGAL DEPT TITLE SEARCHES | 545,000.00        | 15,742.18         | 533,087.31                   | 545,000.00               | 51,945.91                 | 533,087.31              |
|               |                     |                             | <b>9065 Total</b>   |                                | <b>545,000.00</b> | <b>15,742.18</b>  | <b>533,087.31</b>            | <b>545,000.00</b>        | <b>51,945.91</b>          | <b>533,087.31</b>       |
| 32000001-2009 | 04-8K01             |                             | 9800                | City Legal - Title Search      | 545,000.00        | 338,832.61        | 338,832.61                   | 545,000.00               | 338,832.61                | 338,832.61              |
|               |                     |                             | <b>9800 Total</b>   |                                | <b>545,000.00</b> | <b>338,832.61</b> | <b>338,832.61</b>            | <b>545,000.00</b>        | <b>338,832.61</b>         | <b>338,832.61</b>       |
| 32000001-2006 | 05-5E13             |                             | 9196                | ACCION MICRO-ENTERPRISE        | 100,000.00        | 59,557.22         | 97,750.00                    | 100,000.00               | 78,385.41                 | 97,750.00               |
|               |                     |                             | <b>9196 Total</b>   |                                | <b>100,000.00</b> | <b>59,557.22</b>  | <b>97,750.00</b>             | <b>100,000.00</b>        | <b>78,385.41</b>          | <b>97,750.00</b>        |
| 32000013-2006 | 18A-E312            |                             |                     | ALAN BERGERON/DBA SHIPLEY'S DO |                   |                   |                              |                          |                           |                         |
| 32000001-2006 | 18A-5E24            |                             | 8562                | C & C Financial                | 15,000.00         | -                 | 15,000.00                    | 15,000.00                | -                         | 15,000.00               |
|               |                     |                             | <b>8562 Total</b>   |                                | <b>15,000.00</b>  | <b>-</b>          | <b>15,000.00</b>             | <b>15,000.00</b>         | <b>-</b>                  | <b>15,000.00</b>        |
| 32000001-2006 | 18A-5E19            |                             | 8557                | Celltronix                     | 10,000.00         | -                 | 10,000.00                    | 10,000.00                | -                         | 10,000.00               |
|               |                     |                             | <b>8557 Total</b>   |                                | <b>10,000.00</b>  | <b>-</b>          | <b>10,000.00</b>             | <b>10,000.00</b>         | <b>-</b>                  | <b>10,000.00</b>        |
| 32000001-2006 | 18A-5E15            |                             | 8553                | Devine Hats & Accessories      | 15,000.00         | -                 | 15,000.00                    | 15,000.00                | -                         | 15,000.00               |
|               |                     |                             | <b>8553 Total</b>   |                                | <b>15,000.00</b>  | <b>-</b>          | <b>15,000.00</b>             | <b>15,000.00</b>         | <b>-</b>                  | <b>15,000.00</b>        |
| 32000001-2006 | 18A-5E36            |                             | 8574                | Figaroo Hair Design            | 15,000.00         | -                 | 15,000.00                    | 15,000.00                | -                         | 15,000.00               |
|               |                     |                             | <b>8574 Total</b>   |                                | <b>15,000.00</b>  | <b>-</b>          | <b>15,000.00</b>             | <b>15,000.00</b>         | <b>-</b>                  | <b>15,000.00</b>        |
| 32000001-2006 | 18A-5E35            |                             | 8573                | Floormasters Maintenance Solut | 5,000.00          | -                 | 5,000.00                     | 5,000.00                 | -                         | 5,000.00                |
|               |                     |                             | <b>8573 Total</b>   |                                | <b>5,000.00</b>   | <b>-</b>          | <b>5,000.00</b>              | <b>5,000.00</b>          | <b>-</b>                  | <b>5,000.00</b>         |
| 32000001-2006 | 18A-5E22            |                             | 8560                | Frost Manufacturing, Inc.      | 10,000.00         | -                 | 10,000.00                    | 10,000.00                | -                         | 10,000.00               |
|               |                     |                             | <b>8560 Total</b>   |                                | <b>10,000.00</b>  | <b>-</b>          | <b>10,000.00</b>             | <b>10,000.00</b>         | <b>-</b>                  | <b>10,000.00</b>        |
| 32000001-2006 | 18A-5E34            |                             | 8572                | Great American Builders        | 10,000.00         | -                 | 10,000.00                    | 10,000.00                | -                         | 10,000.00               |
|               |                     |                             | <b>8572 Total</b>   |                                | <b>10,000.00</b>  | <b>-</b>          | <b>10,000.00</b>             | <b>10,000.00</b>         | <b>-</b>                  | <b>10,000.00</b>        |
| 32000001-2006 | 18A-5E29            |                             | 8567                | GTSC & Associates              | 15,000.00         | -                 | 15,000.00                    | 15,000.00                | -                         | 15,000.00               |
|               |                     |                             | <b>8567 Total</b>   |                                | <b>15,000.00</b>  | <b>-</b>          | <b>15,000.00</b>             | <b>15,000.00</b>         | <b>-</b>                  | <b>15,000.00</b>        |
| 32000001-2006 | 18A-5E37            |                             | 8575                | Johnson Guitter Services       | 10,000.00         | -                 | 10,000.00                    | 10,000.00                | -                         | 10,000.00               |
|               |                     |                             | <b>8575 Total</b>   |                                | <b>10,000.00</b>  | <b>-</b>          | <b>10,000.00</b>             | <b>10,000.00</b>         | <b>-</b>                  | <b>10,000.00</b>        |
| 32000001-2006 | 18A-5E30            |                             | 8568                | KJH Consultant Services        | 10,000.00         | -                 | 10,000.00                    | 10,000.00                | -                         | 10,000.00               |
|               |                     |                             | <b>8568 Total</b>   |                                | <b>10,000.00</b>  | <b>-</b>          | <b>10,000.00</b>             | <b>10,000.00</b>         | <b>-</b>                  | <b>10,000.00</b>        |
| 32000001-2006 | 18A-5E32            |                             | 8570                | Lettuce Alone/Sunfired Foods   | 10,000.00         | -                 | 10,000.00                    | 10,000.00                | -                         | 10,000.00               |
|               |                     |                             | <b>8570 Total</b>   |                                | <b>10,000.00</b>  | <b>-</b>          | <b>10,000.00</b>             | <b>10,000.00</b>         | <b>-</b>                  | <b>10,000.00</b>        |
| 32000001-2006 | 18A-5E20            |                             | 8558                | Little Oasis                   | 15,000.00         | -                 | 15,000.00                    | 15,000.00                | -                         | 15,000.00               |
|               |                     |                             | <b>8558 Total</b>   |                                | <b>15,000.00</b>  | <b>-</b>          | <b>15,000.00</b>             | <b>15,000.00</b>         | <b>-</b>                  | <b>15,000.00</b>        |
| 32000001-2006 | 18A-5E18            |                             | 8556                | Little People's Learning Tree  | 10,000.00         | -                 | 10,000.00                    | 10,000.00                | -                         | 10,000.00               |
|               |                     |                             | <b>8556 Total</b>   |                                | <b>10,000.00</b>  | <b>-</b>          | <b>10,000.00</b>             | <b>10,000.00</b>         | <b>-</b>                  | <b>10,000.00</b>        |
| 32000001-2006 | 18A-5E17            |                             | 8555                | Lumber Yard FSBS               | 10,000.00         | -                 | 10,000.00                    | 10,000.00                | -                         | 10,000.00               |
|               |                     |                             | <b>8555 Total</b>   |                                | <b>10,000.00</b>  | <b>-</b>          | <b>10,000.00</b>             | <b>10,000.00</b>         | <b>-</b>                  | <b>10,000.00</b>        |
| 32000001-2006 | 18A-5E26            |                             | 8564                | MAC DAV ENTERPRISES            | 5,000.00          | -                 | 5,000.00                     | 5,000.00                 | -                         | 5,000.00                |
|               |                     |                             | <b>8564 Total</b>   |                                | <b>5,000.00</b>   | <b>-</b>          | <b>5,000.00</b>              | <b>5,000.00</b>          | <b>-</b>                  | <b>5,000.00</b>         |
| 32000001-2006 | 18A-5E27            |                             | 8565                | Mickey's Food Store            | 15,000.00         | -                 | 15,000.00                    | 15,000.00                | -                         | 15,000.00               |
|               |                     |                             | <b>8565 Total</b>   |                                | <b>15,000.00</b>  | <b>-</b>          | <b>15,000.00</b>             | <b>15,000.00</b>         | <b>-</b>                  | <b>15,000.00</b>        |
| 32000001-2006 | 18A-5E14            |                             | 8531                | Office Designs Concept         | 20,000.00         | -                 | 20,000.00                    | 20,000.00                | -                         | 20,000.00               |
|               |                     |                             | <b>8531 Total</b>   |                                | <b>20,000.00</b>  | <b>-</b>          | <b>20,000.00</b>             | <b>20,000.00</b>         | <b>-</b>                  | <b>20,000.00</b>        |



| Grant         | HUD<br>PROG<br>CODE | HUD<br>SPONSORED<br>PROGRAM | HUD<br>ACCT.<br>NO. | CDBG<br>PROGRAM DESCRIPTION    | Budget            | SAP<br>FISCAL YTD | CITY<br>INCEPTION<br>TO DATE | IDIS<br>BUDGET<br>AMOUNT | FISCAL<br>YTD<br>per PR05 | IDIS<br>DRAW<br>TO DATE |
|---------------|---------------------|-----------------------------|---------------------|--------------------------------|-------------------|-------------------|------------------------------|--------------------------|---------------------------|-------------------------|
| 32000001-2006 | 18A-5E16            |                             | <b>8531 Total</b>   |                                | <b>20,000.00</b>  | -                 | <b>20,000.00</b>             | <b>20,000.00</b>         | -                         | <b>20,000.00</b>        |
|               |                     |                             | 8554                | Oscar's Landscaping Service    | 20,000.00         | -                 | 20,000.00                    | 20,000.00                | -                         | 20,000.00               |
|               |                     |                             | <b>8554 Total</b>   |                                | <b>20,000.00</b>  | -                 | <b>20,000.00</b>             | <b>20,000.00</b>         | -                         | <b>20,000.00</b>        |
| 32000001-2006 | 18A-5E25            |                             | 8563                | Penjano Restaurant             | 15,000.00         | -                 | 15,000.00                    | 15,000.00                | -                         | 15,000.00               |
|               |                     |                             | <b>8563 Total</b>   |                                | <b>15,000.00</b>  | -                 | <b>15,000.00</b>             | <b>15,000.00</b>         | -                         | <b>15,000.00</b>        |
| 32000001-2006 | 18A-5E23            |                             | 8561                | Pies and Pastries              | 15,000.00         | -                 | 15,000.00                    | 15,000.00                | -                         | 15,000.00               |
|               |                     |                             | <b>8561 Total</b>   |                                | <b>15,000.00</b>  | -                 | <b>15,000.00</b>             | <b>15,000.00</b>         | -                         | <b>15,000.00</b>        |
| 32000003-2006 | 18A-3E19            |                             | 7532                | QUEENLAND CORP.                | 108,000.00        | -                 | 108,000.00                   | 108,000.00               | -                         | 108,000.00              |
|               |                     |                             | <b>7532 Total</b>   |                                | <b>108,000.00</b> | -                 | <b>108,000.00</b>            | <b>108,000.00</b>        | -                         | <b>108,000.00</b>       |
| 32000001-2006 | 18A-5E31            |                             | 8569                | Ross Ent. Insurance Agcy. LLC  | 15,000.00         | -                 | 15,000.00                    | 15,000.00                | -                         | 15,000.00               |
|               |                     |                             | <b>8569 Total</b>   |                                | <b>15,000.00</b>  | -                 | <b>15,000.00</b>             | <b>15,000.00</b>         | -                         | <b>15,000.00</b>        |
| 32000001-2006 | 18A-5E21            |                             | 8559                | TMCO                           | 10,000.00         | -                 | 10,000.00                    | 10,000.00                | -                         | 10,000.00               |
|               |                     |                             | <b>8559 Total</b>   |                                | <b>10,000.00</b>  | -                 | <b>10,000.00</b>             | <b>10,000.00</b>         | -                         | <b>10,000.00</b>        |
| 32000001-2006 | 18A-5E28            |                             | 8566                | Uplift Development Corp.       | 15,000.00         | -                 | 15,000.00                    | 15,000.00                | -                         | 15,000.00               |
|               |                     |                             | <b>8566 Total</b>   |                                | <b>15,000.00</b>  | -                 | <b>15,000.00</b>             | <b>15,000.00</b>         | -                         | <b>15,000.00</b>        |
| 32000001-2006 | 18A-5E33            |                             | 8571                | XPIERRES HAIR STUDIO           | 5,000.00          | -                 | 5,000.00                     | 5,000.00                 | -                         | 5,000.00                |
|               |                     |                             | <b>8571 Total</b>   |                                | <b>5,000.00</b>   | -                 | <b>5,000.00</b>              | <b>5,000.00</b>          | -                         | <b>5,000.00</b>         |
| 32000003-2006 | 18B-3E03            |                             |                     | HOUSTON SMALL BUS. ADMIN.      | 189,361.98        | -                 | -                            | -                        | -                         | -                       |
| 32000002-2006 | 18B-4E03            |                             |                     | HOUSTON SMALL BUSINESS ADMIN   | 262,500.00        | -                 | -                            | -                        | -                         | -                       |
| 32000005-2006 | 18A-1E01            |                             | 3261                | SMALL BUSINESS REVOLVING LOAN  | 707,246.16        | -                 | 150,000.00                   | 1,756,751.04             | -                         | 1,756,751.04            |
|               |                     |                             | <b>3261 Total</b>   |                                | <b>707,246.16</b> | -                 | <b>150,000.00</b>            | <b>1,756,751.04</b>      | -                         | <b>1,756,751.04</b>     |
| 32000001-2006 | 18A-5E01            |                             |                     | SMALL BUS. REVOLV-LOAN (GRANT) | 1,104,895.54      | -                 | -                            | -                        | -                         | -                       |
| 32000001-2006 | 18A-5E03            |                             |                     | HOUSTON SMALL BUS DEV. CORP    | 300,000.00        | -                 | -                            | -                        | -                         | -                       |
| 32000001-2006 | 18A-5E04            |                             |                     | SMALL BUS.REVOLV LOAN          | 970,000.00        | -                 | -                            | -                        | -                         | -                       |
| 32000001-2007 | 18A-6E04            |                             |                     | SMALL BUSINESS REVOLVING LOAN  | 658,894.00        | -                 | -                            | -                        | -                         | -                       |
| 32000001-2008 | 18A-7E04            |                             |                     | SMALL BUSINESS REVOLVING LOAN  | 1,156,340.00      | -                 | -                            | -                        | -                         | -                       |
| 32000001-2007 | 18A-6E08            |                             |                     | BUSINESS TECH CENTER LOAN      | 1,467,646.00      | -                 | -                            | -                        | -                         | -                       |
| 32000001-2008 | 18A-7E08            |                             |                     | BUSINESS TECH CENTER LOAN      | 970,200.00        | -                 | -                            | -                        | -                         | -                       |
| 32000001-2007 | 18A-6E09            |                             |                     | SMALL BUSINESS LOAN            | -                 | -                 | -                            | -                        | -                         | -                       |
| 32000001-2009 | 18A-8E04            |                             |                     | Small Business Revol. Loan-Pi  | 1,156,340.00      | -                 | -                            | -                        | -                         | -                       |
| 32000001-2009 | 18A-8E08            |                             |                     | HBDi Admin & Bus. Tech-Pi      | 970,200.00        | -                 | -                            | -                        | -                         | -                       |
| 32000003-2006 | 18B-3E02            |                             |                     | BUSINESS TECHNOLOGY CENTER     | 474,125.18        | -                 | -                            | -                        | -                         | -                       |
| 32000002-2006 | 18B-4E02            |                             |                     | BUSINESS TECHNOLOGY CENTER     | 687,500.00        | -                 | -                            | -                        | -                         | -                       |
| 32000001-2006 | 18B-5E02            |                             | 8157                | BUSINESS TECH CENTER GRANT     | 485,950.00        | -                 | 173,358.50                   | 485,950.00               | -                         | 173,358.50              |
|               |                     |                             | <b>8157 Total</b>   |                                | <b>485,950.00</b> | -                 | <b>173,358.50</b>            | <b>485,950.00</b>        | -                         | <b>173,358.50</b>       |
| 32000001-2006 | 18B-5E08            |                             |                     | BUSINESS TECH CENTER LOAN      | 885,000.00        | -                 | -                            | -                        | -                         | -                       |
| 32000006-2006 | 18B-E054            |                             | 1161                | MANAGEMENT TECH. ASST. OFC     | 50,000.00         | -                 | 6,678.02                     | 646,967.96               | -                         | 646,967.96              |
|               |                     |                             | <b>1161 Total</b>   |                                | <b>50,000.00</b>  | -                 | <b>6,678.02</b>              | <b>646,967.96</b>        | -                         | <b>646,967.96</b>       |
| 32000004-2006 | 18B-2E01            |                             |                     | SMALL BUSINESS REVOLVING LOAN  | 302,088.52        | -                 | -                            | -                        | -                         | -                       |
| 32000003-2006 | 18B-3E01            |                             |                     | SMALL BUS/REVOLV LAON-GRANT    | 72,500.00         | -                 | -                            | -                        | -                         | -                       |
| 32000003-2006 | 18B-3E21            |                             |                     | REV. LOAN (PROGRAM INCOME)     | 1,150,000.00      | -                 | -                            | -                        | -                         | -                       |
| 32000002-2006 | 18B-4E01            |                             |                     | SMALL BUSINESS REVOLVING LOAN  | 1,150,000.00      | -                 | -                            | -                        | -                         | -                       |
| 32000006-2006 | 18B-E050            |                             |                     | SMALL BUSINESS DEV. LOANS      | 227,492.16        | -                 | -                            | -                        | -                         | -                       |
| 32000001-2006 | 18C-5E40            |                             |                     | BSF-Mickey's Food              | 25,000.00         | 25,000.00         | 25,000.00                    | -                        | -                         | -                       |

| Grant         | HUD<br>PROG<br>CODE | HUD<br>SPONSORED<br>PROGRAM      | HUD<br>ACCT.<br>NO. | CDBG<br>PROGRAM DESCRIPTION | Budget              | SAP<br>FISCAL YTD | CITY<br>INCEPTION<br>TO DATE | IDIS<br>BUDGET<br>AMOUNT | FISCAL<br>YTD<br>per PR05 | IDIS<br>DRAW<br>TO DATE |
|---------------|---------------------|----------------------------------|---------------------|-----------------------------|---------------------|-------------------|------------------------------|--------------------------|---------------------------|-------------------------|
| 32000001-2006 | 18C-5E41            | BSF-Samburger                    |                     |                             | 10,000.00           | 10,000.00         | 10,000.00                    | -                        | -                         | -                       |
| 32000001-2006 | 18C-5E42            | BSF-EL Penjamo Mexican Restaur   |                     |                             | 25,000.00           | 25,000.00         | 25,000.00                    | -                        | -                         | -                       |
| 32000001-2006 | 18C-5E43            | BSF-Best Look Hair Shop          |                     |                             | 10,000.00           | 10,000.00         | 10,000.00                    | -                        | -                         | -                       |
| 32000001-2006 | 18C-5E44            | BSF-Reyes Mixican Curios         |                     |                             | 10,000.00           | 10,000.00         | 10,000.00                    | -                        | -                         | -                       |
| 32000001-2006 | 18C-5E45            | BSF-Antonio Mexican Restaurant   |                     |                             | 10,000.00           | 10,000.00         | 10,000.00                    | -                        | -                         | -                       |
| 32000001-2006 | 18C-5E46            | BSF-Los Jacales Mexican Restau   |                     |                             | 10,000.00           | 10,000.00         | 10,000.00                    | -                        | -                         | -                       |
| 32000001-2006 | 18C-5E47            | BSF-Nail Design #2               |                     |                             | 10,000.00           | 10,000.00         | 10,000.00                    | -                        | -                         | -                       |
| 32000001-2006 | 18C-5E48            | BSF-The Elite World              |                     |                             | 10,000.00           | 10,000.00         | 10,000.00                    | -                        | -                         | -                       |
| 32000001-2006 | 18C-5E49            | BSF-Narsicle Enterprise          |                     |                             | 10,000.00           | 10,000.00         | 10,000.00                    | -                        | -                         | -                       |
| 32000001-2006 | 18C-5E50            | BSF-Kyle Coordinator             |                     |                             | 10,000.00           | 10,000.00         | 10,000.00                    | -                        | -                         | -                       |
| 32000001-2006 | 18C-5E51            | BSF-Nick's auto Sales            |                     |                             | 10,000.00           | 10,000.00         | 10,000.00                    | -                        | -                         | -                       |
| 32000001-2006 | 18C-5E52            | BSF-Lyons Village LTD            |                     |                             | 25,000.00           | 25,000.00         | 25,000.00                    | -                        | -                         | -                       |
| 32000001-2006 | 18C-5E53            | BSF-Roberson Interest            |                     |                             | 10,000.00           | 10,000.00         | 10,000.00                    | -                        | -                         | -                       |
| 32000001-2006 | 18C-5E54            | BSF-AK Capital, LLC              |                     |                             | 15,000.00           | 15,000.00         | 15,000.00                    | -                        | -                         | -                       |
| 32000001-2006 | 18C-5E55            | BSF-1 Stop Multi Services        |                     |                             | 20,000.00           | 20,000.00         | 20,000.00                    | -                        | -                         | -                       |
| 32000001-2006 | 18C-5E56            | BSF-Gloria's Hair Salon          |                     |                             | 15,000.00           | 15,000.00         | 15,000.00                    | -                        | -                         | -                       |
| 32000001-2006 | 18C-5E57            | BSF-Nails By Iris                |                     |                             | 10,000.00           | 10,000.00         | 10,000.00                    | -                        | -                         | -                       |
| 32000001-2006 | 18C-5E58            | BSF-Lindy's Foods, Inc           |                     |                             | 25,000.00           | 25,000.00         | 25,000.00                    | -                        | -                         | -                       |
| 32000001-2006 | 18C-5E59            | BSF-Norma's Barber Shop          |                     |                             | 15,000.00           | 15,000.00         | 15,000.00                    | -                        | -                         | -                       |
| 32000001-2006 | 18C-5E60            | BSF-1 Stop Financial Services    |                     |                             | 15,000.00           | 15,000.00         | 15,000.00                    | -                        | -                         | -                       |
| 32000001-2006 | 18C-5E61            | BSF-J & J Barber Shop            |                     |                             | 15,000.00           | 15,000.00         | 15,000.00                    | -                        | -                         | -                       |
| 32000001-2006 | 18C-5E62            | BSF-Teran Barber Shop            |                     |                             | 3,000.00            | 3,000.00          | 3,000.00                     | -                        | -                         | -                       |
| 32000001-2006 | 18C-5E63            | BSF-EL Huarache                  |                     |                             | 10,000.00           | 10,000.00         | 10,000.00                    | -                        | -                         | -                       |
| 32000005-2006 | 21A-1A50            | 511 CITIZEN ASSISTANCE OFFICE    |                     |                             | 615,698.41          | 615,698.41        | 615,698.41                   | 4,223,457.45             | 21,912.61                 | 4,223,457.45            |
| 32000004-2006 | 21A-2A50            | 511 CITIZEN ASSISTANCE OFFICE    |                     |                             | 661,813.47          | -                 | 661,813.47                   | -                        | -                         | -                       |
| 32000003-2006 | 21A-3A50            | 511 CITIZEN ASSISTANCE OFFICE    |                     |                             | 676,000.00          | -                 | 676,000.00                   | -                        | -                         | -                       |
| 32000006-2006 | 21A-A050            | 511 CITIZEN ASSISTANCE OFFICE    |                     |                             | 605,000.00          | -                 | 605,000.00                   | -                        | -                         | -                       |
|               | A550                | 511                              |                     |                             | 386,724.08          | -                 | 386,724.08                   | -                        | -                         | -                       |
|               | A650                | 511                              |                     |                             | 449,936.30          | -                 | 449,936.30                   | -                        | -                         | -                       |
| 32000009-2006 | 21A-A750            | 511 MAYORS-CITIZEN ASST. ADMIN.  |                     |                             | 446,694.34          | -                 | 446,694.34                   | -                        | -                         | -                       |
| 32000007-2006 | 21A-A950            | 511 CITIZENS ASSISTANCE OFFICE   |                     |                             | 589,900.00          | -                 | 589,900.00                   | -                        | -                         | -                       |
| 32000008-2006 | 21A-A850            | 511 MAYORS CITIZEN ASSISTANCE    |                     |                             | 516,000.00          | -                 | 516,000.00                   | -                        | -                         | -                       |
|               |                     | <b>511 Total</b>                 |                     |                             | <b>4,947,766.60</b> | <b>(3,813.47)</b> | <b>4,947,766.60</b>          | <b>4,223,457.45</b>      | <b>21,912.61</b>          | <b>4,223,457.45</b>     |
| 32000002-2006 | 21A-4A50            | 7699 CITIZEN ASSISTANCE OFFICE   |                     |                             | 673,304.99          | (10,517.02)       | 673,304.99                   | 673,304.99               | -                         | 673,304.99              |
| 32000001-2006 | 21A-5A50            | 7965 MAYORS-CITIZEN ASST. ADMIN. |                     |                             | 673,304.99          | (10,517.02)       | 673,304.99                   | 673,304.99               | -                         | 673,304.99              |
| 32000008-2006 | 14H-H807            | 660 GENERAL HOUSING ADMIN        |                     |                             | 695,000.00          | -                 | 695,000.00                   | 695,000.00               | 2,575.90                  | 695,000.00              |
| 32000005-2006 | 14H-1HA8            | 660 GENERAL HOUSING ADMIN.       |                     |                             | 746,663.42          | 1.16              | 746,663.42                   | 695,000.00               | 2,575.90                  | 695,000.00              |
|               | 2HA8                | 660                              |                     |                             | 1,112,290.07        | 28,622.46         | 1,112,290.07                 | 7,064,821.95             | 126,875.01                | 7,064,821.95            |
| 32000003-2006 | 14H-3HA8            | 660 GENERAL HOUSING ADMIN.       |                     |                             | 1,134,044.95        | -                 | 1,134,044.95                 | -                        | -                         | -                       |
| 32000012-2006 | 14H-H403            | 660 HOUSING REHAB ADMINISTRATION |                     |                             | 1,213,424.61        | 16,276.00         | 1,213,424.61                 | -                        | -                         | -                       |
| 32000006-2006 | 14H-H008            | 660 GENERAL HOUSING ADMIN.       |                     |                             | 542,115.74          | 3,958.00          | 542,115.74                   | -                        | -                         | -                       |
|               | H301                | 660                              |                     |                             | 1,077,583.64        | 3,405.06          | 1,077,583.64                 | -                        | -                         | -                       |
|               |                     |                                  |                     |                             | 755,207.14          | -                 | 755,207.14                   | -                        | -                         | -                       |

| Grant         | HUD<br>PROG<br>CODE | HUD<br>SPONSORED<br>PROGRAM | HUD<br>ACCT.<br>NO. | CDBG<br>PROGRAM DESCRIPTION    | Budget               | SAP<br>FISCAL YTD   | CITY<br>INCEPTION<br>TO DATE | IDIS<br>BUDGET<br>AMOUNT | FISCAL<br>YTD<br>per PR05 | IDIS<br>DRAW<br>TO DATE |
|---------------|---------------------|-----------------------------|---------------------|--------------------------------|----------------------|---------------------|------------------------------|--------------------------|---------------------------|-------------------------|
|               |                     | H500                        | 660                 |                                | 616,919.47           | -                   | 616,919.47                   | -                        |                           | -                       |
| 32000010-2006 | 14H-H600            |                             | 660                 | GENERAL HOUSING ADMIN.         | 773,204.58           | 28.50               | 773,204.58                   | -                        |                           | -                       |
| 32000009-2006 | 14H-H700            |                             | 660                 | GENERAL HOUSING ADMIN.         | 724,480.80           | 73.01               | 724,480.80                   | -                        |                           | -                       |
| 32000007-2006 | 14H-H908            |                             | 660                 | GENERAL HOUSING ADMIN.         | 757,440.53           | 1,456.07            | 757,440.53                   | -                        |                           | -                       |
|               |                     |                             | <b>660 Total</b>    |                                | <b>9,453,374.95</b>  | <b>53,820.26</b>    | <b>9,453,374.95</b>          | <b>7,064,821.95</b>      | <b>126,875.01</b>         | <b>7,064,821.95</b>     |
| 32000003-2006 | 14H-3HA9            |                             | 661                 | RELOCATION ADMIN.              | 251,591.80           | -                   | 251,591.80                   | 2,280,261.89             | 57,264.81                 | 2,280,261.89            |
| 32000011-2006 | 14H-H505            |                             | 661                 | RELOC. URBAN HOMESTEADING      | 474,418.73           | -                   | 474,418.73                   | -                        |                           | -                       |
|               |                     |                             | 661                 |                                | 267,900.00           | -                   | 267,900.00                   | -                        |                           | -                       |
|               |                     |                             | 661                 |                                | 254,200.00           | -                   | 254,200.00                   | -                        |                           | -                       |
|               |                     |                             | 661                 |                                | 275,600.00           | -                   | 275,600.00                   | -                        |                           | -                       |
|               |                     |                             | 661                 |                                | 274,805.14           | -                   | 274,805.14                   | -                        |                           | -                       |
|               |                     |                             | 661                 |                                | 381,416.78           | -                   | 381,416.78                   | -                        |                           | -                       |
|               |                     |                             | 661                 |                                | 323,073.57           | -                   | 323,073.57                   | -                        |                           | -                       |
|               |                     |                             | 661                 |                                | 330,000.00           | -                   | 330,000.00                   | -                        |                           | -                       |
|               |                     |                             | 661                 |                                | 320,000.00           | -                   | 320,000.00                   | -                        |                           | -                       |
|               |                     |                             | <b>661 Total</b>    |                                | <b>3,153,006.02</b>  | -                   | <b>3,153,006.02</b>          | <b>2,280,261.89</b>      | <b>57,264.81</b>          | <b>2,280,261.89</b>     |
| 32000007-2006 | 21A-A920            |                             | 279                 | CDBG PROGRAM ADMIN.            | 4,520,112.51         | -                   | 4,520,112.51                 | 36,783,207.26            | 231,434.59                | 36,659,969.37           |
|               | A301                |                             | 279                 |                                | 222,775.16           | -                   | 222,775.16                   | -                        |                           | -                       |
|               | A501                |                             | 279                 |                                | 26,356.78            | -                   | 26,356.78                    | -                        |                           | -                       |
|               | B84C                |                             | 279                 |                                | 217,402.05           | -                   | 217,402.05                   | -                        |                           | -                       |
|               | B85B                |                             | 279                 |                                | 172,304.57           | -                   | 172,304.57                   | -                        |                           | -                       |
|               | A22A                |                             | 279                 |                                | 44,333.96            | -                   | 44,333.96                    | -                        |                           | -                       |
|               | B87D                |                             | 279                 |                                | 40,296.95            | -                   | 40,296.95                    | -                        |                           | -                       |
|               | A402                |                             | 279                 |                                | 6,064.52             | -                   | 6,064.52                     | -                        |                           | -                       |
|               | A101                |                             | 279                 |                                | 3,673,976.49         | -                   | 3,673,976.49                 | -                        |                           | -                       |
|               | A201                |                             | 279                 |                                | 3,821,575.75         | -                   | 3,821,575.75                 | -                        |                           | -                       |
|               | A701                |                             | 279                 |                                | 4,304,478.67         | -                   | 4,304,478.67                 | -                        |                           | -                       |
| 32000013-2006 | 21A-A303            |                             | 279                 | CDBG PROGRAM ADMIN             | 4,265,871.44         | -                   | 4,266,346.04                 | -                        |                           | -                       |
| 32000012-2006 | 21A-A406            |                             | 279                 | CDBG PROGRAM ADMIN             | 4,680,843.77         | -                   | 4,679,091.32                 | -                        |                           | -                       |
| 32000011-2006 | 21A-A507            |                             | 279                 | CDBG PROGRAM ADMIN             | 4,762,254.08         | -                   | 4,752,525.62                 | -                        |                           | -                       |
| 32000010-2006 | 21A-A601            |                             | 279                 | CDBG PROGRAM ADMIN             | 4,438,118.22         | -                   | 4,429,663.12                 | -                        |                           | -                       |
| 32000005-2006 | 21A-1A20            |                             | 279                 | CDBG PROGRAM ADMIN.            | 5,553,831.17         | 3,813.47            | 5,542,935.84                 | -                        |                           | -                       |
| 32000003-2006 | 21A-3A20            |                             | 279                 | CDBG PROGRAM ADMIN.            | 5,662,396.35         | -                   | 5,645,300.51                 | -                        |                           | -                       |
| 32000006-2006 | 21A-A020            |                             | 279                 | CDBG PROGRAM ADMIN.            | 4,915,000.00         | -                   | 4,915,000.00                 | -                        |                           | -                       |
| 32000008-2006 | 21A-A801            |                             | 279                 | CDBG PROGRAM ADMIN.            | 4,618,750.00         | -                   | 4,618,746.87                 | -                        |                           | -                       |
| 32000004-2006 | 21A-2A20            |                             | 279                 | CDBG PROGRAM ADMINISTRATION    | 5,418,375.46         | -                   | 5,412,660.19                 | -                        |                           | -                       |
| 32000016-2006 | 21A-A401            |                             | 279                 | PROGRAM ADMINISTRATION 15TH YR | 1,500,750.85         | -                   | 1,500,312.40                 | -                        |                           | -                       |
|               |                     |                             | <b>279 Total</b>    |                                | <b>62,865,868.75</b> | <b>3,813.47</b>     | <b>62,812,259.32</b>         | <b>36,783,207.26</b>     | <b>231,434.59</b>         | <b>36,659,969.37</b>    |
| 32000002-2006 | 21A-4A20            |                             | 7698                | CDBG PROGRAM ADMIN.            | 6,052,100.00         | 50,979.83           | 6,052,100.00                 | 6,052,100.00             | 116,964.10                | 6,052,100.00            |
|               |                     |                             | <b>7698 Total</b>   |                                | <b>6,052,100.00</b>  | <b>50,979.83</b>    | <b>6,052,100.00</b>          | <b>6,052,100.00</b>      | <b>116,964.10</b>         | <b>6,052,100.00</b>     |
| 32000001-2006 | 21A-5A20            |                             | 7964                | CDBG PROGRAM ADMIN             | 6,434,000.00         | (352,668.82)        | 6,434,000.00                 | 6,434,000.00             | 190,051.24                | 6,434,000.00            |
|               |                     |                             | <b>7964 Total</b>   |                                | <b>6,434,000.00</b>  | <b>(352,668.82)</b> | <b>6,434,000.00</b>          | <b>6,434,000.00</b>      | <b>190,051.24</b>         | <b>6,434,000.00</b>     |
| 32000001-2007 | 21A-6A20            |                             | 8411                | CDBG PROGRAM ADMINISTRATION    | 6,548,371.00         | (6,468.98)          | 5,138,404.69                 | 5,138,326.65             | 38,162.73                 | 5,138,326.65            |
|               |                     |                             | <b>8411 Total</b>   |                                | <b>6,548,371.00</b>  | <b>(6,468.98)</b>   | <b>5,138,404.69</b>          | <b>5,138,326.65</b>      | <b>38,162.73</b>          | <b>5,138,326.65</b>     |

| Grant         | HUD<br>PROG<br>CODE | HUD<br>SPONSORED<br>PROGRAM | HUD<br>ACCT.<br>NO. | CDBG<br>PROGRAM DESCRIPTION     | Budget              | SAP<br>FISCAL YTD   | CITY<br>INCEPTION<br>TO DATE | IDIS<br>BUDGET<br>AMOUNT | FISCAL<br>YTD<br>per PRO5 | IDIS<br>DRAW<br>TO DATE |
|---------------|---------------------|-----------------------------|---------------------|---------------------------------|---------------------|---------------------|------------------------------|--------------------------|---------------------------|-------------------------|
| 32000001-2008 | 21A-7A20            |                             | 8899                | CDBG PROGRAM ADMINISTRATION     | 5,742,190.00        | (175,089.28)        | 5,742,048.96                 | 5,742,190.00             | 53,009.88                 | 5,733,964.69            |
|               |                     |                             | <b>8899 Total</b>   |                                 | <b>5,742,190.00</b> | <b>(175,089.28)</b> | <b>5,742,048.96</b>          | <b>5,742,190.00</b>      | <b>53,009.88</b>          | <b>5,733,964.69</b>     |
| 32000001-2009 | 21A-8A20            |                             | 9436                | CDBG Program Administration     | 5,742,190.00        | 7,102,242.61        | 7,501,616.42                 | 5,742,190.00             | 4,480,608.46              | 4,481,663.96            |
|               |                     |                             | <b>9436 Total</b>   |                                 | <b>5,742,190.00</b> | <b>7,102,242.61</b> | <b>7,501,616.42</b>          | <b>5,742,190.00</b>      | <b>4,480,608.46</b>       | <b>4,481,663.96</b>     |
| 32000002-2006 | 14H-4HA8            |                             | 7706                | GENERAL HOUSING ADMIN.          | 1,533,153.59        | -                   | 1,500,000.00                 | 1,500,000.00             | -                         | 1,500,000.00            |
|               |                     |                             | <b>7706 Total</b>   |                                 | <b>1,533,153.59</b> | <b>-</b>            | <b>1,500,000.00</b>          | <b>1,500,000.00</b>      | <b>-</b>                  | <b>1,500,000.00</b>     |
| 32000001-2006 | 14H-5HA8            |                             | 7972                | GENERAL HOUSING ADMIN           | 1,561,022.84        | -                   | 1,556,000.00                 | 1,556,000.00             | 5,987.22                  | 1,556,000.00            |
|               |                     |                             | <b>7972 Total</b>   |                                 | <b>1,561,022.84</b> | <b>-</b>            | <b>1,556,000.00</b>          | <b>1,556,000.00</b>      | <b>5,987.22</b>           | <b>1,556,000.00</b>     |
| 32000002-2006 | 21A-4A90            |                             | 7700                | LEGAL DEPARTMENT ADMIN.         | 305,000.00          | (77,169.77)         | 305,000.00                   | 305,000.00               | 7,609.29                  | 305,000.00              |
|               |                     |                             | <b>7700 Total</b>   |                                 | <b>305,000.00</b>   | <b>(77,169.77)</b>  | <b>305,000.00</b>            | <b>305,000.00</b>        | <b>7,609.29</b>           | <b>305,000.00</b>       |
| 32000001-2006 | 21A-5A90            |                             | 7966                | LEGAL DEPT. ADMIN               | 343,000.00          | 54,969.05           | 343,000.00                   | 343,000.00               | 39,060.28                 | 343,000.00              |
|               |                     |                             | <b>7966 Total</b>   |                                 | <b>343,000.00</b>   | <b>54,969.05</b>    | <b>343,000.00</b>            | <b>343,000.00</b>        | <b>39,060.28</b>          | <b>343,000.00</b>       |
| 32000001-2007 | 21A-6A90            |                             | 8413                | LEGAL DEPARTMENT ADMIN          | 291,882.25          | (29,343.65)         | 291,882.25                   | 291,882.25               | -                         | 291,882.25              |
|               |                     |                             | <b>8413 Total</b>   |                                 | <b>291,882.25</b>   | <b>(29,343.65)</b>  | <b>291,882.25</b>            | <b>291,882.25</b>        | <b>-</b>                  | <b>291,882.25</b>       |
| 32000001-2008 | 21A-7A90            |                             | 9113                | LEGAL DEPARTMENT ADMINISTRATION | 305,000.00          | (934.64)            | 305,000.00                   | 305,000.00               | 148.10                    | 305,000.00              |
|               |                     |                             | <b>9113 Total</b>   |                                 | <b>305,000.00</b>   | <b>(934.64)</b>     | <b>305,000.00</b>            | <b>305,000.00</b>        | <b>148.10</b>             | <b>305,000.00</b>       |
| 32000001-2009 | 21A-8A90            |                             | 9805                | Legal Department Administratio  | 305,000.00          | 40.00               | 170,608.36                   | 305,000.00               | 170,608.36                | 170,608.36              |
|               |                     |                             | <b>9805 Total</b>   |                                 | <b>305,000.00</b>   | <b>40.00</b>        | <b>170,608.36</b>            | <b>305,000.00</b>        | <b>170,608.36</b>         | <b>170,608.36</b>       |
| 32000002-2006 | 21A-4A21            |                             | 8154                | LOCAL INITIATIVES SUPPORT CORP  | 27,194.83           | -                   | 40,000.00                    | 40,000.00                | -                         | 40,000.00               |
|               |                     |                             | <b>8154 Total</b>   |                                 | <b>27,194.83</b>    | <b>-</b>            | <b>40,000.00</b>             | <b>40,000.00</b>         | <b>-</b>                  | <b>40,000.00</b>        |
| 32000001-2006 | 21A-5A21            |                             | 7488                | LOCAL INITIATIVES SUPPORT CORP  | 4,015.84            | -                   | 10,639.78                    | 10,639.78                | -                         | 10,639.78               |
|               |                     |                             | <b>7488 Total</b>   |                                 | <b>4,015.84</b>     | <b>-</b>            | <b>10,639.78</b>             | <b>10,639.78</b>         | <b>-</b>                  | <b>10,639.78</b>        |
| 32000001-2007 | 21A-6A21            |                             | 6856                | LOCAL INITIATIVES SUPPORT CORP  | 18,789.33           | -                   | 27,400.00                    | 27,400.00                | -                         | 27,400.00               |
|               |                     |                             | <b>6856 Total</b>   |                                 | <b>18,789.33</b>    | <b>-</b>            | <b>27,400.00</b>             | <b>27,400.00</b>         | <b>-</b>                  | <b>27,400.00</b>        |
| 32000002-2006 | 21A-4A22            |                             | 8154                | BROOKS W. HOWELL                | 40,000.00           | -                   | 77,105.17                    | 48,000.00                | -                         | 27,400.00               |
|               |                     |                             | <b>8154 Total</b>   |                                 | <b>40,000.00</b>    | <b>-</b>            | <b>77,105.17</b>             | <b>48,000.00</b>         | <b>-</b>                  | <b>27,400.00</b>        |
| 32000004-2006 | 21A-2HC1            |                             | 7701                | FINANCE & ADMIN. BUDGET         | 77,105.17           | -                   | 77,105.17                    | 77,105.17                | -                         | 77,105.17               |
|               |                     |                             | <b>7701 Total</b>   |                                 | <b>77,105.17</b>    | <b>-</b>            | <b>77,105.17</b>             | <b>77,105.17</b>         | <b>-</b>                  | <b>77,105.17</b>        |
| 32000001-2006 | 21A-5A92            |                             | 7967                | FINANCE & ADMIN. BUDGET OFC.    | 95,261.32           | 0.00                | 95,261.32                    | 95,261.32                | -                         | 95,261.32               |
|               |                     |                             | <b>7967 Total</b>   |                                 | <b>95,261.32</b>    | <b>0.00</b>         | <b>95,261.32</b>             | <b>95,261.32</b>         | <b>-</b>                  | <b>95,261.32</b>        |
| 32000001-2007 | 21A-6A92            |                             | 8414                | FINANCE & ADMIN BUDGET OFFICE   | 98,628.42           | 1,964.16            | 98,628.42                    | 98,628.42                | -                         | 98,628.42               |
|               |                     |                             | <b>8414 Total</b>   |                                 | <b>98,628.42</b>    | <b>1,964.16</b>     | <b>98,628.42</b>             | <b>98,628.42</b>         | <b>-</b>                  | <b>98,628.42</b>        |
| 32000001-2008 | 21A-7A92            |                             | 9677                | FINANCE & ADMIN BUDGET OFFICE   | 104,106.02          | 6,948.00            | 104,106.02                   | 104,106.02               | -                         | 98,628.42               |
|               |                     |                             | <b>9677 Total</b>   |                                 | <b>104,106.02</b>   | <b>6,948.00</b>     | <b>104,106.02</b>            | <b>104,106.02</b>        | <b>-</b>                  | <b>98,628.42</b>        |
| 32000001-2009 | 21A-8A92            |                             | 9642                | FINANCE & ADMIN BUDGET OFFICE   | 104,300.00          | 75,574.03           | 75,574.03                    | 104,300.00               | 24,069.54                 | 75,574.03               |
|               |                     |                             | <b>9642 Total</b>   |                                 | <b>104,300.00</b>   | <b>75,574.03</b>    | <b>75,574.03</b>             | <b>104,300.00</b>        | <b>24,069.54</b>          | <b>75,574.03</b>        |
| 32000002-2006 | 21D-4A93            |                             | 7702                | FAIR HOUSING ADMIN.             | 104,300.00          | 75,574.03           | 75,574.03                    | 104,300.00               | 24,069.54                 | 75,574.03               |
|               |                     |                             | <b>7702 Total</b>   |                                 | <b>104,300.00</b>   | <b>75,574.03</b>    | <b>75,574.03</b>             | <b>104,300.00</b>        | <b>24,069.54</b>          | <b>75,574.03</b>        |
| 32000001-2006 | 21D-5A93            |                             | 7968                | FAIR HOUSING ADMIN.             | 155,000.00          | -                   | 155,000.00                   | 155,000.00               | -                         | 155,000.00              |
|               |                     |                             | <b>7968 Total</b>   |                                 | <b>155,000.00</b>   | <b>-</b>            | <b>155,000.00</b>            | <b>155,000.00</b>        | <b>-</b>                  | <b>155,000.00</b>       |
| 32000001-2007 | 14H-6HA8            |                             | 8419                | GENERAL PROGRAM ADMINISTRATION  | 127,195.56          | 1,980.83            | 127,195.56                   | 127,195.56               | 5,560.44                  | 127,195.56              |
|               |                     |                             | <b>8419 Total</b>   |                                 | <b>127,195.56</b>   | <b>1,980.83</b>     | <b>127,195.56</b>            | <b>127,195.56</b>        | <b>5,560.44</b>           | <b>127,195.56</b>       |
| 32000001-2008 | 14H-7HA8            |                             | 8962                | GENERAL HOUSING ADMINISTRATION  | 1,540,000.00        | 23,379.15           | 1,278,319.93                 | 1,540,000.00             | 1,252.57                  | 1,278,319.93            |
|               |                     |                             | <b>8962 Total</b>   |                                 | <b>1,540,000.00</b> | <b>23,379.15</b>    | <b>1,278,319.93</b>          | <b>1,540,000.00</b>      | <b>1,252.57</b>           | <b>1,278,319.93</b>     |
|               |                     |                             | <b>8419 Total</b>   |                                 | <b>1,540,000.00</b> | <b>23,379.15</b>    | <b>1,278,319.93</b>          | <b>1,540,000.00</b>      | <b>1,252.57</b>           | <b>1,278,319.93</b>     |
|               |                     |                             | <b>8962 Total</b>   |                                 | <b>1,500,000.00</b> | <b>(86,095.35)</b>  | <b>1,417,452.23</b>          | <b>1,500,000.00</b>      | <b>12,736.91</b>          | <b>1,417,452.23</b>     |

| Grant         | HUD<br>PROG<br>CODE | SPONSORED<br>PROGRAM | HUD<br>ACCT.<br>NO.     | CDBG<br>PROGRAM DESCRIPTION    | Budget              | SAP<br>FISCAL YTD   | CITY<br>INCEPTION<br>TO DATE | IDIS<br>BUDGET<br>AMOUNT | FISCAL<br>YTD<br>per PROGS | IDIS<br>DRAW<br>TO DATE |
|---------------|---------------------|----------------------|-------------------------|--------------------------------|---------------------|---------------------|------------------------------|--------------------------|----------------------------|-------------------------|
| 32000001-2009 |                     | 14H-8HA8             | 8962 Total              |                                | 1,500,000.00        | (86,095.35)         | 1,417,452.23                 | 1,500,000.00             | 12,736.91                  | 1,417,452.23            |
|               |                     |                      | 9438                    | General Housing Administration | 1,500,000.00        | 1,250,573.92        | 1,292,798.78                 | 1,500,000.00             | 915,099.30                 | 1,292,798.78            |
|               |                     |                      | <b>9438 Total</b>       |                                | <b>1,500,000.00</b> | <b>1,250,573.92</b> | <b>1,292,798.78</b>          | <b>1,500,000.00</b>      | <b>915,099.30</b>          | <b>1,292,798.78</b>     |
| 32000003-2006 |                     | S000                 | 4128                    | AFTER SCHOOL-UNALLOCATED       | 896,810.33          | -                   | 896,810.33                   | -                        | -                          | -                       |
|               |                     | 1S00                 | 4128                    | AFTER SCHOOL-UNALLOCATED       | 890,828.65          | -                   | 890,828.65                   | -                        | -                          | -                       |
|               |                     | 2S00                 | 4128                    | AFTER SCHOOL-UNALLOCATED       | 896,568.94          | -                   | 896,568.94                   | -                        | -                          | -                       |
|               |                     | 05L-3S00             | 4128                    | AFTER SCHOOL-UNALLOCATED       | 911,555.70          | -                   | 911,555.70                   | -                        | -                          | -                       |
|               |                     | 05L-4S00             | <b>4128 Total</b>       |                                | <b>3,595,763.62</b> | -                   | <b>3,595,763.62</b>          | <b>3,595,763.62</b>      | <b>10,612.34</b>           | <b>3,595,763.62</b>     |
| 32000002-2006 |                     |                      | 7708                    | AFTER SCHOOL-UNALLOCATED       | 176,655.67          | -                   | 176,655.67                   | 176,655.67               | -                          | 176,655.67              |
|               |                     |                      | <b>7708 Total</b>       |                                | <b>176,655.67</b>   | -                   | <b>176,655.67</b>            | <b>176,655.67</b>        | -                          | <b>176,655.67</b>       |
| 32000001-2006 |                     | 05L-5S00             | 7983                    | AFTER SCHOOL-UNALLOCATED       | 514,109.88          | -                   | 514,109.88                   | 514,109.88               | -                          | 514,109.88              |
| 32000001-2007 |                     | 05L-6S00             | <b>7983 Total</b>       |                                | <b>514,109.88</b>   | -                   | <b>514,109.88</b>            | <b>514,109.88</b>        | -                          | <b>514,109.88</b>       |
| 32000001-2008 |                     | 05L-7S00             | 8416                    | AFTER SCHOOL-UNALLOCATED       | 404,591.92          | 3,377.48            | 404,591.92                   | 404,591.92               | 3,377.48                   | 404,591.92              |
| 32000001-2009 |                     | 05L-8S00             | <b>8416 Total</b>       |                                | <b>404,591.92</b>   | <b>3,377.48</b>     | <b>404,591.92</b>            | <b>404,591.92</b>        | <b>3,377.48</b>            | <b>404,591.92</b>       |
| 32000005-2006 |                     | 05L-1S01             | 9137                    | AFTER SCHOOL UNALLOCATED       | 476,402.00          | 104,182.57          | 351,436.64                   | 476,402.00               | 102,045.29                 | 351,436.64              |
| 32000004-2006 |                     | 05L-2S01             | <b>9137 Total</b>       |                                | <b>476,402.00</b>   | <b>104,182.57</b>   | <b>351,436.64</b>            | <b>476,402.00</b>        | <b>102,045.29</b>          | <b>351,436.64</b>       |
| 32000003-2006 |                     | 05L-3S01             | 9630                    | After School - Unallocated     | 429,420.00          | 257,713.29          | 292,237.01                   | 429,420.00               | 268,701.25                 | 285,035.42              |
|               |                     | S001                 | <b>9630 Total</b>       |                                | <b>429,420.00</b>   | <b>257,713.29</b>   | <b>292,237.01</b>            | <b>429,420.00</b>        | <b>268,701.25</b>          | <b>285,035.42</b>       |
|               |                     | S323                 | 345                     | DAY CARE UNALLOCATED           | 895,000.00          | -                   | 895,000.00                   | 895,000.00               | -                          | 895,000.00              |
|               |                     | S502                 | 345                     | DAY CARE UNALLOCATED           | 895,000.00          | -                   | 895,000.00                   | 895,000.00               | -                          | 895,000.00              |
|               |                     | S503                 | 345                     | DAY CARE UNALLOCATED           | 940,000.00          | -                   | 940,000.00                   | 940,000.00               | -                          | 940,000.00              |
|               |                     | S602                 | 345                     | DAY CARE UNALLOCATED           | 945,000.00          | -                   | 945,000.00                   | 945,000.00               | -                          | 945,000.00              |
|               |                     | S603                 | 345                     | DAY CARE UNALLOCATED           | 34,478.22           | -                   | 34,478.22                    | 34,478.22                | -                          | 34,478.22               |
|               |                     | S702                 | 345                     | DAY CARE UNALLOCATED           | 634,942.07          | -                   | 634,942.07                   | 634,942.07               | -                          | 634,942.07              |
|               |                     | S802                 | 345                     | DAY CARE UNALLOCATED           | 74,057.93           | -                   | 74,057.93                    | 74,057.93                | -                          | 74,057.93               |
|               |                     | S902                 | 345                     | DAY CARE UNALLOCATED           | 641,186.04          | -                   | 641,186.04                   | 641,186.04               | -                          | 641,186.04              |
|               |                     |                      | 345                     | DAY CARE UNALLOCATED           | 206,642.07          | -                   | 206,642.07                   | 206,642.07               | -                          | 206,642.07              |
|               |                     |                      | 345                     | DAY CARE UNALLOCATED           | 937,300.00          | -                   | 937,300.00                   | 937,300.00               | -                          | 937,300.00              |
|               |                     |                      | 345                     | DAY CARE UNALLOCATED           | 895,000.00          | -                   | 895,000.00                   | 895,000.00               | -                          | 895,000.00              |
|               |                     |                      | 345                     | DAY CARE UNALLOCATED           | 946,075.78          | -                   | 946,075.78                   | 946,075.78               | -                          | 946,075.78              |
| 32000001-2006 |                     | 05L-5S01             | <b>345 Total</b>        |                                | <b>8,044,682.11</b> | -                   | <b>8,044,682.11</b>          | <b>7,028,819.58</b>      | -                          | <b>7,028,819.58</b>     |
| 32000001-2008 |                     | 05L-7S01             | 8032                    | DAY CARE UNALLOCATED           | 409,337.84          | -                   | 409,337.84                   | 409,337.84               | -                          | 409,337.84              |
| 32000012-2006 |                     | 05L-S401             | <b>8032 Total</b>       |                                | <b>409,337.84</b>   | -                   | <b>409,337.84</b>            | <b>409,337.84</b>        | -                          | <b>409,337.84</b>       |
| 32000010-2006 |                     | 05L-S601             | 8967                    | DAY CARE UNALLOCATED           | 493,902.00          | 95,356.30           | 493,902.00                   | 493,902.00               | 98,845.51                  | 497,391.21              |
|               |                     |                      | 8967                    | DAYCARE                        | 489.21              | -                   | 489.21                       | 489.21                   | -                          | 489.21                  |
|               |                     |                      | <b>8967 Total</b>       |                                | <b>497,391.21</b>   | <b>95,356.30</b>    | <b>497,391.21</b>            | <b>497,391.21</b>        | <b>98,845.51</b>           | <b>497,391.21</b>       |
| 32000001-2009 |                     | 05L-8S01             | Day Care Unallocated    | Day Care Unallocated           | 3,000.00            | -                   | 3,000.00                     | 3,000.00                 | -                          | 3,000.00                |
| 32000007-2006 |                     | 03E-C917             | NEIGHBORHOOD FACILITIES | NEIGHBORHOOD FACILITIES        | 118,471.00          | -                   | 118,471.00                   | 118,471.00               | -                          | 118,471.00              |
| 32000009-2006 |                     | 03E-C726             | NEIGHBORHOOD FACILITIES | NEIGHBORHOOD FACILITIES        | 49,227.04           | -                   | 49,227.04                    | 49,227.04                | -                          | 49,227.04               |
| 32000010-2006 |                     | 03E-C626             | NEIGHBORHOOD FACILITIES | NEIGHBORHOOD FACILITIES        | 33,274.97           | -                   | 33,274.97                    | 33,274.97                | -                          | 33,274.97               |
| 32000008-2006 |                     | 03E-C817             | NEIGHBORHOOD FACILITIES | NEIGHBORHOOD FACILITIES        | 19,052.78           | -                   | 19,052.78                    | 19,052.78                | -                          | 19,052.78               |
| 32000005-2006 |                     | 03E-1C17             | NEIGHBORHOOD FACILITIES | NEIGHBORHOOD FACILITIES        | 20,176.81           | -                   | 20,176.81                    | 20,176.81                | -                          | 20,176.81               |
| 32000004-2006 |                     | 03E-2C17             | 7828                    | NEIGHBORHOOD FACILITIES        | 6.90                | -                   | 6.90                         | 6.90                     | -                          | 6.90                    |
|               |                     |                      |                         | NEIGHBORHOOD FACILITIES        | 23,399.24           | -                   | 23,399.24                    | 23,399.24                | -                          | 23,399.24               |
|               |                     |                      |                         | NEIGHBORHOOD FACILITIES        | 3,959.74            | -                   | 3,959.74                     | 3,959.74                 | -                          | 3,959.74                |
|               |                     |                      |                         | NEIGHBORHOOD FACILITIES        | 31,965.73           | -                   | 31,965.73                    | 31,965.73                | -                          | 31,965.73               |
|               |                     |                      |                         | NEIGHBORHOOD FACILITIES        | 2,387.42            | -                   | 2,387.42                     | 2,387.42                 | -                          | 2,387.42                |
|               |                     |                      |                         | NEIGHBORHOOD FACILITIES        | 21,047.16           | -                   | 21,047.16                    | 21,047.16                | -                          | 21,047.16               |

| Grant         | HUD<br>PROG<br>CODE | SPONSORED<br>PROGRAM | HUD<br>ACCT.<br>NO. | CDBG<br>PROGRAM DESCRIPTION    | Budget                | SAP<br>FISCAL YTD   | CITY<br>INCEPTION<br>TO DATE | IDIS<br>BUDGET<br>AMOUNT | FISCAL<br>YTD<br>per PR05 | IDIS<br>DRAW<br>TO DATE |
|---------------|---------------------|----------------------|---------------------|--------------------------------|-----------------------|---------------------|------------------------------|--------------------------|---------------------------|-------------------------|
|               |                     |                      | <b>7828 Total</b>   |                                | <b>23,399.24</b>      |                     | <b>3,959.74</b>              | <b>31,965.73</b>         | <b>2,387.42</b>           | <b>21,047.16</b>        |
| 32000003-2006 |                     | 03E-3C17             |                     | NEIGHBORHOOD FACILITIES        | 4,322.49              |                     |                              |                          |                           |                         |
| 32000006-2006 |                     | 03E-C017             |                     | NEIGHBORHOOD FACILITIES        | 53,438.10             | (84,322.49)         |                              |                          |                           |                         |
| 32000013-2006 |                     | 03E-C337             | 8504                | NEIGHBORHOOD FACILITIES (B05)  | 13,930.00             |                     | 13,930.00                    | 13,930.00                |                           | 13,930.00               |
|               |                     |                      | <b>8504 Total</b>   |                                | <b>13,930.00</b>      |                     | <b>13,930.00</b>             | <b>13,930.00</b>         |                           | <b>13,930.00</b>        |
| 32000001-2006 |                     | 03E-5C17             |                     | NEIGHBORHOOD FACILITIES        | 55,051.38             |                     |                              |                          |                           |                         |
| 32000001-2008 |                     | 03E-7C20             |                     | Neighborhood Facilities Unallo | 64,495.04             |                     |                              |                          |                           |                         |
| 32000001-2009 |                     | 03E-8C10             |                     | Neighborhood Facilities Improv | 1,698,171.00          |                     |                              |                          |                           |                         |
| 32000012-2006 |                     | 03E-C418             |                     | NEIGHBORHOOD FACILITIES        | 0.78                  |                     |                              |                          |                           |                         |
| 32000001-2006 |                     | 03K-5C07             | 8013                | STREET OVERLAY                 | 2,328,203.35          |                     | 2,328,203.35                 | 442,549.11               |                           | 442,549.11              |
|               |                     |                      | 8014                |                                |                       |                     |                              | 74,749.25                |                           | 74,749.25               |
|               |                     |                      | 8015                |                                |                       |                     |                              | 921,623.27               |                           | 921,623.27              |
|               |                     |                      | 8016                |                                |                       |                     |                              | 233,211.49               |                           | 233,211.49              |
|               |                     |                      | 8017                |                                |                       |                     |                              | 424,820.27               |                           | 424,820.27              |
|               |                     |                      | 8124                |                                |                       |                     |                              | 231,249.96               |                           | 231,249.96              |
|               |                     |                      | <b>8013 Total</b>   |                                | <b>2,328,203.35</b>   |                     | <b>2,328,203.35</b>          | <b>2,328,203.35</b>      |                           | <b>2,328,203.35</b>     |
| 32000011-2006 |                     | 17C-E502             | 544                 | PALM CENTER CONSTRUCTION       |                       |                     | (687.22)                     |                          |                           |                         |
|               |                     |                      | <b>544 Total</b>    |                                |                       |                     | <b>(687.22)</b>              |                          |                           |                         |
| 32000012-2006 |                     | 05-S479              | 500                 | F177 HOMELESS COLD & WET PROG. | 1,674.49              |                     |                              |                          |                           |                         |
|               |                     |                      | <b>500 Total</b>    |                                | <b>1,674.49</b>       |                     |                              |                          |                           |                         |
| 32000012-2006 |                     | 14H-H428             | 610                 | F177 H.R. PROJECT MGMT. SERV.  | 81.77                 |                     |                              |                          |                           |                         |
|               |                     |                      | <b>610 Total</b>    |                                | <b>81.77</b>          |                     |                              |                          |                           |                         |
| 32000012-2006 |                     | 14A-H429             | 611                 | FEMA SECTION 1362 PROGRAM      | 1,011.30              |                     |                              |                          |                           |                         |
|               |                     |                      | <b>611 Total</b>    |                                | <b>1,011.30</b>       |                     |                              |                          |                           |                         |
| 32000012-2006 |                     | 14B-H435             | 848                 | F177 EAST END HHEC             |                       |                     | (10,601.70)                  |                          |                           |                         |
|               |                     |                      | <b>848 Total</b>    |                                |                       |                     | <b>(10,601.70)</b>           |                          |                           |                         |
|               |                     |                      | <b>Grand Total</b>  |                                | <b>354,631,399.14</b> | <b>4,064,221.86</b> | <b>211,839,331.80</b>        | <b>282,821,439.47</b>    | <b>40,291,557.02</b>      | <b>262,708,931.32</b>   |

**TABLE 7**

**HOME EXPENDITURES**

2008 CAPER, CITY OF HOUSTON: TABLE  
HOME GRANT SPENDING  
DETAILED BY HUD'S ACTIVITY/CITY'S ACCOUNT  
07/01/08 THRU 06/30/09

| Grant         | HUD ACCT. NO. | HOME Program Description       | IDIS BUDGET | CITY BUDGET | CITY FISCAL YTD | CITY INCEPTION TO DATE | CITY TOTAL INCEPTION TO DATE | IDIS FISCAL YTD | IDIS DRAW TO DATE |
|---------------|---------------|--------------------------------|-------------|-------------|-----------------|------------------------|------------------------------|-----------------|-------------------|
| 32000043-2006 | 7975          | ROW HOUSE CDCC                 | 974,169.00  | 974,169.00  | 0.00            | 974,169.00             | 974,169.00                   | 97,418.00       | 974,169.00        |
| 32000043-2006 | 7959          | Tejano CTR-ACQ/New Constr/S/F  | 535,898.01  | 535,898.01  | 90,760.79       | 535,898.01             | 535,898.01                   | 233,381.20      | 535,898.01        |
| 32000043-2007 | 7959          | Tejano Cntr-S/F Acq/New Constr | 164,101.99  | 164,101.99  | 49,719.21       | 164,101.99             | 164,101.99                   | 0.00            | 164,101.99        |
|               |               |                                | 700,000.00  | 700,000.00  | 140,480.00      | 700,000.00             | 700,000.00                   | 233,381.20      | 700,000.00        |
| 32000045-2006 | 8679          | AVENUE CDC S/F                 | 700,000.00  | 700,000.00  |                 | 700,000.00             | 700,000.00                   |                 | 700,000.00        |
| 32000045-2006 | 8819          | DOMINION CDC-S/F NEW CONSTR.   | 700,000.00  |             |                 | 0.00                   | 0.00                         | 0.00            | 0.00              |
| 32000045-2006 | 8699          | ACRES HOMES CDC S/F            | 700,000.00  | 700,000.00  | 280,000.00      | 280,000.00             | 280,000.00                   | 280,000.00      | 280,000.00        |
| 32000045-2006 | 9447          | GREATER HOUSTON- S/F CONSTR.   | 700,000.00  | 700,000.00  | 223,007.08      | 223,007.08             | 223,007.08                   | 223,007.08      | 223,007.08        |
| 32000045-2006 | 8703          | GUIDING LIGHT CDC-S/F CONSTR.  | 420,000.00  | 420,000.00  | 140,000.00      | 280,000.00             | 280,000.00                   | 280,000.00      | 420,000.00        |
| 32000043-2008 | 8703          | GUIDING LIGHT                  | 280,000.00  | 280,000.00  | 280,000.00      | 280,000.00             | 280,000.00                   | 0.00            | 0.00              |
|               |               |                                | 700,000.00  | 700,000.00  | 420,000.00      | 560,000.00             | 560,000.00                   | 280,000.00      | 420,000.00        |
| 32000045-2006 | 8701          | HOLMES CDC-S/F NEW CONSTR.     | 700,000.00  | 700,000.00  |                 | 210,000.00             | 210,000.00                   |                 | 210,000.00        |
| 32000043-2008 | 8702          | MACSC And Housing              | 294,954.00  | 294,954.00  | 280,000.00      | 280,000.00             | 280,000.00                   | 280,000.00      | 280,000.00        |
| 32000045-2006 | 8702          | MACSC And Housing              | 195,046.00  | 195,046.00  | 0.00            | 0.00                   | 0.00                         | 0.00            | 0.00              |
| 32000045-2006 | 8702          | MACS S/F NEW CONSTRUCTION      | 210,000.00  | 210,000.00  | 0.00            | 210,000.00             | 210,000.00                   | 0.00            | 210,000.00        |
|               |               |                                | 700,000.00  | 700,000.00  | 280,000.00      | 490,000.00             | 490,000.00                   | 280,000.00      | 490,000.00        |
| 32000045-2006 | 8700          | RE-WARD-S/F NEW CONSTR.        | 700,000.00  | 700,000.00  | 0.00            | 0.00                   | 0.00                         | 0.00            | 0.00              |
| 32000043-2008 | 9279          | UPLIFT FOURTH WARD             | 700,000.00  | 700,000.00  | 0.00            | 0.00                   | 0.00                         | 0.00            | 0.00              |
| 32000043-2008 | 9260          | AVENUE CDC                     | 700,000.00  | 700,000.00  | 700,000.00      | 700,000.00             | 700,000.00                   | 700,000.00      | 700,000.00        |
| 32000043-2007 | 9291          | Sunnyside Place                | 274,954.00  | 274,954.00  | 0.00            | 0.00                   | 0.00                         | 0.00            | 0.00              |
| 32000043-2008 | 9291          | Sunnyside Place                | 425,046.00  | 425,046.00  | 0.00            | 0.00                   | 0.00                         | 0.00            | 0.00              |
|               |               |                                | 700,000.00  | 700,000.00  | 0.00            | 0.00                   | 0.00                         | 0.00            | 0.00              |
| 32000043-2007 | 9261          | Affordable CDC                 | 270,000.00  | 270,000.00  | 0.00            | 0.00                   | 0.00                         | 0.00            | 0.00              |
| 32000043-2008 | 9261          | Affordable CDC                 | 430,000.00  | 430,000.00  | 140,000.00      | 140,000.00             | 140,000.00                   | 140,000.00      | 140,000.00        |
|               |               |                                | 700,000.00  | 700,000.00  | 140,000.00      | 140,000.00             | 140,000.00                   | 140,000.00      | 140,000.00        |



2008 CAPER, CITY OF HOUSTON: TABLE 9  
HOME GRANT SPENDING  
DETAILED BY HUD'S ACTIVITY/CITY'S ACCOUNT  
07/01/08 THRU 06/30/09

| Grant   | HUD ACCT. NO. | HOME Program Description       | IDIS BUDGET          | CITY BUDGET          | CITY FISCAL YTD     | CITY INCEPTION TO DATE | CITY TOTAL INCEPTION TO DATE | IDIS FISCAL YTD     | IDIS DRAW TO DATE    |
|---|---------------|--------------------------------|----------------------|----------------------|---------------------|------------------------|------------------------------|---------------------|----------------------|
| <b>SINGLE FAMILY ACQUISITION/NEW CONSTRUCTION</b> |               |                                | <b>10,074,169.00</b> | <b>9,374,169.00</b>  | <b>2,183,487.08</b> | <b>4,977,176.08</b>    | <b>4,977,176.08</b>          | <b>2,233,806.28</b> | <b>4,837,176.08</b>  |
| 32000044-2006                                     | various       | SINGLE FAM/DOWN PMT ASST-NEW   | 2,657,545.00         | 1,569,769.00         | 59,000.00           | 1,515,269.00           | 2,633,269.00                 | 59,000.00           | 2,657,545.00         |
| 32000044-2006                                     | various       | SINGLE FAM/DOWN PMT ASST-USED  | 2,363,480.00         | 1,550,000.00         | 81,500.00           | 1,544,500.00           | 2,239,500.00                 | 39,000.00           | 2,363,480.00         |
|   | various       | S/F DOWN PMT ASST.             | 5,625,325.00         | 3,776,842.01         | 671,998.01          | 3,775,031.08           | 3,775,031.08                 | 712,641.63          | 5,555,281.00         |
| 32000043-2009                                     | various       | S/F DOWN PMT ASST.             | 4,446,225.00         | 5,026,633.00         | 2,984,133.00        | 5,016,633.00           | 5,016,633.00                 | 3,266,166.00        | 4,424,130.00         |
| 32000045-2006                                     | various       | HOMEBUYER ASSISTANCE           | 2,245,770.00         | 5,275,000.00         | 2,377,193.99        | 2,377,193.99           | 2,897,806.01                 | 2,221,631.94        | 2,245,565.00         |
| 32000045-2006                                     | various       | HOMEBUYERS COUNSELING          |                      | 979,145.00           | 5,545.00            | 122,540.00             | 143,395.00                   | 0.00                | 0.00                 |
| 32000045-2006                                     | various       | HOUSING PROGRAM ADMIN          |                      | 463,336.00           | 83,315.24           | 406,500.00             | 455,000.00                   | 0.00                | 0.00                 |
| 32000037-2006                                     | various       | HOMEBUYERS COUNSELING          |                      | 144,000.00           | 40,890.00           | 68,565.00              | 68,565.00                    | 0.00                | 0.00                 |
| <b>HOMEOWNERSHIP REPAIR</b>                       |               |                                | <b>17,338,345.00</b> | <b>18,784,725.01</b> | <b>6,303,575.24</b> | <b>14,826,232.07</b>   | <b>17,229,199.09</b>         | <b>6,298,439.57</b> | <b>17,246,001.00</b> |
| 32000036-2006                                     | various       | Single Family Repair/Down PMT. | 547,753.84           | 547,753.84           |                     | 547,753.84             | 547,753.84                   |                     | 547,753.84           |
| 32000043-2006                                     | various       | Single Family Repair/Down PMT. | 715,756.40           | 1,986,835.19         |                     | 664,115.40             | 664,115.40                   |                     | 668,852.40           |
| 32000037-2006                                     | various       | Single Family Repair           | 1,196,650.74         | 1,260,741.87         | 778,958.42          | 778,958.42             | 778,958.42                   | 576,897.74          | 576,897.74           |
| 32000044-2006                                     | various       | Single Family Repair/Down Pay  | 152,810.52           | 152,810.52           | 76,255.66           | 76,255.66              | 76,255.66                    | 17,212.50           | 17,212.50            |
| <b>SINGLE FAMILY HOME REPAIR</b>                  |               |                                | <b>2,612,971.50</b>  | <b>3,948,141.42</b>  | <b>855,214.08</b>   | <b>2,067,083.32</b>    | <b>2,067,083.32</b>          | <b>594,110.24</b>   | <b>1,810,716.48</b>  |
| #N/A  | 7486          | U. S. VETS MIDTOWN TERRACE     | 2,550,000.00         | 0.00                 |                     | 0.00                   | 2,550,000.00                 | 0.00                | 2,550,000.00         |
| 32000035-2006                                     | 7486          | CLOUDBREAK/US VETS M/F ACQ.    | 730,549.62           | 730,549.62           |                     | 100.00                 | 100.00                       | 0.00                | 0.00                 |
| 32000034-2006                                     | 7486          | CLOUDBREAK/US VETS M/F ACQ.    | 63,625.00            | 63,625.00            |                     | 0.00                   | 0.00                         | 0.00                | 0.00                 |
| 32000033-2006                                     | 7486          | CLOUDBREAK/US VETS M/F ACQ.    | 763.00               | 763.00               |                     | 0.00                   | 0.00                         | 0.00                | 0.00                 |
| 32000032-2006                                     | 7486          | CLOUDBREAK/US VETS M/F ACQ.    | 362,157.73           | 362,157.73           |                     | 0.00                   | 0.00                         | 0.00                | 0.00                 |
| 32000043-2007                                     | 7486          | CLOUDBREAK                     | 1,250.00             | 1,250.00             |                     | 0.00                   | 0.00                         | 0.00                | 0.00                 |
| 32000031-2006                                     | 7486          | CLOUDBREAK/US VETS-CONSTR.     | 126,156.65           | 126,156.65           |                     | 0.00                   | 0.00                         | 100.00              | 100.00               |
|   |               |                                | <b>3,834,502.00</b>  | <b>1,284,502.00</b>  | <b>0.00</b>         | <b>100.00</b>          | <b>2,550,100.00</b>          | <b>100.00</b>       | <b>2,550,100.00</b>  |
| 32000045-2006                                     | 7905          | CONVENANT CAPITAL COMMTY CTR   | 768,788.09           | 768,788.09           |                     | 768,788.09             | 768,788.09                   | 0.00                | 768,788.09           |
| 32000043-2006                                     | 7905          | COVENANT CAPITAL COMMTY CTR    | 1,081,211.91         | 1,081,211.91         |                     | 1,081,211.91           | 1,081,211.91                 | 185,000.00          | 1,081,211.91         |
|   |               |                                | <b>1,850,000.00</b>  | <b>1,850,000.00</b>  | <b>0.00</b>         | <b>1,850,000.00</b>    | <b>1,850,000.00</b>          | <b>185,000.00</b>   | <b>1,850,000.00</b>  |
| 32000037-2006                                     | 8608          | ROCKWELL CMMTY 26 LP CMNO REAL | 63,622.00            | 63,622.00            | 0.00                | 0.00                   | 0.00                         |                     | 63,622.00            |
| 32000036-2006                                     | 8608          | ROCKWELL CMMTY 26 LP CMNO REAL | 5,159,078.00         | 5,159,078.00         | 3,052,748.16        | 4,936,521.18           | 4,936,521.18                 | 3,560,561.55        | 4,138,462.24         |
|   |               |                                | <b>5,222,700.00</b>  | <b>5,222,700.00</b>  | <b>3,052,748.16</b> | <b>4,936,521.18</b>    | <b>4,936,521.18</b>          | <b>3,560,561.55</b> | <b>4,202,084.24</b>  |
| 32000032-2006                                     | 2748          | UPLIFT FOURTH WARD             | 448,781.39           | 0.00                 | 0.00                | 0.00                   | 448,781.39                   | 0.00                | 448,781.39           |
| 32000045-2006                                     | 7989          | COMMONS AT GRACE               | 700,000.00           | 700,000.00           | 0.00                | 700,000.00             | 700,000.00                   | 70,000.00           | 700,000.00           |

HOME GRANT SPENDING

DETAILED BY HUD'S ACTIVITY/CITY'S ACCOUNT

07/01/08 THRU 06/30/09

| Grant         | HUD ACCT. NO. | HOME Program Description      | IDIS BUDGET  | CITY BUDGET  | CITY FISCAL YTD | CITY INCEPTION TO DATE | CITY TOTAL INCEPTION TO DATE | IDIS FISCAL YTD | IDIS DRAW TO DATE |
|---------------|---------------|-------------------------------|--------------|--------------|-----------------|------------------------|------------------------------|-----------------|-------------------|
| 32000030-2006 | 8284          | LANGWICK SENIOR RESIDENCES,LP | 400,000.00   | 400,000.00   | 0.00            | 400,000.00             | 400,000.00                   | 0.00            | 400,000.00        |
| 32000045-2006 | 8284          | LANGWICK SENIOR RESIDENCES,LP | 435,000.00   | 435,000.00   | 0.00            | 435,000.00             | 435,000.00                   | 83,500.00       | 435,000.00        |
|               |               |                               | 835,000.00   | 835,000.00   | 0.00            | 835,000.00             | 835,000.00                   | 83,500.00       | 835,000.00        |
| 32000030-2006 | 8293          | ORCHARD PARK @ WILLOWBROOK    | 338,188.92   | 338,188.92   |                 | 338,188.92             | 338,188.92                   | 0.00            | 338,188.92        |
| 32000037-2006 | 8293          | ORCHARD PARK @ WILLOWBROOK    | 1,383,604.68 | 1,383,604.68 |                 | 1,383,604.68           | 1,383,604.68                 | 0.00            | 1,383,604.68      |
| 32000038-2006 | 8293          | ORCHARD PARK @ WILLOWBROOK    | 170,000.00   | 170,000.00   |                 | 170,000.00             | 170,000.00                   | 0.00            | 170,000.00        |
| 32000048-2006 | 8293          | ORCHARD PARK @ WILLOWBROOK    | 50,781.70    | 50,781.70    |                 | 50,781.70              | 50,781.70                    | 0.00            | 50,781.70         |
| 32000031-2006 | 8293          | ORCHARD PARK @ WILLOWBROOK    | 688,145.55   | 688,145.55   |                 | 688,145.55             | 688,145.55                   | 0.00            | 688,145.55        |
| 32000043-2006 | 8293          | ORCHARD PARK @ WILLOWBROOK    | 631,083.32   | 631,083.32   |                 | 631,083.32             | 631,083.32                   | 0.00            | 631,083.32        |
| 32000045-2006 | 8293          | ORCHARD PARK @ WILLOWBROOK    | 76,783.03    | 76,783.03    |                 | 76,783.03              | 76,783.03                    | 0.00            | 76,783.03         |
| 32000043-2007 | 8293          | ORCHARD PARK @ WILLOWBROOK    | 11,412.80    | 11,412.80    |                 | 11,412.80              | 11,412.80                    | 0.00            | 11,412.80         |
|               |               |                               | 3,350,000.00 | 3,350,000.00 | 0.00            | 3,350,000.00           | 3,350,000.00                 | 0.00            | 3,329,234.54      |
| 32000035-2006 | 9259          | 1414 Congress (SRO)           | 830,103.00   | 830,103.00   | 571,635.06      | 571,635.06             | 571,635.06                   | 571,635.06      | 444,428.76        |
| 32000038-2006 | 9259          | 1414 Congress (SRO)           | 1,089,897.00 | 1,089,897.00 | 952,934.27      | 1,089,897.00           | 1,089,897.00                 | 882,542.70      | 1,089,897.00      |
| 32000039-2006 | 9259          | 1414 Congress (SRO)           | 80,000.00    | 80,000.00    | 0.00            | 80,000.00              | 80,000.00                    | 0.00            | 0.00              |
| 32000045-2006 | 9259          | 1414 Congress (SRO)           | 1,000,000.00 | 1,000,000.00 | 0.00            | 0.00                   | 0.00                         | 0.00            | 0.00              |
|               |               |                               | 3,000,000.00 | 3,000,000.00 | 1,524,569.33    | 1,741,532.06           | 1,741,532.06                 | 1,454,177.76    | 1,534,325.76      |
| 32000036-2006 | 8696          | Village of Zion               | 825,000.00   | 500,000.00   | 0.00            | 499,000.00             | 499,000.00                   | 0.00            | 499,000.00        |
| 32000036-2006 | 7906          | CREATIVE CHOICE               | 302,828.00   | 302,827.85   | 0.00            | 302,828.00             | 302,828.00                   | 0.00            | 302,828.00        |
| 32000043-2006 | 7906          | CREATIVE CHOICE               | 197,172.00   | 197,172.15   | 0.00            | 197,172.00             | 197,172.00                   | 0.00            | 197,172.00        |
|               |               |                               | 500,000.00   | 500,000.00   | 0.00            | 500,000.00             | 500,000.00                   | 0.00            | 500,000.00        |
| 32000030-2006 | 8990          | CORINTHIAN POINTE SENIOR LC   | 90,198.80    | 90,198.80    | 0.00            | 0.00                   | 0.00                         | 0.00            | 0.00              |
| 32000035-2006 | 8990          | CORINTHIAN POINTE SENIOR LC   | 49,800.00    | 49,800.00    | 0.00            | 0.00                   | 0.00                         | 0.00            | 0.00              |
| 32000045-2006 | 8990          | CORINTHIAN POINTE SENIOR LC   | 511,836.00   | 511,836.00   | 343,362.00      | 343,362.00             | 343,362.00                   | 0.00            | 0.00              |
| 32000043-2007 | 8990          | CORINTHIAN POINTE SENIOR LC   | 249,404.46   | 249,404.46   | 0.00            | 0.00                   | 0.00                         | 0.00            | 0.00              |
| 32000043-2008 | 8990          | CORINTHIAN POINTE SENIOR LC   | 2,474,430.74 | 2,474,430.74 | 0.00            | 0.00                   | 0.00                         | 0.00            | 0.00              |
|               |               |                               | 3,375,670.00 | 3,375,670.00 | 343,362.00      | 343,362.00             | 343,362.00                   | 0.00            | 0.00              |
| 32000044-2006 | 8693          | NTL COMMUNITY RENAISSANCE     | 1,637,078.95 | 1,637,078.95 | 780,845.35      | 1,108,140.43           | 1,108,140.43                 | 0.00            | 1,108,140.43      |
| 32000043-2007 | 8693          | NTL COMMUNITY RENAISSANCE     | 484,493.05   | 484,493.05   | 100,961.65      | 125,952.61             | 125,952.61                   | 0.00            | 125,952.61        |
| 32000043-2006 | 8693          | NTL COMMUNITY RENAISSANCE     | 1,018,487.00 | 1,018,487.00 | 93,891.36       | 1,018,487.00           | 1,018,487.00                 | 1,003,563.74    | 613,228.99        |
|               |               |                               | 3,140,059.00 | 3,140,059.00 | 975,698.36      | 2,252,580.04           | 2,252,580.04                 | 1,003,563.74    | 1,847,322.03      |
| 32000048-2006 | 8694          | NHH @ Brays Crossing (HACDC)  | 24,375.21    | 24,375.21    |                 | 24,375.21              | 24,375.21                    |                 | 24,375.21         |

2008 CAPER, CITY OF HOUSTON: TABLE 9  
HOME GRANT SPENDING  
DETAILED BY HUD'S ACTIVITY/CITY'S ACCOUNT  
07/01/08 THRU 06/30/09

| Grant                                     | HUD ACCT. NO. | HOME Program Description       | IDIS BUDGET   | CITY BUDGET   | CITY FISCAL YTD | CITY INCEPTION TO DATE | CITY TOTAL INCEPTION TO DATE | IDIS FISCAL YTD | IDIS DRAW TO DATE |
|---|---------------|--------------------------------|---------------|---------------|-----------------|------------------------|------------------------------|-----------------|-------------------|
| 32000044-2006                             | 8694          | NHH @ Brays Crossing (HACDC)   | 3,089,442.17  | 3,089,442.17  | 207,549.24      | 3,108,109.97           | 3,108,109.97                 | 1,776,721.57    | 3,089,442.17      |
| 32000045-2006                             | 8694          | NHH @ Brays Crossing (HACDC)   | 2,018,788.09  | 2,018,788.09  | 2,018,788.09    | 2,018,788.09           | 2,018,788.09                 | 0.00            | 1,595,164.42      |
| 32000043-2007                             | 8694          | NHH @ Brays Crossing (HACDC)   | 4,131,592.53  | 4,131,592.53  | 410,119.66      | 410,119.66             | 410,119.66                   | 0.00            | 0.00              |
|   |               |                                | 9,264,198.00  | 9,264,198.00  | 2,636,456.99    | 5,561,392.93           | 5,561,392.93                 | 1,776,721.57    | 4,708,981.80      |
| 32000037-2006                             | 8294          | REED RD SENIOR RESIDENTIAL     | 211,323.55    | 211,323.55    |                 | 211,323.55             | 211,323.55                   |                 | 211,323.55        |
| 32000044-2006                             | 8294          | REED ROAD SENIOR RESIDENT      | 1,925,330.83  | 1,925,330.83  |                 | 1,925,330.83           | 1,925,330.83                 |                 | 1,925,330.83      |
| 32000043-2006                             | 8294          | REED ROAD SENIOR RESIDENTIAL   | 2,113,345.62  | 2,113,345.62  |                 | 2,113,345.62           | 2,113,345.62                 |                 | 1,990,193.76      |
|   |               |                                | 4,250,000.00  | 4,250,000.00  | 0.00            | 4,250,000.00           | 4,250,000.00                 | 395,771.30      | 4,126,848.14      |
| 32000037-2006                             | 8695          | Cypress Creek Reed Rd          | 1,500,000.00  | 1,500,000.00  |                 | 1,497,536.36           | 1,497,536.36                 | 0.00            | 1,497,536.36      |
| 32000043-2007                             | 9112          | W. Leo Daniels Towers          | 104,971.08    | 104,971.08    | 0.00            | 0.00                   | 0.00                         | 0.00            | 0.00              |
| 32000043-2008                             | 9112          | W. Leo Daniels Towers          | 242,843.32    | 242,843.32    | 78,961.00       | 100,531.00             | 100,531.00                   | 100,531.00      | 100,531.00        |
|   |               |                                | 347,814.40    | 347,814.40    | 78,961.00       | 100,531.00             | 100,531.00                   | 100,531.00      | 100,531.00        |
| 32000044-2006                             | 8389          | Golden Bamboo Village Apts.    | 1,116,998.97  | 1,116,998.97  | 72,428.40       | 1,116,998.97           | 1,116,998.97                 | 1,108,525.40    | 1,116,998.97      |
| 32000045-2006                             | 8389          | Golden Bamboo Village Apts.    | 688,804.79    | 688,804.79    |                 | 688,804.79             | 688,804.79                   | 0.00            | 688,804.79        |
| 32000043-2007                             | 8389          | Golden Bamboo Village Apts.    | 1,534,335.24  | 1,534,335.24  |                 | 1,534,335.24           | 1,534,335.24                 | 0.00            | 1,534,335.24      |
| 32000037-2006                             |               | VN Teamwork (Golden Bamboo)    | 200,000.00    | 200,000.00    |                 |                        |                              |                 |                   |
|   |               |                                | 3,340,139.00  | 3,340,139.00  | 72,428.40       | 3,340,139.00           | 3,340,139.00                 | 1,108,525.40    | 3,340,139.00      |
| 32000043-2007                             | 8697          | Houston SHIFA M/F              | 750,781.54    | 750,781.54    |                 | 750,781.54             | 750,781.54                   | 0.00            | 750,781.54        |
| 32000043-2006                             | 8697          | Houston Shifa M/F              | 749,218.46    | 749,218.46    |                 | 749,218.46             | 749,218.46                   | 0.00            | 749,218.46        |
|   |               |                                | 1,500,000.00  | 1,500,000.00  | 0.00            | 1,500,000.00           | 1,500,000.00                 | 0.00            | 1,500,000.00      |
| 32000037-2006                             | 9354          | The Women's Home-A Plac of Her | 2,500,000.00  | 2,500,000.00  |                 | 0.00                   | 0.00                         | 0.00            | 0.00              |
| 32000037-2006                             |               | Hometowne On Wayside           | 960,827.77    | 960,827.77    |                 |                        |                              |                 |                   |
| 32000043-2008                             |               | Hometowne On Wayside           | 503,045.00    | 503,045.00    |                 |                        |                              |                 |                   |
| 32000043-2009                             |               | Hometowne On Wayside           | 96,949.00     | 96,949.00     |                 |                        |                              |                 |                   |
| 32000044-2006                             |               | Hometowne On Wayside           | 1,539,178.23  | 1,539,178.23  |                 |                        |                              |                 |                   |
|   |               |                                | 0.00          | 3,100,000.00  | 0.00            | 0.00                   | 0.00                         | 0.00            | 0.00              |
|   |               |                                | 49,783,863.79 | 49,760,082.40 | 8,684,224.24    | 33,257,694.57          | 36,256,475.96                | 9,738,452.32    | 33,569,884.26     |
| <b>MULTI-FAMILY NEW ACQUISITION REHAB</b> |               |                                |               |               |                 |                        |                              |                 |                   |
| 32000043-2007                             | 8593          | ACTION CDC CHDO OPER EXP       | 50,000.00     | 50,000.00     | 6,263.18        | 50,000.00              | 50,000.00                    | 4,581.02        | 50,000.00         |
| 32000045-2006                             | 8515          | DOMINION CDC-CHDO OPER EXP     | 50,000.00     | 50,000.00     | 1,245.42        | 50,000.00              | 50,000.00                    | 26,288.96       | 50,000.00         |
| 32000043-2006                             | 8512          | GREATER HOUSTON CHDO OPER EXP  | 50,000.00     | 50,000.00     |                 | 50,000.00              | 50,000.00                    | 11,655.02       | 50,000.00         |
| 32000043-2006                             | 7962          | ROW HOUSE CHDO OPERATING       | 50,000.00     | 50,000.00     |                 | 50,000.00              | 50,000.00                    |                 | 50,000.00         |

HOME GRANT SPENDING

DETAILED BY HUD'S ACTIVITY/CITY'S ACCOUNT

07/01/08 THRU 06/30/09

| Grant                          | HUD ACCT. NO. | HOME Program Description       | IDIS BUDGET         | CITY BUDGET         | CITY FISCAL YTD   | CITY INCEPTION TO DATE | CITY TOTAL INCEPTION TO DATE | IDIS FISCAL YTD   | IDIS DRAW TO DATE   |
|--------------------------------|---------------|--------------------------------|---------------------|---------------------|-------------------|------------------------|------------------------------|-------------------|---------------------|
| 32000044-2006                  | 8513          | ACRES HOMES CDC-CHDO OPER EXP  | 50,000.00           | 50,000.00           |                   | 50,000.00              | 50,000.00                    |                   | 50,000.00           |
| 32000037-2006                  | 8507          | AVENUE CDC-CHDO OPERATING EXP  | 50,000.00           | 50,000.00           |                   | 50,000.00              | 50,000.00                    |                   | 50,000.00           |
| 32000037-2006                  | 8508          | GUIDING LIGHT CDC CHDO OPER EX | 50,000.00           | 50,000.00           |                   | 50,000.00              | 50,000.00                    | 6,498.02          | 50,000.00           |
| 32000037-2006                  | 8509          | HOLMES CDC CHDO OPER EXP       | 50,000.00           | 50,000.00           |                   | 50,000.00              | 50,000.00                    | 4,969.74          | 50,000.00           |
| 32000044-2006                  | 8514          | MACSC-CHDO OPER. EXP.          | 50,000.00           | 50,000.00           |                   | 50,000.00              | 50,000.00                    |                   | 50,000.00           |
| 32000036-2006                  | 8639          | MOUNTAIN TOP CHDO OPS          | 50,000.00           | 50,000.00           | 386.67            | 14,623.45              | 14,623.45                    | 14,623.45         | 14,623.45           |
| 32000036-2006                  | 8083          | NEW HOPE-CANAL ST. CHDO OPS    | 49,998.65           | 29,167.08           |                   | 29,167.08              | 49,999.08                    |                   | 49,998.65           |
| 32000037-2006                  | 8511          | RE-WARD THIRD WARD CHDO OPER   | 50,000.00           | 50,000.00           | (177.96)          | 50,000.00              | 50,000.00                    | 8,289.17          | 50,000.00           |
| 32000037-2006                  | 8510          | TEJANO CENTER CHDO OPER EXP    | 50,000.00           | 50,000.00           |                   | 50,000.00              | 50,000.00                    | 6,994.75          | 50,000.00           |
| 32000043-2007                  | 8516          | VN TEAM WORKS CHDO OPER EXP    | 50,000.00           | 50,000.00           |                   | 50,000.00              | 50,000.00                    |                   | 50,000.00           |
| 32000043-2008                  | 8880          | Houston Area CDC               | 50,000.00           | 50,000.00           | 18,028.18         | 50,000.00              | 50,000.00                    | 18,695.27         | 50,000.00           |
| 32000043-2008                  | 9197          | Sunnyside CDC - CHDO Operate   | 50,000.00           | 50,000.00           | 10,790.91         | 19,414.14              | 19,414.14                    | 16,953.94         | 19,414.14           |
| 32000043-2008                  | 9284          | Affordable Communities-CHDO    | 50,000.00           | 50,000.00           | 30,685.48         | 37,906.04              | 37,906.04                    | 24,250.29         | 24,250.29           |
| 32000043-2008                  | 9283          | Houston Area CDC-1414 Congress | 50,000.00           | 50,000.00           | 2,671.68          | 50,000.00              | 50,000.00                    | 50,000.00         | 50,000.00           |
| 32000044-2006                  | 9561          | Avenue CDC-CHDO Operating      | 50,000.00           | 50,000.00           | 35,137.00         | 35,137.00              | 35,137.00                    | 24,137.00         | 24,137.00           |
| 32000043-2008                  | 9285          | Houston SHIFA-CHDO Operating   | 50,000.00           | 50,000.00           | 43,961.07         | 43,961.07              | 43,961.07                    | 28,961.07         | 28,961.07           |
| 32000044-2006                  | 9282          | Uplift Fourth Ward-CHDO Operat | 50,000.00           | 50,000.00           | 50,000.00         | 50,000.00              | 50,000.00                    | 50,000.00         | 50,000.00           |
| 32000044-2006                  | 9754          | Action CDC - CHDO Operating    | 50,000.00           | 50,000.00           | 32,861.07         | 32,861.07              | 32,861.07                    | 21,749.30         | 21,749.30           |
| 32000043-2009                  | 9753          | AVENUE CDC-CHDO OPERATING      | 100,000.00          | 99,990.65           | 0.00              | 0.00                   | 0.00                         | 0.00              | 0.00                |
| 32000043-2009                  | 9772          | Guiding Light CDC-CHDO Operatg | 50,000.00           | 50,000.00           | 15,939.54         | 15,939.54              | 15,939.54                    | 8,132.92          | 10,573.42           |
| 32000043-2009                  |               | Catholic Charities CDC         | 50,000.00           | 50,000.00           | 15,000.00         | 15,000.00              | 15,000.00                    |                   |                     |
| 32000043-2009                  |               | FAM HOUS DEC CORP-CHDO OPER    | 50,000.00           | 50,000.00           | 15,000.00         | 15,000.00              | 15,000.00                    |                   |                     |
| 32000043-2009                  |               | Uplift Forth Ward-CHDO Oper    | 50,000.00           | 50,000.00           | 429.98            | 429.98                 | 429.98                       |                   |                     |
| 32000045-2006                  |               | 19A-5M60 HOME CHDO OPERATING   | 25,000.00           | 25,000.00           | (1,245.42)        | 0.00                   | 0.00                         |                   |                     |
| 32000032-2006                  | 222           | HOLMES CDC                     | 0.00                | 0.00                |                   | 0.00                   | 49,850.00                    |                   | 0.00                |
| 32000038-2006                  | 222           | SECOND WARD CDC                | 908,254.20          | 0.00                | (4,549.43)        | 0.00                   | 46,956.56                    | 92,145.26         | 908,254.20          |
|                                |               |                                | 908,254.20          | 0.00                | (4,549.43)        | 0.00                   | 96,806.56                    | 92,145.26         | 908,254.20          |
| 32000035-2006                  | 9563          | Holmes CDC-CHDO Operating      | 8.00                | 8.00                | 8.00              | 8.00                   | 8.00                         | 0.00              | 0.00                |
| 32000036-2006                  | 9563          | Holmes CDC-CHDO Operating      | 1.35                | 1.00                | 1.35              | 1.35                   | 1.35                         | 0.00              | 0.00                |
| 32000043-2008                  | 9563          | Holmes CDC-CHDO Operating      | 49,990.65           | 49,991.00           | 49,990.65         | 49,990.65              | 49,990.65                    | 42,651.08         | 42,651.08           |
|                                |               |                                | 50,000.00           | 50,000.00           | 50,000.00         | 50,000.00              | 50,000.00                    | 42,651.08         | 42,651.08           |
| 32000043-2007                  | 8592          | Houston SHIFA CHDO             | 25,000.00           | 25,000.00           |                   | 25,000.00              | 25,000.00                    |                   | 25,000.00           |
| 32000044-2006                  | 8592          | Houston SHIFA CHDO             | 25,000.00           | 25,000.00           | (6,263.18)        | 25,000.00              | 25,000.00                    | 3,424.73          | 25,000.00           |
|                                |               |                                | 50,000.00           | 50,000.00           | (6,263.18)        | 50,000.00              | 50,000.00                    | 3,424.73          | 50,000.00           |
| <b>CHDO OPERATING EXPENSES</b> |               |                                | <b>2,258,252.85</b> | <b>1,454,157.73</b> | <b>316,164.19</b> | <b>1,109,439.37</b>    | <b>1,227,077.93</b>          | <b>465,000.99</b> | <b>1,944,612.60</b> |



2008 CAPER, CITY OF HOUSTON: TABLE 9  
 HOME GRANT SPENDING  
 DETAILED BY HUD'S ACTIVITY/CITY'S ACCOUNT  
 07/01/08 THRU 06/30/09

| Grant                                | HUD ACCT. NO. | HOME Program Description       | IDIS BUDGET          | CITY BUDGET          | CITY FISCAL YTD      | CITY INCEPTION TO DATE | CITY TOTAL INCEPTION TO DATE | IDIS FISCAL YTD      | IDIS DRAW TO DATE    |
|--------------------------------------|---------------|--------------------------------|----------------------|----------------------|----------------------|------------------------|------------------------------|----------------------|----------------------|
| 32000045-2006                        | 8380          | ACTION CDC (PRE-DEVELOPMENT)   | 2,950,000.00         | 450,000.00           | 132,721.13           | 415,037.40             | 415,037.40                   | 137,553.25           | 411,609.32           |
| 32000043-2008                        | 9280          | Sakowitz Houston Area          | 100,000.00           | 100,000.00           | 45,206.00            | 100,000.00             | 100,000.00                   | 100,000.00           | 100,000.00           |
| 32000043-2008                        | 9559          | ACTION CDC PREDEVELOPMENT      | 14,500.00            | 14,500.00            |                      | 14,500.00              | 14,500.00                    | 14,500.00            | 14,500.00            |
| 32000043-2007                        | 9143          | Mountain Top Predevelopment    | 39,735.00            | 39,735.00            |                      | 39,735.00              | 39,735.00                    | 39,735.00            | 39,735.00            |
| 32000030-2006                        | 9560          | GUIDING LIGHT CDC-CONSTR. M/F  | 12,499.00            | 12,499.00            |                      | 12,499.00              | 12,499.00                    | 12,499.00            | 12,499.00            |
| 32000043-2007                        | 9784          | Mountain Top Pre-Development   | 140,000.00           | 140,000.00           | 0.00                 | 0.00                   | 0.00                         | 0.00                 | 0.00                 |
| 32000043-2008                        | 9709          | Houston SHIFA-Pre-Development* | 50,000.00            | 50,000.00            | 50,000.00            | 50,000.00              | 50,000.00                    | 50,000.00            | 50,000.00            |
| 32000036-2006                        | 9399          | Sunnyside Place-CHDO Pre-Dev   | 50,000.00            | 50,000.00            | 36,250.00            | 36,250.00              | 36,250.00                    | 36,250.00            | 36,250.00            |
| 32000030-2006                        | 9562          | Avenue CDC-Predevelopment*     | 12,500.00            | 12,500.00            | (4,580.00)           | 12,500.00              | 12,500.00                    |                      | 3,023.20             |
| 32000043-2008                        | 9562          | Avenue CDC - Predevelopment*   | 35,500.00            | 35,500.00            | 35,500.00            | 35,500.00              | 35,500.00                    |                      | 35,500.00            |
| 32000045-2006                        | 9562          | Avenue CDC - Predevelopment    | 52,000.00            | 52,000.00            | 42,523.20            | 42,523.20              | 42,523.20                    | 90,523.20            | 52,000.00            |
|                                      |               |                                | 100,000.00           | 100,000.00           | 73,443.20            | 90,523.20              | 90,523.20                    | 90,523.20            | 90,523.20            |
| <b>CHDO PRE-DEVELOPMENT LOANS</b>    |               |                                | <b>3,456,734.00</b>  | <b>956,734.00</b>    | <b>337,620.33</b>    | <b>758,544.60</b>      | <b>758,544.60</b>            | <b>441,325.45</b>    | <b>755,116.52</b>    |
| 32000043-2006                        | 5             | GEN. PROGAM ADMIN.             | 0.00                 | 0.00                 |                      | (77.77)                | 1,059,736.64                 |                      |                      |
| 32000036-2006                        | 5             | GENERAL PROGRAM ADMIN.         | 0.00                 | 75,207.00            |                      | 75,207.00              | 774,300.00                   |                      |                      |
|                                      |               |                                | 0.00                 | 75,207.00            | 0.00                 | 75,129.23              | 1,834,036.64                 | 0.00                 | 0.00                 |
| 32000044-2006                        | 7349          | GENERAL HOME PROGRAM ADMIN     | 1,663,700.00         | 819,350.00           |                      | 819,350.00             | 1,663,700.00                 |                      | 1,663,700.00         |
| 32000045-2006                        | 8208          | GEN. HOME ADMIN.               | 1,406,116.00         | 1,154,779.44         |                      | 1,154,779.44           | 1,154,779.44                 | 777,750.48           | 1,406,116.00         |
| 32000043-2007                        | 8545          | GENERAL PROGRAM ADMIN.         | 1,410,000.00         | 1,410,000.00         | (8,620.54)           | 1,401,379.46           | 1,401,379.46                 | 78,259.08            | 1,363,902.83         |
| 32000043-2008                        | 9542          | Program Administration         | 1,331,376.00         | 1,331,376.00         | 557,918.69           | 1,330,680.44           | 1,330,680.44                 | 1,331,376.00         | 1,331,376.00         |
| 32000044-2006                        | 9170          | Home Program ADM/CHDO Operatin |                      | 1,366,075.58         | (326,015.02)         | 540.05                 | 540.05                       |                      |                      |
| 32000043-2009                        | 9439          | HOME Program Administration    | 1,272,000.00         | 1,272,000.00         | 1,159,091.55         | 1,159,091.55           | 1,159,091.55                 | 1,247,021.04         | 1,247,021.04         |
| 32000045-2006                        | 9707          | HOUSING PROGRAM ADMIN          | 124,338.25           |                      |                      |                        |                              | 119,570.86           | 123,737.52           |
| <b>HOME PROGRAM - ADMINISTRATION</b> |               |                                | <b>7,207,530.25</b>  | <b>7,428,788.02</b>  | <b>1,382,374.68</b>  | <b>5,940,950.17</b>    | <b>8,544,207.58</b>          | <b>3,553,977.46</b>  | <b>7,135,853.39</b>  |
| <b>GRAND TOTAL HOME GRANT</b>        |               |                                | <b>92,731,866.39</b> | <b>91,706,797.58</b> | <b>20,062,659.84</b> | <b>62,937,120.18</b>   | <b>71,059,764.56</b>         | <b>23,325,112.31</b> | <b>67,299,360.33</b> |

**TABLE 8**

**HOUSING OPPORTUNITIES FOR PERSONS  
WITH AIDS (HOPWA) EXPENDITURES**

**FY 09 HOPWA GRANT SPENDING**

| CITY Account | IDIS Account #    | IDIS Description                               | Budget              | FY 09 Expenditures | IDIS Budget       | IDIS Draws        |
|--------------|-------------------|--|---------------------|--------------------|-------------------|-------------------|
| 31C-40H8     | 9440              |  | 80,000.00           | 19,848.61          |                   |                   |
| 31C-56H8     | 9440              |  | 59,045.17           | 17,900.40          |                   |                   |
|              | <b>9440 Total</b> | <b>H - AIDS COALITION STRUMA 08</b>            | <b>139,045.17</b>   | <b>37,749.01</b>   | <b>37,749.01</b>  | <b>37,749.01</b>  |
| 31C-51H9     | 9441              |  | 20,749.85           | 3,018.89           |                   |                   |
| 31C-61H2     | 9441              |  | 53,994.00           | 2,874.98           |                   |                   |
| 31C-70H9     | 9441              |  | 51,846.00           | 20,964.14          |                   |                   |
|              | <b>9441 Total</b> | <b>H - AIDS COALITION SUPPORT SERVICES 08</b>  | <b>126,589.85</b>   | <b>26,858.01</b>   | <b>26,858.01</b>  | <b>26,858.01</b>  |
| 31C-61H3     | 9442              |  | 220,549.83          | 30,316.20          |                   |                   |
| 31C-70H10    | 9442              |  | 219,000.00          | 129,792.54         |                   |                   |
|              | <b>9442 Total</b> | <b>H - AIDS COALITION TBRA 08</b>              | <b>439,549.83</b>   | <b>160,108.74</b>  | <b>160,108.74</b> | <b>160,108.74</b> |
| 31D-38H5     | 9443              |  | 3,100.42            | 3,100.42           |                   |                   |
| 31D-41H6     | 9443              |  | 8,475.58            | 7,410.45           |                   |                   |
| 31D-44H8     | 9443              |  | 3,660.13            | 1,175.00           |                   |                   |
| 31D-56H7     | 9443              |  | 15,591.93           | 1,175.00           |                   |                   |
|              | <b>9443 Total</b> | <b>H - AIDS COALITION ADMIN 08</b>             | <b>30,828.06</b>    | <b>12,860.87</b>   | <b>12,860.87</b>  | <b>12,860.87</b>  |
| 31C-62H3     | 9449              |  | 203,819.79          | 33,222.21          |                   |                   |
| 31C-72H4     | 9449              |  | 105,860.00          | 105,860.00         |                   |                   |
| 31C-72H5     | 9449              |  | 94,974.00           | 50,386.76          |                   |                   |
|              | <b>9449 Total</b> | <b>H - AIDS FOUNDATION SUPPORT SERVICES 08</b> | <b>404,653.79</b>   | <b>189,468.97</b>  | <b>189,468.97</b> | <b>189,468.97</b> |
| 31D-64H8     | 9450              |  | 153,309.00          | 106,075.40         |                   |                   |
|              | <b>9450 Total</b> | <b>H - AIDS FOUNDATION ADMIN 08</b>            | <b>153,309.00</b>   | <b>106,075.40</b>  | <b>106,075.40</b> | <b>106,075.40</b> |
| 31C-46H7     | 9451              |  | 263,164.00          | 263,164.00         |                   |                   |
| 31C-57H7     | 9451              |  | 586,102.65          | 32,528.27          |                   |                   |
| 31C-62H2     | 9451              |  | 105,470.35          | 105,470.35         |                   |                   |
| 31C-65H2     | 9451              |  | 173,078.07          | 173,078.07         |                   |                   |
| 31C-72H1     | 9451              |  | 255,330.93          | 153,932.56         |                   |                   |
|              | <b>9451 Total</b> | <b>H - AIDS FOUNDATION STRUMA 08</b>           | <b>1,383,146.00</b> | <b>728,173.25</b>  | <b>728,173.25</b> | <b>728,173.25</b> |
| 31C-65H4     | 9452              |  | 9,000.00            | 8,642.45           |                   |                   |
| 31C-72H6     | 9452              |  | 11,000.00           | 793.03             |                   |                   |
|              | <b>9452 Total</b> | <b>H - AIDS FOUNDATION TECH ASSIST 08</b>      | <b>20,000.00</b>    | <b>9,435.48</b>    | <b>9,435.48</b>   | <b>9,435.48</b>   |
| 31C-62H1     | 9453              |  | 741,282.45          | 50,694.40          |                   |                   |
| 31C-72H2     | 9453              |  | 851,573.00          | 742,624.66         |                   |                   |
|              | <b>9453 Total</b> | <b>H - AIDS FOUNDATION TBRA 08</b>             | <b>1,592,855.45</b> | <b>793,319.06</b>  | <b>793,319.06</b> | <b>793,319.06</b> |
| 31C-57H5     | 9455              |  | 224,736.00          | 19,155.44          |                   |                   |
| 31C-61H9     | 9455              |  | 29,760.36           | 29,760.36          |                   |                   |
| 31C-65H3     | 9455              |  | 71,899.00           | 71,899.00          |                   |                   |
| 31C-72H3     | 9455              |  | 200,947.00          | 163,394.74         |                   |                   |
|              | <b>9455 Total</b> | <b>H - AIDS FOUNDATION OPERATIONS 08</b>       | <b>527,342.36</b>   | <b>284,209.54</b>  | <b>284,209.54</b> | <b>284,209.54</b> |
| 31C-58H8     | 9444              |  | 96,499.00           | 32,453.95          |                   |                   |
| 31C-64H4     | 9444              |  | 36,457.57           | 36,457.57          |                   |                   |
| 31C-66H8     | 9444              |  | 3,114.76            | 3,114.76           |                   |                   |
| 31C-75H2     | 9444              |  | 93,928.67           | 18,915.91          |                   |                   |
|              | <b>9444 Total</b> | <b>H - BONITA/SANTA MARIA SUPP SVCS 08</b>     | <b>230,000.00</b>   | <b>90,942.19</b>   | <b>90,942.19</b>  | <b>90,942.19</b>  |
| 31D-64H3     | 9445              |  | 21,431.79           | 11,947.87          |                   |                   |
| 31D-66H7     | 9445              |  | 2,718.21            | 2,718.21           |                   |                   |
|              | <b>9445 Total</b> | <b>H - BONITA/SANTA MARIA ADMIN 08</b>         | <b>24,150.00</b>    | <b>14,666.08</b>   | <b>14,666.08</b>  | <b>14,666.08</b>  |
| 31C-64H5     | 9446              |  | 44,634.76           | 28,412.41          |                   |                   |
| 31C-66H9     | 9446              |  | 51,215.24           | 13,289.07          |                   |                   |
|              | <b>9446 Total</b> | <b>H - BONITA/SANTA MARIA OPERATIONS 08</b>    | <b>95,850.00</b>    | <b>41,701.48</b>   | <b>41,701.48</b>  | <b>41,701.48</b>  |
| 31D-37H6     | 9459              |  | 2,179.84            | 2,179.84           |                   |                   |
| 31D-46H8     | 9459              |  | 8,287.40            | 6,407.92           |                   |                   |
| 31D-64H7     | 9459              |  | 17,092.76           | 17,092.76          |                   |                   |
|              | <b>9459 Total</b> | <b>H - A CARING SAFE PLACE ADMIN 08</b>        | <b>27,560.00</b>    | <b>25,680.52</b>   | <b>25,680.52</b>  | <b>25,680.52</b>  |
| 31C-71H9     | 9460              |  | 224,611.39          | 219,852.10         |                   |                   |
|              | <b>9460 Total</b> | <b>H - A CARING SAFE PLACE SUPPORT 08</b>      | <b>224,611.39</b>   | <b>219,852.10</b>  | <b>219,852.10</b> | <b>219,852.10</b> |
| 31C-64H9     | 9461              |  | 138,083.61          | 131,072.21         |                   |                   |
|              | <b>9461 Total</b> | <b>H - A CARING SAFE PLACE OPERATIONS 08</b>   | <b>138,083.61</b>   | <b>131,072.21</b>  | <b>131,072.21</b> | <b>131,072.21</b> |
| 31D-46H7     | 9464              |  | 4,259.00            | 4,032.38           |                   |                   |
|              | <b>9464 Total</b> | <b>H - CAREER &amp; RECOVERY ADMIN 08</b>      | <b>4,259.00</b>     | <b>4,032.38</b>    | <b>4,032.38</b>   | <b>4,032.38</b>   |
| 31C-63H1     | 9470              |  | 466,720.24          | 203,936.71         |                   |                   |
| 31C-73H8     | 9470              |  | 562,550.00          | 204,924.42         |                   |                   |
| 31C-74H9     | 9470              |  | 83,279.76           | 2,170.46           |                   |                   |

**FY 09 HOPWA GRANT SPENDING**

| CITY Account | IDIS Account #    | IDIS Description                                | Budget              | FY 09 Expenditures | IDIS Budget       | IDIS Draws        |
|--------------|-------------------|---|---------------------|--------------------|-------------------|-------------------|
|              | <b>9470 Total</b> | <b>H - BERING OMEGA -RMUS 08</b>                | <b>1,112,550.00</b> | <b>411,031.59</b>  | <b>411,031.59</b> | <b>411,031.59</b> |
| 31D-62H8     | 9471              |   | 47,305.70           | 12,450.71          |                   |                   |
| 31D-73H7     | 9471              |   | 79,186.00           | 29,418.90          |                   |                   |
|              | <b>9471 Total</b> | <b>H - BERING OMEGA ADMIN 08</b>                | <b>126,491.70</b>   | <b>41,869.61</b>   | <b>41,869.61</b>  | <b>41,869.61</b>  |
| 31C-63H0     | 9472              |   | 306,954.92          | 120,510.64         |                   |                   |
| 31C-66H6     | 9472              |   | 93,045.08           | 746.33             |                   |                   |
| 31C-73H9     | 9472              |   | 400,750.00          | 195,704.09         |                   |                   |
|              | <b>9472 Total</b> | <b>H - BERING OMEGA TBRA 08</b>                 | <b>800,750.00</b>   | <b>316,961.06</b>  | <b>316,961.06</b> | <b>316,961.06</b> |
| 31C-48H0     | 9473              |   | 49,957.14           | 1,066.70           |                   |                   |
| 31C-62H9     | 9473              |   | 70,042.86           | 24,730.14          |                   |                   |
| 31C-81H2     | 9473              |   | 94,014.00           | 27,168.78          |                   |                   |
|              | <b>9473 Total</b> | <b>H- BERING OMEGA SUPPORT 08</b>               | <b>214,014.00</b>   | <b>52,965.62</b>   | <b>52,965.62</b>  | <b>52,965.62</b>  |
| 31C-58H6     | 9474              |   | 33,500.00           | 24,285.00          |                   |                   |
| 31C-59H9     | 9474              |   | 33,500.00           | 4,833.61           |                   |                   |
|              | <b>9474 Total</b> | <b>H - NEW HOPE COUNSELING SUPPORT 08</b>       | <b>67,000.00</b>    | <b>29,118.61</b>   | <b>29,118.61</b>  | <b>29,118.61</b>  |
| 31C-47H0     | 9475              |   | 125,000.00          | 25,315.16          |                   |                   |
| 31C-58H7     | 9475              |   | 125,000.00          | 80,448.72          |                   |                   |
|              | <b>9475 Total</b> | <b>H - NEW HOPE COUNSELING RMUS 08</b>          | <b>250,000.00</b>   | <b>105,763.88</b>  | <b>105,763.88</b> | <b>105,763.88</b> |
| 31D-47H1     | 9476              |   | 11,095.00           | 2,089.76           |                   |                   |
| 31D-58H5     | 9476              |   | 11,095.00           | 7,413.84           |                   |                   |
|              | <b>9476 Total</b> | <b>H - NEW HOPE COUNSELING ADMIN 08</b>         | <b>22,190.00</b>    | <b>9,503.60</b>    | <b>9,503.60</b>   | <b>9,503.60</b>   |
| 31C-63H7     | 9477              |   | 95,000.00           | 40,674.50          |                   |                   |
|              | <b>9477 Total</b> | <b>H - FT. BEND NURSES ASSOC SUPPORT 08</b>     | <b>95,000.00</b>    | <b>40,674.50</b>   | <b>40,674.50</b>  | <b>40,674.50</b>  |
| 31D-58H3     | 9478              |   | 11,500.00           | 5,450.00           |                   |                   |
|              | <b>9478 Total</b> | <b>H - FORT BEND NURSES ASSOC ADMIN 08</b>      | <b>11,500.00</b>    | <b>5,450.00</b>    | <b>5,450.00</b>   | <b>5,450.00</b>   |
| 31C-58H4     | 9479              |   | 120,000.00          | 7,720.20           |                   |                   |
|              | <b>9479 Total</b> | <b>H - FORT BEND NURSES ASSOC RMUS 08</b>       | <b>120,000.00</b>   | <b>7,720.20</b>    | <b>7,720.20</b>   | <b>7,720.20</b>   |
| 31C-38H6     | 9480              |   | 1,192.03            | 471.41             |                   |                   |
| 31C-59H4     | 9480              |   | 42,800.60           | 19,608.99          |                   |                   |
| 31C-65H8     | 9480              |   | 31,007.37           | 5,176.91           |                   |                   |
| 31C-71H4     | 9480              |   | 75,000.00           | 35,102.03          |                   |                   |
|              | <b>9480 Total</b> | <b>H - HEART EDUCATIONAL PROG INSPIRE 08</b>    | <b>150,000.00</b>   | <b>60,359.34</b>   | <b>60,359.34</b>  | <b>60,359.34</b>  |
| 31C-38H9     | 9481              |   | 93,826.83           | 32,534.67          |                   |                   |
| 31C-58H2     | 9481              |   | 64,691.00           | 11,377.14          |                   |                   |
| 31C-63H6     | 9481              |   | 185,309.00          | 102,057.80         |                   |                   |
| 31C-2H68     | 9481              |   | 1,048.48            | 1,048.48           |                   |                   |
|              | <b>9481 Total</b> | <b>H - BRENTWOOD COMMUNITY FOUNDAT RMUS 08</b>  | <b>344,875.31</b>   | <b>147,018.09</b>  | <b>147,018.09</b> | <b>147,018.09</b> |
| 31D-38H7     | 9482              |   | 5,337.85            | 5,337.85           |                   |                   |
| 31D-59H5     | 9482              |   | 12,766.96           | 4,395.06           |                   |                   |
| 31D-63H4     | 9482              |   | 22,345.85           | 16,233.63          |                   |                   |
|              | <b>9482 Total</b> | <b>H - BRENTWOOD COMMUNITY FOUND ADMIN 08</b>   | <b>40,450.66</b>    | <b>25,966.54</b>   | <b>25,966.54</b>  | <b>25,966.54</b>  |
| 31C-38H8     | 9483              |   | 26,230.45           | 11,367.38          |                   |                   |
| 31C-54H8     | 9483              |   | 48,502.33           | 1,034.71           |                   |                   |
|              | <b>9483 Total</b> | <b>H - BRENTWOOD COMMUNITY OPERATE 08</b>       | <b>74,732.78</b>    | <b>12,402.09</b>   | <b>12,402.09</b>  | <b>12,402.09</b>  |
| 31C-2H66     | 9484              |   | 1,913.58            | 1,913.58           |                   |                   |
| 31C-58H1     | 9484              |   | 90,000.00           | 51,230.75          |                   |                   |
| 31C-59H6     | 9484              |   | 4,707.54            | 4,707.54           |                   |                   |
| 31C-63H5     | 9484              |   | 75,000.00           | 39,769.89          |                   |                   |
| 31C-65H9     | 9484              |   | 31,221.93           | 15,255.79          |                   |                   |
|              | <b>9484 Total</b> | <b>H - BRENTWOOD COMMUNITY FOUND SUPPORT 08</b> | <b>202,843.05</b>   | <b>112,877.55</b>  | <b>112,877.55</b> | <b>112,877.55</b> |
| 31D-37H5     | 9487              |   | 3,539.06            | 1,011.21           |                   |                   |
| 31D-53H6     | 9487              |   | 18,004.65           | 2,382.96           |                   |                   |
|              | <b>9487 Total</b> | <b>H - NH SEARCH ADMIN 08</b>                   | <b>21,543.71</b>    | <b>3,394.17</b>    | <b>3,394.17</b>   | <b>3,394.17</b>   |
| 31C-46H6     | 9488              |   | 5,206.13            | 5,206.13           |                   |                   |
| 31C-53H7     | 9488              |   | 507,325.94          | 68,936.74          |                   |                   |
| 31C-71H6     | 9488              |   | 46,023.03           | 14,126.18          |                   |                   |
|              | <b>9488 Total</b> | <b>H - SEARCH SUPPORTIVE SERVICE 08</b>         | <b>558,555.10</b>   | <b>88,269.05</b>   | <b>88,269.05</b>  | <b>88,269.05</b>  |
| 31C-64H8     | 9509              |   | 120,000.00          | 108,152.58         |                   |                   |
|              | <b>9509 Total</b> | <b>H - VOLUNTEERS OF AMERICA RMUS 08</b>        | <b>120,000.00</b>   | <b>108,152.58</b>  | <b>108,152.58</b> | <b>108,152.58</b> |
| 31C-54H4     | 9510              |   | 202,394.00          | 27,986.26          |                   |                   |
| 31C-71H3     | 9510              |   | 0.00                | 10,638.76          |                   |                   |
| 31C-71H5     | 9510              |   | 219,451.89          | 173,241.16         |                   |                   |



**FY 09 HOPWA GRANT SPENDING**

| CITY Account | IDIS Account #    | IDIS Description                               | Budget              | FY 09 Expenditures | IDIS Budget       | IDIS Draws        |
|--------------|-------------------|--|---------------------|--------------------|-------------------|-------------------|
|              | <b>9510 Total</b> | <b>H - VOLUNTEERS OF AMERICA SUPPORT 08</b>    | <b>421,845.89</b>   | <b>211,866.18</b>  | <b>211,866.18</b> | <b>211,866.18</b> |
| 31C-64H7     | 9511              |  | 109,948.46          | 75,114.47          |                   |                   |
|              | <b>9511 Total</b> | <b>H - VOLUNTEERS OF AMERICA OPERATE 08</b>    | <b>109,948.46</b>   | <b>75,114.47</b>   | <b>75,114.47</b>  | <b>75,114.47</b>  |
| 31C-54H2     | 9512              |  | 125,000.00          | 8,426.65           |                   |                   |
| 31D-46H5     | 9512              |  | 28,097.00           | 19,859.95          |                   |                   |
| 31D-64H6     | 9512              |  | 6,903.00            | 6,903.00           |                   |                   |
|              | <b>9512 Total</b> | <b>H - VOLUNTEERS OF AMERICA ADMIN 08</b>      | <b>160,000.00</b>   | <b>35,189.60</b>   | <b>35,189.60</b>  | <b>35,189.60</b>  |
| 31C-56H5     | 9514              |  | 226,866.68          | 57,022.44          |                   |                   |
| 31C-73H4     | 9514              |  | 327,318.00          | 288,206.30         |                   |                   |
|              | <b>9514 Total</b> | <b>H - CATHOLIC CHARITIES RMUS 08</b>          | <b>554,184.68</b>   | <b>345,228.74</b>  | <b>345,228.74</b> | <b>345,228.74</b> |
| 31C-61H1     | 9516              |  | 99,262.82           | 7,600.67           |                   |                   |
|              | <b>9516 Total</b> | <b>H - CATHOLIC CHARITIES SUPPORT 08</b>       | <b>99,262.82</b>    | <b>7,600.67</b>    | <b>7,600.67</b>   | <b>7,600.67</b>   |
| 31D-56H6     | 9517              |  | 23,870.50           | 2,355.34           |                   |                   |
| 31D-73H3     | 9517              |  | 22,682.00           | 21,252.38          |                   |                   |
|              | <b>9517 Total</b> | <b>H - CATHOLIC CHARITIES ADMIN 08</b>         | <b>46,552.50</b>    | <b>23,607.72</b>   | <b>23,607.72</b>  | <b>23,607.72</b>  |
| 31C-56H3     | 9518              |  | 36,607.53           | 2,731.08           |                   |                   |
| 31D-47H3     | 9518              |  | 4,615.47            | 2,084.39           |                   |                   |
| 31D-51H0     | 9518              |  | 2,497.77            | 2,497.77           |                   |                   |
| 31D-55H4     | 9518              |  | 592.67              | 592.67             |                   |                   |
| 31D-64H2     | 9518              |  | 73,150.00           | 56,069.28          |                   |                   |
|              | <b>9518 Total</b> | <b>H - HOUSTON AREA COMM SVCS ADMIN 08</b>     | <b>117,463.44</b>   | <b>63,975.19</b>   | <b>63,975.19</b>  | <b>63,975.19</b>  |
| 31C-37H4     | 9519              |  | 79,860.00           | 33,177.58          |                   |                   |
| 31C-50H0     | 9519              |  | 85,890.92           | 26,113.58          |                   |                   |
| 31C-71H1     | 9519              |  | 272,451.00          | 241,525.74         |                   |                   |
| 31D-56H4     | 9519              |  | 207,060.00          | 13,728.71          |                   |                   |
|              | <b>9519 Total</b> | <b>H - HOUSTON AREA COMM SVCS SUPPORT 08</b>   | <b>645,261.92</b>   | <b>314,545.61</b>  | <b>314,545.61</b> | <b>314,545.61</b> |
| 31C-55H1     | 9520              |  | 390,000.00          | 4,771.81           |                   |                   |
| 31C-64H1     | 9520              |  | 383,876.00          | 284,784.31         |                   |                   |
| 31C-71H2     | 9520              |  | 235,663.00          | 201,803.89         |                   |                   |
| 31C-74H4     | 9520              |  | 37,194.61           | 37,194.61          |                   |                   |
| 31C-74H5     | 9520              |  | 213,765.20          | 11,132.22          |                   |                   |
|              | <b>9520 Total</b> | <b>H - HOUSTON AREA COMM SVCS TBRA 08</b>      | <b>1,260,498.81</b> | <b>539,686.84</b>  | <b>539,686.84</b> | <b>539,686.84</b> |
| 31D-65H6     | 9530              |  | 361.08              | 361.08             |                   |                   |
| 31D-72H8     | 9530              |  | 20,814.92           | 6,888.66           |                   |                   |
|              | <b>9530 Total</b> | <b>H - HOUSTON HELP ADMIN 08</b>               | <b>21,176.00</b>    | <b>7,249.74</b>    | <b>7,249.74</b>   | <b>7,249.74</b>   |
| 31C-65H5     | 9531              |  | 400.00              | 400.00             |                   |                   |
| 31C-72H7     | 9531              |  | 288,424.00          | 116,733.98         |                   |                   |
|              | <b>9531 Total</b> | <b>H - HOUSTON HELP OPERATIONS 08</b>          | <b>288,824.00</b>   | <b>117,133.98</b>  | <b>117,133.98</b> | <b>117,133.98</b> |
| 31C-73H0     | 9532              |  | 111,550.00          | 82,592.46          |                   |                   |
|              | <b>9532 Total</b> | <b>H - STOP TURN ENTER PRISON OPERATION 08</b> | <b>111,550.00</b>   | <b>82,592.46</b>   | <b>82,592.46</b>  | <b>82,592.46</b>  |
| 31D-72H9     | 9533              |  | 8,183.00            | 3,907.74           |                   |                   |
|              | <b>9533 Total</b> | <b>H - STOP TURN ENTER PRISON ADMIN 08</b>     | <b>8,183.00</b>     | <b>3,907.74</b>    | <b>3,907.74</b>   | <b>3,907.74</b>   |
| 31C-62H7     | 9543              |  | 18,464.09           | 7,248.11           |                   |                   |
|              | <b>9543 Total</b> | <b>H - HOUSTON SRO SUPPORT 08</b>              | <b>18,464.09</b>    | <b>7,248.11</b>    | <b>7,248.11</b>   | <b>7,248.11</b>   |
| 31C-62H6     | 9544              |  | 57,952.00           | 12,726.35          |                   |                   |
| 31C-81H1     | 9544              |  | 76,726.00           | 36,663.10          |                   |                   |
|              | <b>9544 Total</b> | <b>H - HOUSTON SRO OPERATIONS 08</b>           | <b>134,678.00</b>   | <b>49,389.45</b>   | <b>49,389.45</b>  | <b>49,389.45</b>  |
| 31C-2H65     | 9554              |  | 25,393.00           | 47,967.97          |                   |                   |
| 31C-38H4     | 9554              |  | 24,107.00           | 1,532.03           |                   |                   |
|              | <b>9554 Total</b> | <b>H - HOUSING CORP SAN JACINTO APTS 08</b>    | <b>49,500.00</b>    | <b>49,500.00</b>   | <b>49,500.00</b>  | <b>49,500.00</b>  |
| 31C-65H1     | 9569              |  | 4,000.00            | 4,000.00           |                   |                   |
|              | <b>9569 Total</b> | <b>H - A CARING SAFE PLACE CR TECH 08</b>      | <b>4,000.00</b>     | <b>4,000.00</b>    | <b>4,000.00</b>   | <b>4,000.00</b>   |
| 31C-71H7     | 9580              |  | 59,974.00           | 52,332.96          |                   |                   |
|              | <b>9580 Total</b> | <b>H - CAREER &amp; RECOVERY SUPPORT 08</b>    | <b>59,974.00</b>    | <b>52,332.96</b>   | <b>52,332.96</b>  | <b>52,332.96</b>  |
| 31C-73H6     | 9672              |  | 99,079.00           | 51,734.91          |                   |                   |
|              | <b>9672 Total</b> | <b>H - MARJO HOUSE OPERATE 08</b>              | <b>99,079.00</b>    | <b>51,734.91</b>   | <b>51,734.91</b>  | <b>51,734.91</b>  |
| 31D-73H5     | 9673              |  | 12,100.00           | 5,433.92           |                   |                   |
|              | <b>9673 Total</b> | <b>H - MARJO HOUSE ADMIN 08</b>                | <b>12,100.00</b>    | <b>5,433.92</b>    | <b>5,433.92</b>   | <b>5,433.92</b>   |
| 31C-81H3     | 9708              |  | 100,000.00          | 25,326.33          |                   |                   |
|              | <b>9708 Total</b> | <b>H - VOLUNTEER LAWYERS ASSN - NH SUPP 08</b> | <b>100,000.00</b>   | <b>25,326.33</b>   | <b>25,326.33</b>  | <b>25,326.33</b>  |
| 31B-80H9     | 9437              |  | 182,000.00          | 172,621.83         |                   |                   |
|              | <b>9437 Total</b> | <b>H - HOPWA GRANTEE ADMIN</b>                 | <b>182,000.00</b>   | <b>172,621.83</b>  | <b>172,621.83</b> | <b>172,621.83</b> |

| FY 09 HOPWA GRANT SPENDING |                |                               |               |                    |              |              |
|----------------------------|----------------|-------------------------------|---------------|--------------------|--------------|--------------|
| CITY Account               | IDIS Account # | IDIS Description              | Budget        | FY 09 Expenditures | IDIS Budget  | IDIS Draws   |
| 31D-81H5                   | 9782           |                               | 20,895.00     | 137.52             |              |              |
|                            | 9782 Total     | H - GOODWILL SPONSOR ADMIN 08 | 20,895.00     | 137.52             | 137.52       | 137.52       |
| 31C-74H1                   | 9783           |                               | 5,331.91      | 714.94             |              |              |
|                            | 9783 Total     | H - GOODWILL SUPPORT 08       | 5,331.91      | 714.94             | 714.94       | 714.94       |
| Grand Total                |                |                               | 14,425,103.34 | 6,701,842.28       | 6,701,842.28 | 6,701,842.28 |

**TABLE 9**

**EMERGENCY SHELTER GRANT  
EXPENDITURES**

FY 09 Grant Expenditures

| Grant                | City ACCT | Program Description                       | HUD # | Budget Amount       | FY 09 Expenditures | Total Expenditures | Total IDIS Budget   | Total IDIS Draws  |
|----------------------|-----------|---|-------|---------------------|--------------------|--------------------|---------------------|-------------------|
| 32000025-2009        | 03T-8G04  | S - BRIDGE OVER TROUBLED WATERS - 08      | 9614  | 15,337.00           | 7,991.64           | 7,991.64           | 15,337.00           | 7,991.64          |
| 32000025-2009        | 03T-8G08  | S - COVENANT HOUSE - OPERATIONS - 08      | 9610  | 110,757.00          | 96,573.10          | 96,573.10          | 110,757.00          | 96,573.10         |
| 32000025-2009        | 03T-8G11  | S - GULF COAST TRADE CTR - OPER - 08      | 9606  | 6,435.00            | 3,119.65           | 3,119.65           | 6,435.00            | 3,119.65          |
| 32000025-2009        | 03T-8G15  | S - HOUSTON AREA WOMEN'S CTR - OPER - 08  | 9598  | 87,514.00           | 77,839.88          | 77,839.88          | 87,514.00           | 77,839.88         |
| 32000025-2009        | 03T-8G19  | S - MONTROSE COUNSELING CTR - OPER - 08   | 9595  | 6,781.00            | 0.00               | 0.00               | 6,781.00            | 0.00              |
| 32000025-2009        | 03T-8G21  | S - PREVENT BLINDNESS TX - OPERATIONS 08  | 9593  | 2,238.00            | 1,280.14           | 1,280.14           | 2,238.00            | 1,280.14          |
| 32000025-2009        | 03T-8G24  | S - SEARCH - OPERATIONS - 08              | 9591  | 44,240.00           | 38,229.79          | 38,229.79          | 44,240.00           | 38,229.79         |
| 32000025-2009        | 03T-8G26  | S - HEALTHCARE FOR HOMELESS - OPER - 08   | 9600  | 23,750.00           | 12,824.45          | 12,824.45          | 23,750.00           | 12,824.45         |
| 32000025-2009        | 03T-8G27  | S - STAR OF HOPE - OPERATIONS - 08        | 9589  | 100,000.00          | 77,945.00          | 77,945.00          | 100,000.00          | 77,945.00         |
| 32000025-2009        | 03T-8G29  | S - THE WOMEN'S HOME - OPERATIONS - 08    | 9587  | 28,902.00           | 23,191.32          | 23,191.32          | 28,902.00           | 23,191.32         |
| 32000025-2009        | 03T-8G31  | S - WELLSPRINGS - OPERATIONS - 08         | 9585  | 9,050.00            | 6,732.57           | 6,732.57           | 9,050.00            | 6,732.57          |
| 32000025-2009        | 03T-8G33  | S - YMCA OPERATIONS - 08                  | 9581  | 8,713.00            | 6,509.47           | 6,509.47           | 8,713.00            | 6,509.47          |
| 32000025-2009        | 03T-8G34  | S - WESLEY - OPERATION - 08               | 9583  | 20,592.00           | 8,348.16           | 8,348.16           | 20,592.00           | 8,348.16          |
| 32000025-2009        | 05-8G01   | S - AIDS FOUNDATION HOUS - ESSEN - 08     | 9617  | 37,661.00           | 12,280.47          | 12,280.47          | 37,661.00           | 12,280.47         |
| 32000025-2009        | 05-8G03   | S - BRIDGE OVER TROUBLED WATERS - 08      | 9615  | 24,007.00           | 15,655.47          | 15,655.47          | 24,007.00           | 15,655.47         |
| 32000025-2009        | 05-8G05   | S - CATHOLIC CHARITIES - ESSENTIAL - 08   | 9613  | 36,978.00           | 36,978.00          | 36,978.00          | 36,978.00           | 36,978.00         |
| 32000025-2009        | 05-8G07   | S - COVENANT HOUSE - ESSENTIAL - 08       | 9611  | 34,930.00           | 34,930.00          | 34,930.00          | 34,930.00           | 34,930.00         |
| 32000025-2009        | 05-8G09   | S - FORT BEND WOMEN'S CTR - ESSEN - 08    | 9609  | 11,194.00           | 5,596.08           | 5,596.08           | 11,194.00           | 5,596.08          |
| 32000025-2009        | 05-8G12   | S - GULF COAST TRADE CTR - ESSEN - 08     | 9605  | 15,068.00           | 11,309.31          | 11,309.31          | 15,068.00           | 11,309.31         |
| 32000025-2009        | 05-8G17   | S - HOUSTON AREA WOMEN'S CTR - ESSEN - 08 | 9599  | 54,309.00           | 51,586.81          | 51,586.81          | 54,309.00           | 51,586.81         |
| 32000025-2009        | 05-8G22   | S - PREVENT BLINDNESS TX - ESSN - 08      | 9592  | 30,547.00           | 30,547.00          | 30,547.00          | 30,547.00           | 30,547.00         |
| 32000025-2009        | 05-8G23   | S - SEARCH - ESSEN SVCS - 08              | 9590  | 19,835.00           | 12,155.88          | 12,155.88          | 19,835.00           | 12,155.88         |
| 32000025-2009        | 05-8G25   | S - HEALTHCARE FOR HOMELESS - ESSEN - 08  | 9601  | 31,250.00           | 21,799.22          | 21,799.22          | 31,250.00           | 21,799.22         |
| 32000025-2009        | 05-8G28   | S - THE WOMEN'S HOME - ESSEN SVC - 08     | 9588  | 12,000.00           | 9,120.12           | 9,120.12           | 12,000.00           | 9,120.12          |
| 32000025-2009        | 05-8G30   | S - WELLSPRINGS - ESSENTIAL SVCS - 08     | 9586  | 37,375.00           | 15,703.13          | 15,703.13          | 37,375.00           | 15,703.13         |
| 32000025-2009        | 05-8G32   | S - YMCA ESSENTIAL SVCS - 08              | 9582  | 42,825.00           | 29,098.07          | 29,098.07          | 42,825.00           | 29,098.07         |
| 32000025-2009        | 05-8G35   | S - WESLEY - ESSENTIAL SVCS - 08          | 9584  | 10,000.00           | 6,212.42           | 6,212.42           | 10,000.00           | 6,212.42          |
| 32000025-2009        | 03T-8G36  | S - WESLEY - PREVENTION 08                | N/A   | 0.00                | 0.00               | 0.00               | 0.00                | 0.00              |
| 32000025-2009        | 05Q-8G02  | S - ASIAN AMERICAN FAMILY SVCS - 08       | 9616  | 27,933.00           | 15,503.77          | 15,503.77          | 27,933.00           | 15,503.77         |
| 32000025-2009        | 05Q-8G06  | S - CATHOLIC CHARITIES - PREVENTION - 08  | 9612  | 64,946.00           | 64,946.00          | 64,946.00          | 64,946.00           | 64,946.00         |
| 32000025-2009        | 05Q-8G10  | S - GULF COAST COMM SVCS ASSN PREV - 08   | 9663  | 60,000.00           | 43,612.93          | 43,612.93          | 60,000.00           | 43,612.93         |
| 32000025-2009        | 05Q-8G13  | S - GULF COAST TRADE CENTER - PREV - 08   | 9607  | 45,100.00           | 35,319.38          | 35,319.38          | 45,100.00           | 35,319.38         |
| 32000025-2009        | 05Q-8G14  | S - HARRIS COUNTY COMM & ECO DEV - 08     | 9603  | 80,000.00           | 18,751.66          | 18,751.66          | 80,000.00           | 18,751.66         |
| 32000025-2009        | 05Q-8G16  | S - HOUSTON AREA WOMEN'S CTR - PREV - 08  | 9597  | 30,000.00           | 25,782.23          | 25,782.23          | 30,000.00           | 25,782.23         |
| 32000025-2009        | 05Q-8G18  | S - MEMORIAL ASST MINISTRIES - PREV - 08  | 9596  | 50,000.00           | 35,605.53          | 35,605.53          | 50,000.00           | 35,605.53         |
| 32000025-2009        | 05Q-8G20  | S - MONTROSE COUNSELING CTR - PREV - 08   | 9594  | 40,000.00           | 0.00               | 0.00               | 40,000.00           | 0.00              |
| 32000025-2009        | 21A-AD08  | S-CHILD CARE COUNCIL - ESG ADMIN - 08     | 9622  | 66,330.00           | 54,817.45          | 54,817.45          | 66,330.00           | 54,817.45         |
| <b>32000025-2009</b> |           | <b>Total</b>                              |       | <b>1,326,597.00</b> | <b>947,896.10</b>  | <b>947,896.10</b>  | <b>1,326,597.00</b> | <b>947,896.10</b> |
| 32000025-2008        | 03T-7G03  | S-BRIDGE OVER TROUBLED WARTER- OPERATION  | 8995  | 2,883.00            | 1,237.82           | 2,883.00           | 2,883.00            | 2,883.00          |
| 32000025-2008        | 03T-7G28  | S - ST. VINCENT DE PAUL - OPERATIONS- 07  | 9023  | 9,360.00            | 2,708.76           | 9,360.00           | 9,360.00            | 9,360.00          |
| 32000025-2008        | 03T-7G29  | S - STAR OF HOPE - OPERATIONS - 07        | 9024  | 90,000.00           | 22,500.00          | 90,000.00          | 90,000.00           | 90,000.00         |
| 32000025-2008        | 03T-7G31  | S - THE WOMENS HOME - OPERATIONS - 07     | 9026  | 25,056.00           | 0.00               | 25,056.00          | 25,056.00           | 25,056.00         |
| 32000025-2008        | 03T-7G38  | S - YMCA - OPERATIONS - 07                | 9033  | 7,733.00            | 685.24             | 7,733.00           | 7,733.00            | 7,733.00          |
| 32000025-2008        | 03T-7G13  | S - HARMONY HOUSE - OPERATIONS - 07       | 9008  | 31,770.00           | 8,320.00           | 31,770.00          | 31,770.00           | 31,770.00         |
| 32000025-2008        | 03T-7G34  | S - WELLSPRINGS - OPERATIONS - 07         | 9029  | 5,368.00            | 0.00               | 5,368.00           | 5,368.00            | 5,368.00          |
| 32000025-2008        | 03T-7G07  | S - COVENANT HOUSE - OPERATIONS - 07      | 9002  | 107,435.00          | 27,087.44          | 107,435.00         | 107,435.00          | 107,435.00        |
| 32000025-2008        | 03T-7G15  | S - HOUSTON AREA WOMEN'S CENTER - OPE-07  | 9012  | 159,750.00          | 32,800.09          | 159,750.00         | 159,750.00          | 159,750.00        |
| 32000025-2008        | 03T-7G23  | S - SEARCH - OPERATIONS - 07              | 9018  | 24,918.00           | 1,321.48           | 24,918.00          | 24,918.00           | 24,918.00         |
| 32000025-2008        | 05-7G27   | S - ST. VINCENT DE PAUL - ESSENTIAL - 07  | 9022  | 13,800.00           | 0.00               | 13,800.00          | 13,800.00           | 13,800.00         |
| 32000025-2008        | 05-7G01   | S - AAMA - ESSENTIAL - 07                 | 8993  | 14,008.00           | 0.00               | 14,008.00          | 14,008.00           | 14,008.00         |
| 32000025-2008        | 05-7G02   | S-BRIDGE OVER TROUBLED WATER-ESSENTIAL07  | 8994  | 19,235.00           | 7,244.24           | 19,235.00          | 19,235.00           | 19,235.00         |
| 32000025-2008        | 05-7G30   | S - THE WOMENS HOME - ESSENTIAL - 07      | 9025  | 28,228.00           | 9,424.97           | 28,228.00          | 28,228.00           | 28,228.00         |
| 32000025-2008        | 05-7G37   | S - YMCA - ESSENTIAL - 07                 | 9032  | 37,600.00           | 9,385.12           | 37,600.00          | 37,600.00           | 37,600.00         |
| 32000025-2008        | 05-7G04   | S - CATHOLIC CHARITIES - ESSENTIAL - 07   | 8998  | 50,748.00           | 39,187.71          | 50,748.00          | 50,748.00           | 50,748.00         |
| 32000025-2008        | 05-7G06   | S - COVENANT HOUSE - ESSENTIAL - 07       | 9000  | 25,965.00           | 0.00               | 25,965.00          | 25,965.00           | 25,965.00         |
| 32000025-2008        | 05-7G10   | S-GULF COAST TRADES CENTERS-ESSENTIAL-07  | 9005  | 23,380.00           | 3,933.80           | 23,380.00          | 23,380.00           | 23,380.00         |
| 32000025-2008        | 05-7G12   | S - HARMONY HOUSE - ESSENTIAL - 07        | 9007  | 11,169.80           | 520.00             | 11,169.80          | 11,169.80           | 11,169.80         |
| 32000025-2008        | 05-7G14   | S - HEALTHCARE FOR THE HOMELESS-ESST- 07  | 9009  | 25,788.00           | 15,210.70          | 25,788.00          | 25,788.00           | 25,788.00         |
| 32000025-2008        | 05-7G21   | S - PREVENT BLINDNESS TEXAS - ESSEN - 07  | 9016  | 22,440.00           | 0.00               | 22,440.00          | 22,440.00           | 22,440.00         |
| 32000025-2008        | 05-7G22   | S - SEARCH - ESSENTIAL - 07               | 9017  | 18,298.00           | 4,131.66           | 18,298.00          | 18,298.00           | 18,298.00         |
| 32000025-2008        | 05-7G32   | S - VOLUNTEERS OF AMERICA -ESSENTIAL -07  | 9027  | 13,636.00           | 11,160.95          | 13,636.00          | 13,636.00           | 13,636.00         |
| 32000025-2008        | 05-7G33   | S - WELLSPRINGS - ESSENTIAL - 07          | 9028  | 9,535.00            | 0.00               | 9,535.00           | 9,535.00            | 9,535.00          |
| 32000025-2008        | 05-7G35   | S - WESLEY - ESSENTIAL - 07               | 9030  | 12,150.00           | 4,597.47           | 12,150.00          | 12,150.00           | 12,150.00         |
| 32000025-2008        | 05-7G08   | S - FORT BEND WOMEN'S CENTER-ESSETIAL 07  | 9003  | 11,245.00           | 0.00               | 11,245.00          | 11,245.00           | 11,245.00         |
| 32000025-2008        | 05-7G17   | S - HOUSTON AREA WOMEN'S CENTER -ESS -07  | 9010  | 52,922.00           | 0.00               | 52,922.00          | 52,922.00           | 52,922.00         |
| 32000025-2008        | 05-7G25   | S - SOUTHWEST AREA MINISTRIES - ESSE -07  | 9020  | 7,600.00            | 0.00               | 7,600.00           | 7,600.00            | 7,600.00          |
| 32000025-2008        | 05-7G39   | S - INTERFAITH CARING ESSENTIAL -07       | 9541  | 200.00              | 200.00             | 200.00             | 200.00              | 200.00            |
| 32000025-2008        | 05Q-7G36  | S - WESLEY - PREVENTION - 07              | 9031  | 46,160.00           | 13,817.93          | 46,160.00          | 46,160.00           | 46,160.00         |
| 32000025-2008        | 05Q-7G05  | S - CATHOLIC CHARITIES - PREVENTION - 07  | 8999  | 114,444.00          | 32,653.82          | 114,444.00         | 114,444.00          | 114,444.00        |
| 32000025-2008        | 05Q-7G11  | S-GULF COAST TRADES CENTER-PREVENTION-07  | 9006  | 31,182.00           | 4,104.02           | 31,182.00          | 31,182.00           | 31,182.00         |
| 32000025-2008        | 05Q-7G09  | S - GULF COAST COMMUNITY - PREVENTION 07  | 9004  | 49,000.00           | 5,109.13           | 49,000.00          | 49,000.00           | 49,000.00         |
| 32000025-2008        | 05Q-7G16  | S - HOUSTON AREA WOMEN'S CENTER -PERV-07  | 9011  | 12,000.00           | 0.00               | 12,000.00          | 12,000.00           | 12,000.00         |
| 32000025-2008        | 05Q-7G18  | S - INTERFAITH CARING - PREVENTION - 07   | 9013  | 22,738.00           | 1,493.43           | 22,738.00          | 22,738.00           | 22,738.00         |

| FY 09 Grant Expenditures |           |   |       |                     |                    |                     |                     |                     |
|--------------------------|-----------|---|-------|---------------------|--------------------|---------------------|---------------------|---------------------|
| Grant                    | City ACCT | Program Description                       | HUD # | Budget Amount       | FY 09 Expenditures | Total Expenditures  | Total IDIS Budget   | Total IDIS Draws    |
| 32000025-2008            | 05Q-7G19  | S - JULIA C. HESTER HOUSE - PREVEN - 07   | 9014  | 15,213.00           | 13,058.22          | 15,213.00           | 15,213.00           | 15,213.00           |
| 32000025-2008            | 05Q-7G20  | S - MEMORIAL ASSIST. MINISTRIES - PREV-07 | 9015  | 50,000.00           | 13,916.22          | 50,000.00           | 50,000.00           | 50,000.00           |
| 32000025-2008            | 05Q-7G24  | S - SOCIAL AND CULTURAL - PREVENTION- 07  | 9019  | 41,000.00           | 11,394.18          | 41,000.00           | 41,000.00           | 41,000.00           |
| 32000025-2008            | 05Q-7G26  | S - SOUTHWEST AREA MINISTRIES - PRE - 07  | 9021  | 16,211.00           | 0.00               | 16,211.00           | 16,211.00           | 16,211.00           |
| 32000025-2008            | 21A-A07A  | S - CHILD CARE COUNCIL ESG ADMIN 07       | 9578  | 66,325.00           | 8,335.49           | 66,325.00           | 66,325.00           | 66,325.00           |
| <b>32000025-2008</b>     |           | <b>Total</b>                              |       | <b>1,326,493.80</b> | <b>305,539.89</b>  | <b>1,326,493.80</b> | <b>1,326,493.80</b> | <b>1,326,493.80</b> |
| 32000025-2007            | 03T-101ES | S - AAMA - OPERATIONS - 06                | 8458  | 6,977.78            | 0.00               | 6,977.78            |                     |                     |
| 32000025-2007            | 03T-117ES | S - AAMA - OPERATIONS - 06                | 8458  | 1,001.75            | 1,001.75           | 1,001.75            |                     |                     |
|                          |           | <b>8458 Total</b>                         |       | <b>7,979.53</b>     | <b>1,001.75</b>    | <b>7,979.53</b>     | <b>7,979.53</b>     | <b>7,979.53</b>     |
| 32000025-2007            | 03T-103ES | S - BRIDGE OVER TROUBLE WATER - OPER-06   | 8460  | 13,059.99           | 0.00               | 13,059.99           |                     |                     |
| 32000025-2007            | 03T-118ES | S - BRIDGE OVER TROUBLE WATER - OPER-06   | 8460  | 0.00                | 0.00               | 0.00                |                     |                     |
|                          |           | <b>8460 Total</b>                         |       | <b>13,059.99</b>    | <b>0.00</b>        | <b>13,059.99</b>    | <b>13,059.99</b>    | <b>13,059.99</b>    |
| 32000025-2007            | 03T-ES01  | S - COVENANT HOUSE - OPERATION - 06       | 8464  | 128,960.50          | 18,203.50          | 128,960.50          |                     |                     |
|                          |           | <b>8464 Total</b>                         |       | <b>128,960.50</b>   | <b>18,203.50</b>   | <b>128,960.50</b>   | <b>128,960.50</b>   | <b>128,960.50</b>   |
| 32000025-2007            | 03T-ES05  | S - HARMONY HOUSE - OPERATION - 06        | 8471  | 31,770.00           | 0.00               | 31,770.00           |                     |                     |
|                          |           | <b>8471 Total</b>                         |       | <b>31,770.00</b>    | <b>0.00</b>        | <b>31,770.00</b>    | <b>31,770.00</b>    | <b>31,770.00</b>    |
| 32000025-2007            | 03T-ES02  | S - HOUSTON AREA WOMEN - OPERATION - 06   | 8474  | 45,111.00           | 0.00               | 45,111.00           |                     |                     |
|                          |           | <b>8474 Total</b>                         |       | <b>45,111.00</b>    | <b>0.00</b>        | <b>45,111.00</b>    | <b>45,111.00</b>    | <b>45,111.00</b>    |
| 32000025-2007            | 03T-119ES | S - SEARCH - OPERATION - 06               | 8482  | 7,723.38            | 7,723.38           | 7,723.38            |                     |                     |
| 32000025-2007            | 03T-ES03  | S - SEARCH - OPERATION - 06               | 8482  | 36,626.08           | 0.00               | 36,626.08           |                     |                     |
|                          |           | <b>8482 Total</b>                         |       | <b>44,349.46</b>    | <b>7,723.38</b>    | <b>44,349.46</b>    | <b>44,349.46</b>    | <b>44,349.46</b>    |
| 32000025-2007            | 03T-109ES | S - SOUTHWEST AREA MIN. - OPERATE - 06    | 8485  | 3,600.00            | 0.00               | 3,600.00            |                     |                     |
|                          |           | <b>8485 Total</b>                         |       | <b>3,600.00</b>     | <b>0.00</b>        | <b>3,600.00</b>     | <b>3,600.00</b>     | <b>3,600.00</b>     |
| 32000025-2007            | 03T-120ES | S - ST. VINCENT - OPERATIONS - 06         | 8487  | -                   | 0.00               | -                   |                     |                     |
| 32000025-2007            | 03T-ES06  | S - ST. VINCENT - OPERATIONS - 06         | 8487  | 27,864.99           | 0.00               | 27,864.99           |                     |                     |
|                          |           | <b>8487 Total</b>                         |       | <b>27,864.99</b>    | <b>0.00</b>        | <b>27,864.99</b>    | <b>27,864.99</b>    | <b>27,864.99</b>    |
| 32000025-2007            | 03T-ES04  | S - STAR OF HOPE - OPERATIONS - 06        | 8488  | 90,000.00           | 0.00               | 90,000.00           |                     |                     |
|                          |           | <b>8488 Total</b>                         |       | <b>90,000.00</b>    | <b>0.00</b>        | <b>90,000.00</b>    | <b>90,000.00</b>    | <b>90,000.00</b>    |
| 32000025-2007            | 03T-ES07  | S - WOMEN'S HOME - OPERATIONS - 06        | 8490  | 45,853.00           | 0.00               | 45,853.00           |                     |                     |
|                          |           | <b>8490 Total</b>                         |       | <b>45,853.00</b>    | <b>0.00</b>        | <b>45,853.00</b>    | <b>45,853.00</b>    | <b>45,853.00</b>    |
| 32000025-2007            | 03T-121ES | S - WELLSPRINGS - OPERATION - 06          | 8493  | 5,648.44            | 5,648.44           | 5,648.44            |                     |                     |
| 32000025-2007            | 03T-111ES | S - WELLSPRINGS - OPERATION - 06          | 8493  | 9,601.56            | 0.00               | 9,601.56            |                     |                     |
|                          |           | <b>8493 Total</b>                         |       | <b>15,250.00</b>    | <b>5,648.44</b>    | <b>15,250.00</b>    | <b>15,250.00</b>    | <b>15,250.00</b>    |
| 32000025-2007            | 03T-ES08  | S - YMCA - OPERATIONS - 07                | 8497  | 7,100.00            | 0.00               | 7,100.00            |                     |                     |
|                          |           | <b>8497 Total</b>                         |       | <b>7,100.00</b>     | <b>0.00</b>        | <b>7,100.00</b>     | <b>7,100.00</b>     | <b>7,100.00</b>     |
| 32000025-2007            | 05-102ES  | S - BRIDGE OVER TROUBLE WATER - ESSN-06   | 8459  | 18,571.57           | 0.00               | 18,571.57           |                     |                     |
| 32000025-2007            | 05-123ES  | S - BRIDGE OVER TROUBLE WATER - ESSN-06   | 8459  | 758.43              | 758.43             | 758.43              |                     |                     |
|                          |           | <b>8459 Total</b>                         |       | <b>19,330.00</b>    | <b>758.43</b>      | <b>19,330.00</b>    | <b>19,330.00</b>    | <b>19,330.00</b>    |
| 32000025-2007            | 05-99ES   | S - AAMA - ESSENTIAL - 06                 | 8457  | 20,665.89           | 0.00               | 20,665.89           |                     |                     |
| 32000025-2007            | 05-122ES  | S - AAMA - ESSENTIAL - 06                 | 8457  | 3,807.11            | 3,807.11           | 3,807.11            |                     |                     |
|                          |           | <b>8457 Total</b>                         |       | <b>24,473.00</b>    | <b>3,807.11</b>    | <b>24,473.00</b>    | <b>24,473.00</b>    | <b>24,473.00</b>    |
| 32000025-2007            | 05-75ES   | S - CATHOLIC CHARITIES - ESSENTIAL - 06   | 8461  | 33,234.00           | 0.00               | 33,234.00           |                     |                     |
|                          |           | <b>8461 Total</b>                         |       | <b>33,234.00</b>    | <b>0.00</b>        | <b>33,234.00</b>    | <b>33,234.00</b>    | <b>33,234.00</b>    |
| 32000025-2007            | 05-83ES   | S - COVENANT HOUSE - ESSENTIAL - 06       | 8463  | 33,765.00           | 0.00               | 33,765.00           |                     |                     |
|                          |           | <b>8463 Total</b>                         |       | <b>33,765.00</b>    | <b>0.00</b>        | <b>33,765.00</b>    | <b>33,765.00</b>    | <b>33,765.00</b>    |
| 32000025-2007            | 05-76ES   | S - DE PELCHIN - ESSENTIAL - 06           | 8465  | 14,974.00           | 0.00               | 14,974.00           |                     |                     |
|                          |           | <b>8465 Total</b>                         |       | <b>14,974.00</b>    | <b>0.00</b>        | <b>14,974.00</b>    | <b>14,974.00</b>    | <b>14,974.00</b>    |
| 32000025-2007            | 05-84ES   | S - FT. BEND WOMENS - ESSENTIAL - 06      | 8466  | 10,612.00           | 0.00               | 10,612.00           |                     |                     |
|                          |           | <b>8466 Total</b>                         |       | <b>10,612.00</b>    | <b>0.00</b>        | <b>10,612.00</b>    | <b>10,612.00</b>    | <b>10,612.00</b>    |
| 32000025-2007            | 05-77ES   | S - GULF COAST TRADES - ESSENTIAL - 06    | 8468  | 14,640.00           | 0.00               | 14,640.00           |                     |                     |
|                          |           | <b>8468 Total</b>                         |       | <b>14,640.00</b>    | <b>0.00</b>        | <b>14,640.00</b>    | <b>14,640.00</b>    | <b>14,640.00</b>    |
| 32000025-2007            | 05-86ES   | S - HARMONY HOUSE - ESSENTIAL - 06        | 8470  | 11,170.00           | 0.00               | 11,170.00           |                     |                     |
|                          |           | <b>8470 Total</b>                         |       | <b>11,170.00</b>    | <b>0.00</b>        | <b>11,170.00</b>    | <b>11,170.00</b>    | <b>11,170.00</b>    |
| 32000025-2007            | 05-124ES  | S - HOUSTON AREA WOMEN - ESSENTIAL - 06   | 8472  | 66.36               | 66.36              | 66.36               |                     |                     |
| 32000025-2007            | 05-78ES   | S - HOUSTON AREA WOMEN - ESSENTIAL - 06   | 8472  | 37,986.64           | 0.00               | 37,986.64           |                     |                     |
|                          |           | <b>8472 Total</b>                         |       | <b>38,053.00</b>    | <b>66.36</b>       | <b>38,053.00</b>    | <b>38,053.00</b>    | <b>38,053.00</b>    |
| 32000025-2007            | 05-79ES   | S - PREVENT BLINDNESS - ESSENTIAL - 06    | 8479  | 23,441.00           | 0.00               | 23,441.00           |                     |                     |
|                          |           | <b>8479 Total</b>                         |       | <b>23,441.00</b>    | <b>0.00</b>        | <b>23,441.00</b>    | <b>23,441.00</b>    | <b>23,441.00</b>    |
| 32000025-2007            | 05-85ES   | S - HEALTHCARE HOMELESS - ESSENTIAL - 06  | 8475  | 26,020.00           | 0.00               | 26,020.00           |                     |                     |
|                          |           | <b>8475 Total</b>                         |       | <b>26,020.00</b>    | <b>0.00</b>        | <b>26,020.00</b>    | <b>26,020.00</b>    | <b>26,020.00</b>    |
| 32000025-2007            | 05-125ES  | S - SEARCH - ESSENTIAL - 06               | 8481  | 1,462.55            | 1,462.55           | 1,462.55            |                     |                     |
| 32000025-2007            | 05-80ES   | S - SEARCH - ESSENTIAL - 06               | 8481  | 17,834.45           | 0.00               | 17,834.45           |                     |                     |
|                          |           | <b>8481 Total</b>                         |       | <b>19,297.00</b>    | <b>1,462.55</b>    | <b>19,297.00</b>    | <b>19,297.00</b>    | <b>19,297.00</b>    |
| 32000025-2007            | 05-81ES   | S - SOUTHWEST AREA MIN. - ESSENTIAL - 06  | 8483  | 10,660.00           | 0.00               | 10,660.00           |                     |                     |
|                          |           | <b>8483 Total</b>                         |       | <b>10,660.00</b>    | <b>0.00</b>        | <b>10,660.00</b>    | <b>10,660.00</b>    | <b>10,660.00</b>    |
| 32000025-2007            | 05-126ES  | S - ST. VINCENT - ESSENTIAL - 06          | 8486  | 782.00              | 782.00             | 782.00              |                     |                     |
| 32000025-2007            | 05-88ES   | S - ST. VINCENT - ESSENTIAL - 06          | 8486  | 16,128.00           | 0.00               | 16,128.00           |                     |                     |
|                          |           | <b>8486 Total</b>                         |       | <b>16,910.00</b>    | <b>782.00</b>      | <b>16,910.00</b>    | <b>16,910.00</b>    | <b>16,910.00</b>    |
| 32000025-2007            | 05-87ES   | S - WOMEN'S HOME - ESSENTIAL - 06         | 8489  | 15,268.00           | 0.00               | 15,268.00           |                     |                     |

| FY 09 Grant Expenditures |           |   |                   |                     |                    |                     |                     |                     |
|--------------------------|-----------|---|-------------------|---------------------|--------------------|---------------------|---------------------|---------------------|
| Grant                    | City ACCT | Program Description                     | HUD #             | Budget Amount       | FY 09 Expenditures | Total Expenditures  | Total IDIS Budget   | Total IDIS Draws    |
|                          |           |   | <b>8489 Total</b> | <b>15,268.00</b>    | <b>0.00</b>        | <b>15,268.00</b>    | <b>15,268.00</b>    | <b>15,268.00</b>    |
| 32000025-2007            | 05-89ES   | S - VOLUNTEERS OF AM. - ESSENTIAL - 06  | 8491              | 13,022.00           | 0.00               | 13,022.00           |                     |                     |
|                          |           |   | <b>8491 Total</b> | <b>13,022.00</b>    | <b>0.00</b>        | <b>13,022.00</b>    | <b>13,022.00</b>    | <b>13,022.00</b>    |
| 32000025-2007            | 05-127ES  | S - WELLSPRINGS - ESSENTIAL - 06        | 8492              | 7,086.65            | 7,086.65           | 7,086.65            |                     |                     |
| 32000025-2007            | 05-110ES  | S - WELLSPRINGS - ESSENTIAL - 06        | 8492              | 16,988.35           | 0.00               | 16,988.35           |                     |                     |
|                          |           |   | <b>8492 Total</b> | <b>24,075.00</b>    | <b>7,086.65</b>    | <b>24,075.00</b>    | <b>24,075.00</b>    | <b>24,075.00</b>    |
| 32000025-2007            | 05-128ES  | S - WESLEY - ESSENTIAL - 06             | 8494              | 940.00              | 940.00             | 940.00              |                     |                     |
| 32000025-2007            | 05-82ES   | S - WESLEY - ESSENTIAL - 06             | 8494              | 11,206.00           | 0.00               | 11,206.00           |                     |                     |
|                          |           |   | <b>8494 Total</b> | <b>12,146.00</b>    | <b>940.00</b>      | <b>12,146.00</b>    | <b>12,146.00</b>    | <b>12,146.00</b>    |
| 32000025-2007            | 05-90ES   | S - YMCA - ESSENTIAL - 07               | 8496              | 34,050.00           | 0.00               | 34,050.00           |                     |                     |
|                          |           |   | <b>8496 Total</b> | <b>34,050.00</b>    | <b>0.00</b>        | <b>34,050.00</b>    | <b>34,050.00</b>    | <b>34,050.00</b>    |
| 32000025-2007            | 05Q-96ES  | S - HOUSTON AREA WOMEN - PREVENT - 06   | 8473              | 12,000.00           | 0.00               | 12,000.00           |                     |                     |
|                          |           |   | <b>8473 Total</b> | <b>12,000.00</b>    | <b>0.00</b>        | <b>12,000.00</b>    | <b>12,000.00</b>    | <b>12,000.00</b>    |
| 32000025-2007            | 05Q-113ES | S - HESTER HOUSE - PREVENTION           | 8476              | 7,568.96            | 7,568.96           | 7,568.96            |                     |                     |
| 32000025-2007            | 05Q-106ES | S - HESTER HOUSE - PREVENTION           | 8476              | 36,367.11           | 0.00               | 36,367.11           |                     |                     |
|                          |           |   | <b>8476 Total</b> | <b>43,936.07</b>    | <b>7,568.96</b>    | <b>43,936.07</b>    | <b>43,936.07</b>    | <b>43,936.07</b>    |
| 32000025-2007            | 05Q-105ES | S - INTERFAITH CARING - PREVENT - 06    | 8477              | 26,751.00           | 0.00               | 26,751.00           |                     |                     |
|                          |           |   | <b>8477 Total</b> | <b>26,751.00</b>    | <b>0.00</b>        | <b>26,751.00</b>    | <b>26,751.00</b>    | <b>26,751.00</b>    |
| 32000025-2007            | 05Q-107ES | S - MEMORIAL ASSIST. - PREVENT - 06     | 8478              | 47,000.00           | 0.00               | 47,000.00           |                     |                     |
|                          |           |   | <b>8478 Total</b> | <b>47,000.00</b>    | <b>0.00</b>        | <b>47,000.00</b>    | <b>47,000.00</b>    | <b>47,000.00</b>    |
| 32000025-2007            | 05Q-95ES  | S - GULF COAST COMMUNITY - PREVENT - 06 | 8467              | 49,000.00           | 0.00               | 49,000.00           |                     |                     |
|                          |           |   | <b>8467 Total</b> | <b>49,000.00</b>    | <b>0.00</b>        | <b>49,000.00</b>    | <b>49,000.00</b>    | <b>49,000.00</b>    |
| 32000025-2007            | 05Q-112ES | S - GULF COAST TRADES - PREVENT - 06    | 8469              | 40.00               | 40.00              | 40.00               |                     |                     |
| 32000025-2007            | 05Q-92ES  | S - GULF COAST TRADES - PREVENT - 06    | 8469              | 39,899.00           | 0.00               | 39,899.00           |                     |                     |
|                          |           |   | <b>8469 Total</b> | <b>39,939.00</b>    | <b>40.00</b>       | <b>39,939.00</b>    | <b>39,939.00</b>    | <b>39,939.00</b>    |
| 32000025-2007            | 05Q-91ES  | S - CATHOLIC CHARITIES - PREVENT - 06   | 8462              | 35,403.00           | 0.00               | 35,403.00           |                     |                     |
|                          |           |   | <b>8462 Total</b> | <b>35,403.00</b>    | <b>0.00</b>        | <b>35,403.00</b>    | <b>35,403.00</b>    | <b>35,403.00</b>    |
| 32000025-2007            | 05Q-115ES | S - SOCIAL RDI - PREVENTION - 06        | 8480              | 2,225.74            | 2,225.74           | 2,225.74            |                     |                     |
| 32000025-2007            | 05Q-108ES | S - SOCIAL RDI - PREVENTION - 06        | 8480              | 37,774.26           | 0.00               | 37,774.26           |                     |                     |
|                          |           |   | <b>8480 Total</b> | <b>40,000.00</b>    | <b>2,225.74</b>    | <b>40,000.00</b>    | <b>40,000.00</b>    | <b>40,000.00</b>    |
| 32000025-2007            | 05Q-114ES | SOUTHWEST AREA MIN. - PREVENT - 06      | 8484              | 6,662.72            | 6,662.72           | 6,662.72            |                     |                     |
| 32000025-2007            | 05Q-129ES | SOUTHWEST AREA MIN. - PREVENT - 06      | 8484              | 2,042.36            | 2,042.36           | 2,042.36            |                     |                     |
| 32000025-2007            | 05Q-93ES  | SOUTHWEST AREA MIN. - PREVENT - 06      | 8484              | 46,130.55           | 0.00               | 46,130.55           |                     |                     |
|                          |           |   | <b>8484 Total</b> | <b>54,835.63</b>    | <b>8,705.08</b>    | <b>54,835.63</b>    | <b>54,835.63</b>    | <b>54,835.63</b>    |
| 32000025-2007            | 05Q-116ES | S - WESLEY - PREVENTION - 07            | 8495              | 720.98              | 720.98             | 720.98              |                     |                     |
| 32000025-2007            | 05Q-98ES  | S - WESLEY - PREVENTION - 07            | 8495              | 44,499.02           | 0.00               | 44,499.02           |                     |                     |
|                          |           |   | <b>8495 Total</b> | <b>45,220.00</b>    | <b>720.98</b>      | <b>45,220.00</b>    | <b>45,220.00</b>    | <b>45,220.00</b>    |
| 32000025-2007            | 21A-A06A  | S-CHILD CARE COUNCIL - ESG ADMIN - 07   | 8456              | 65,857.00           | 0.00               | 65,857.00           |                     |                     |
|                          |           |   | <b>8456 Total</b> | <b>65,857.00</b>    | <b>0.00</b>        | <b>65,857.00</b>    | <b>65,857.00</b>    | <b>65,857.00</b>    |
| 32000025-2007            |           |   | <b>Total</b>      | <b>1,315,980.17</b> | <b>66,740.93</b>   | <b>1,315,980.17</b> | <b>1,315,980.17</b> | <b>1,315,980.17</b> |

**TABLE 10**

**COMMUNITY DEVELOPMENT BLOCK GRANT  
LOAN RECEIVABLE REPORT**

**2008 CAPER, CITY OF HOUSTON: TABLE 10  
LOAN RECEIVABLE REPORT  
AS OF JUNE 30, 2008**

| LOAN CATEGORY                               | NUMBER     | AMT RECEIVABLE<br>AS OF 06/30/2008 |
|---|------------|------------------------------------|
| <b>REPAYMENT LOANS - CDBG REPAYMENTS</b>    |            |                                    |
| <b>Single Family</b>                        |            |                                    |
| Combination 3% Loans                        | 1          | \$0.00                             |
| HHIP/University Savings                     | 8          | \$144,389.59                       |
| Urban Homestead                             | 4          | \$59,483.70                        |
| Houston Neighborhood Housing                | 3          | \$18,222.80                        |
| <b>CDBG Single Family Subtotal</b>          | <b>16</b>  | <b>\$222,096.09</b>                |
| <b>CDBG Multi-Family Development Loans</b>  | <b>13</b>  | <b>\$24,774,801.65</b>             |
| <b>Economic Development Loans</b>           |            |                                    |
| Fast Track Loans                            | 62         | \$655,990.54                       |
| Business Stabilization Loans                | 23         | \$308,000.00                       |
| Small Business Development Loans            | 55         | \$3,013,567.89                     |
| <b>CDBG Economic Development Subtotal</b>   | <b>140</b> | <b>\$3,977,558.43</b>              |
| <b>Affordable Housing Repayment Loans</b>   | <b>5</b>   | <b>\$5,107,825.44</b>              |
| <b>SUBTOTAL CDBG REPAYMENT LOANS</b>        | <b>174</b> | <b>\$34,082,281.61</b>             |
| HSBDC & RICE LOFTS 108 Loans                | 2          | \$3,578,818.00                     |
| Section 108 Hotel Loans                     | 1          | \$8,932,475.76                     |
| Section 108 Small Business Loan             | 12         | \$1,195,063.89                     |
| Section 108 Small Business Loan - Micro     | 0          | \$0.00                             |
| <b>SUBTOTAL SECTION 108 REPAYMENT LOANS</b> | <b>15</b>  | <b>\$13,706,357.65</b>             |
| <b>TOTAL REPAYMENT LOANS</b>                | <b>189</b> | <b>\$47,788,639.26</b>             |
| Multi-Family<br>Economic Development Loans  | 2          | \$546,000.00                       |
| <b>CDBG Multi-Family Subtotal</b>           | <b>2</b>   | <b>\$546,000.00</b>                |
| <b>TOTAL DEFERRED PAYMENT LOANS</b>         | <b>2</b>   | <b>\$546,000.00</b>                |
| <b>GRAND TOTAL ALL LOANS</b>                | <b>191</b> | <b>\$48,334,639.26</b>             |



Caper Draft  
8/3/2008

**Table 8c Loan receivable report as of June 30,2009** Commercial

| <b>Loan Category</b>                      | <b>last year<br/>number</b> | <b>this year<br/>number</b> | <b>amount receivable</b> |
|---|-----------------------------|-----------------------------|--------------------------|
| Single Family                             |                             |                             |                          |
| Combination 3% Loans                      | 1                           | 0                           |                          |
| HHIP/University Savings                   | 9                           | 8                           | \$ 144,389.59            |
| Urban Homestead                           | 8                           | 4                           | \$ 59,483.70             |
| Houston Neighborhood Housing              | 3                           | 3                           | \$ 18,222.80             |
| <b>CDBG single family subtotal</b>        |                             |                             | <b>\$ 222,096.09</b>     |
| <b>CDBG Mutlifamily development loans</b> | 9                           | 13                          | \$ 24,774,801.65         |
| <b>ED Loans</b>                           |                             |                             |                          |
| fast track                                | 62                          |                             |                          |
| bus. Stabil.                              | 23                          |                             | no information           |
| small bus develop                         | 55                          |                             |                          |
| subtotal                                  | 140                         |                             |                          |
| <b>Affordable housing repayment loans</b> | 5                           |                             |                          |
| subtotal cedbg repayment loans            |                             |                             |                          |
| hsbdc and rice lofts                      | 2                           | 2                           | \$ 3,578,818.00          |
| sec 108 hotel                             | 1                           | 1                           | \$ 8,932,475.76          |
| sec 108 sm buz                            | 12                          |                             |                          |
| sec 108 micro                             | 0                           |                             |                          |
| <b>multifamily edonomic dev loans</b>     | 2                           |                             |                          |
| <b>grand total all loans</b>              | 192                         |                             |                          |

**TABLE 11**

**PROGRAM INCOME REPORT  
HOUSTON BUSINESS DEVELOPMENT  
INCORPORATED**

**TABLE 12**

**CONTRACTORS BY ETHNICITY  
HUD FORM NO. 40107**

**TABLE 13**

**HOME GRANT MATCH  
HUD FORM 40107-A**

U.S. DEPARTMENT OF HOUSING AND URBAN DEVELOPMENT  
 OFFICE OF COMMUNITY PLANNING AND DEVELOPMENT  
 INTEGRATED DISBURSEMENT AND INFORMATION SYSTEM  
 HOME MATCHING LIABILITY REPORT  
 HOUSTON, TX

| FISCAL YEAR | MATCH PERCENT | DISBURSEMENTS | TOTAL DISBURSEMENTS | DISBURSEMENTS REQUIRING MATCH | MATCH LIABILITY AMOUNT |
|-------------|---------------|---------------|---------------------|-------------------------------|------------------------|
| 1997        | 12.5%         | 3,875,106.64  | 3,875,106.64        | 3,870,759.58                  | 483,844.94             |
| 1998        | 12.5%         | 16,544,559.89 | 16,544,559.89       | 15,453,504.66                 | 1,931,688.08           |
| 1999        | 12.5%         | 11,925,568.42 | 11,925,568.42       | 9,960,196.58                  | 1,245,024.57           |
| 2000        | 12.5%         | 10,760,321.39 | 10,760,321.39       | 8,001,614.15                  | 1,000,201.76           |
| 2001        | 12.5%         | 13,888,282.04 | 13,888,282.04       | 11,570,019.25                 | 1,446,252.40           |
| 2002        | 25.0%         | 8,290,100.53  | 8,290,100.53        | 5,213,718.93                  | 1,303,429.73           |
| 2003        | 12.5%         | 10,064,331.47 | 10,064,331.47       | 3,061,995.68                  | 382,749.46             |
| 2004        | 12.5%         | 12,420,691.37 | 12,420,691.37       | 8,628,911.32                  | 1,078,613.91           |
| 2005        | 12.5%         | 4,448,504.14  | 4,448,504.14        | 2,502,536.94                  | 312,817.11             |
| 2006        | 12.5%         | 4,768,687.12  | 4,768,687.12        | 1,434,603.14                  | 179,325.49             |
| 2007        | 12.5%         | 6,474,216.91  | 6,474,216.91        | 3,328,819.38                  | 416,102.42             |
| 2008        | 12.5%         | 33,137,838.33 | 33,137,838.33       | 31,225,167.88                 | 3,963,149.98           |

Housing and Community Development Department  
HOME Match Liability Log

| Fiscal Year Total | Project | Date Project Committed | Project Type    | HOME Funds Expended    | Date HOME Funds Expended | HUD's Match Liability Calculations (IDIS) | City's Match Liability Calculations (COH Fin. Sys.) | Value of Match Provided COH | Type of Match     | Rolling Total                  |
|-------------------|---------|------------------------|-----------------|------------------------|--------------------------|---|---|-----------------------------|-------------------|--------------------------------|
| Fiscal Year 1994  | Tab 1   | 7/1/93-6/30/94         | 0               | \$1,320,064.00         | 7/1/93-6/30/94           | \$165,008.00                              | \$165,008.00  | \$6,196,483.00              | Cash/Bond         | \$6,031,475.00                 |
| Fiscal Year 1995  | Tab 2   | 7/1/94-6/30/95         | 0               | \$0.00                 | 7/1/94-6/30/95           | \$0.00                                    | \$0.00  | \$2,527,936.00              | Cash/Bond         | \$8,559,411.00                 |
| Fiscal Year 1996  | Tab 3   | 7/1/95-6/30/96         | 0               | \$0.00                 | 7/1/95-6/30/96           | \$0.00                                    | \$0.00  | \$4,743,490.00              | Cash/Bond         | \$13,302,901.00                |
| Fiscal Year 1997  | Tab 4   | 7/1/96-6/30/97         | 0               | \$3,870,759.58         | 7/1/96-6/30/97           | \$483,844.94                              | \$1,295,664.00                                      | \$2,496,183.00              | Cash/Bond         | \$14,503,420.00                |
| Fiscal Year 1998  | Tab 5   | 7/1/97-6/30/98         | 0               | \$15,453,504.66        | 7/1/97-6/30/98           | \$1,931,688.08                            | \$1,714,824.00                                      | \$3,161,958.00              | Cash/Bond         | \$15,950,554.00                |
| Fiscal Year 1999  | Tab 6   | 7/1/98-6/30/99         | 0               | \$9,960,196.28         | 7/1/98-6/30/99           | \$1,245,024.57                            | \$2,095,026.00                                      | \$6,398,408.00              | Cash/Bond         | \$20,253,936.00                |
| Fiscal Year 2000  | Tab 7   | 7/1/99-6/30/00         | 0               | \$8,001,614.50         | 7/1/99-6/30/00           | \$1,000,201.76                            | \$1,183,084.00                                      | \$7,680,699.00              | Cash/Bond         | \$26,751,551.00                |
| Fiscal Year 2001  | Tab 8   | 7/1/00-6/30/01         | 0               | \$11,570,019.25        | 7/1/00-6/30/01           | \$1,446,252.40                            | \$1,712,710.00                                      | \$2,906,351.00              | Cash/Bond         | \$27,945,192.00                |
| Fiscal Year 2002  | Tab 9   | 7/1/01-6/30/02         | 0               | \$5,213,718.93         | 7/1/01-6/30/02           | \$1,303,429.73                            | \$1,017,384.00                                      | \$2,806,298.00              | Cash/Bond         | \$29,734,106.00                |
| Fiscal Year 2003  | Tab 10  | 7/1/02-6/30/03         | 0               | \$3,061,995.68         | 7/1/02-6/30/03           | \$382,749.46                              | \$1,082,157.00                                      | \$1,343,190.00              | Cash/Bond         | \$29,995,139.00                |
| Fiscal Year 2004  | Tab 11  | 7/1/03-6/30/04         | 0               | \$8,628,911.32         | 7/1/03-6/30/04           | \$1,078,613.91                            | \$1,609,234.00                                      | \$1,842,475.00              | Cash/Bond         | \$30,228,380.00                |
| Fiscal Year 2005  | Tab 12  | 7/1/04-6/30/05         | 0               | \$2,502,536.94         | 7/1/04-6/30/05           | \$312,817.11                              | \$857,958.00  | \$0.00                      | Cash/Bond         | \$29,370,422.1                 |
| Fiscal Year 2006  | Tab 13  | 7/1/05-6/30/06         | 0               | \$1,434,603.14         | 7/1/05-6/30/06           | \$179,325.39                              | \$179,325.39  | \$2,520,887.25              | Cash/Bond         | \$31,711,983.86 <sup>2</sup>   |
| Fiscal Year 2007  | Tab 14  | 7/1/06-6/30/07         | 0               | \$3,238,819.38         | 7/1/06-6/30/07           | \$416,102.42                              | \$6,721,957.61                                      | \$7,383,622.50              | Cash/Bond         | \$32,373,648.75                |
|                   |         |                        | <b>Subtotal</b> | <b>\$74,256,743.66</b> |                          | <b>\$9,945,057.77</b>                     | <b>\$19,634,332.00</b>                              | <b>\$52,007,980.75</b>      | <b>Subtotal</b>   | <b>\$32,373,648.75</b>         |
|                   |         |                        | <b>Total</b>    | <b>\$74,256,743.66</b> |                          | <b>\$9,945,057.77</b>                     | <b>\$19,634,332.00</b>                              | <b>\$52,007,980.75</b>      | <b>Adjustment</b> | <b>\$32,373,648.75</b>         |
|                   |         |                        |                 |                        |                          |   |   |                             | <b>Total</b>      | <b>\$61,071.00<sup>1</sup></b> |

<sup>1</sup> Adjusted \$29,831,493.00 in 2005 resulting in a decrease by \$461,071.00 for a new total of \$29,370,422.00 and impacting totals forward

<sup>2</sup> Calculation: \$31,711,983.86 + \$461,071.00 = \$32,173,054.86<sup>2</sup>

Tab 15 - Comprehensive Match Checklist and other supporting documentation

**TABLE 14**

**MONITORING INSPECTION REPORT**

CSR Update Log

| Property Name                          | Portfolio Mgr. | Contract # | Fund. Stream | Review Completed | CM         | Original Findings | Original Concerns | Original Observations | Outstanding Findings | Outstanding Concerns | Outstanding Observations |
|--|----------------|------------|--------------|------------------|------------|-------------------|-------------------|-----------------------|----------------------|----------------------|--------------------------|
| LaCasita Apartments Victory            | JH             | FC39105    | HOME         | 2/26/2009        | Fontenette | 5                 | 0                 | 0                     | 5                    | 0                    | 0                        |
| LaCasita Apartments Little York Villas | AP             | FC51795    | HOME         | 11/7/2008        | Fontenette | 1                 | 0                 | 0                     | 0                    | 0                    | 0                        |
| Fair Oaks                              | JH             | FC56055    | HOME         | 9/5/2008         | Fontenette | 1                 | 2                 |                       | 1                    | 2                    |                          |
| Garden City Falls of Westpark          | DB             | FC55208    | HOME         | 9/11/2008        | Fontenette | 0                 | 0                 | 0                     | 0                    | 0                    | 0                        |
| Summercrest Plaza                      | JH             | FC52721    | HOME         | 4/13/2009        | Fontenette | 2                 | 1                 |                       | 2                    | 1                    |                          |
| Jefferson House Sandspoint Cove        | JH             | FC54642    | CDBG         | 3/19/2009        | Fontenette | 5                 | 2                 | 0                     | 0                    | 0                    | 0                        |
| Plaza de Magnolia                      | KM             | FC52777    | CDBG         | 3/17/2009        | Ladig      | 1                 | 0                 | 0                     | 1                    | 0                    | 0                        |
| Northline SRO                          | DB             | FC56211    | HOME         | 4/28/2009        | Ladig      | 0                 | 0                 | 0                     | 0                    | 0                    | 0                        |
| Walipp Senior Goldberg Towers          | JH             | FC53232    | HOME         | 12/3/2008        | Ladig      | 2                 | 1                 | 1                     | 2                    | 0                    | 0                        |
| Britten Place Brompton Square          | JH             | FC34154    | HOME         | 3/3/2009         | Ladig      | 0                 | 1                 | 1                     | 0                    | 0                    | 0                        |
| Canal Street                           | JN             | FC38889    | HOME         | 3/27/2009        | Ladig      | 0                 | 0                 | 0                     | 0                    | 0                    | 0                        |
|  | KM             | FC53677    | HOME         | 2/17/2009        | Ladig      | 0                 | 0                 | 0                     | 0                    | 0                    | 0                        |
|  | JH             | FC56598    | CDBG         | 5/28/2009        | Ladig      | 1                 | 0                 | 0                     | 0                    | 0                    | 0                        |
|  | KM             | FC50914    | HOME         | 4/7/2009         | Khan       | 1                 | 2                 | 0                     | 0                    | 0                    | 0                        |
|  | JH             | FC34288    | CDBG         | 4/16/2009        | Khan       | 1                 | 0                 | 0                     | 0                    | 0                    | 0                        |
|  | DB             | FC55324    | HOME         | 2/23/2009        | Khan       | 0                 | 0                 | 0                     | 0                    | 0                    | 0                        |



CSR Update Log

| Property Name                                 | Portfolio Mgr. | Contract # | Fund. Stream | Review Completed | CM   | Original Findings | Original Concerns | Original Observations | Outstanding Findings | Outstanding Concerns | Outstanding Observations |
|---|----------------|------------|--------------|------------------|------|-------------------|-------------------|-----------------------|----------------------|----------------------|--------------------------|
| Pleasant Hill                                 | KM             | FC34296    | CDBG         | 3/24/2009        | Khan | 2                 | 1                 | 0                     | 0                    | 0                    | 0                        |
| Help House<br>A Friendly<br>Heaven            | KM             | FC39632    | HOPWA        | 5/19/2009        | Khan | 1                 | 0                 | 0                     | 0                    | 0                    | 0                        |
| San Jacinto                                   | KM             | FC37554    | HOPWA        | 6/8/2009         | Khan | 0                 | 0                 | 0                     | 0                    | 0                    | 0                        |
| Jackson Hinds                                 | JH             | FC39722    | HOPWA        | 7/27/2009        | Khan | 1                 | 0                 | 0                     | 1                    | 0                    | 0                        |
| Independence<br>Hall<br>Eastend<br>Apartments | KM             | FC57144    | CDBG         | 11/7/2008        | Khan | 1                 | 1                 | 0                     | 0                    | 0                    | 0                        |
| Hidden Pines                                  | AP             | FC37408    | CDBG         | 4/30/2009        | Khan | 1                 | 0                 | 0                     | 0                    | 0                    | 0                        |
|   | JH             | FC52584    | HOME         | 4/7/2009         | Khan | 1                 | 2                 | 0                     | 0                    | 0                    | 0                        |
|   |                |            |              | 4/27/2009        | Khan | Refused           |                   |                       |                      |                      |                          |

# **ATTACHMENT A**

## Affirmatively Furthering Fair Housing Analysis of Impediments to Fair Housing

| Impediment   | Recommendation  | Action  |
|--|---|---|
| <p>City's inability to use HOME funds for the development of affordable housing because HUD has frozen the funds until program revisions are approved.</p> | <p>Restore the City's HOME funds as soon as possible.</p>   | <p>HOME funds have been restored however; non-federal funds must be expended first. Upon HUD approval, City is reimbursed with HOME funds.</p>  |
| <p>Lack of income. Wages have not kept up with the cost of housing.</p>  | <p>The City should promote and assist small business development throughout the city, particularly in low-income neighborhoods in support of job creation.</p>                    | <p>The Houston Small Business Revolving Loan fund assisted 747 small business owners to create and expand jobs.</p>   |
| <p>Lack of affordable housing for moderate, low and very low-income families.</p>  | <p>City-funded projects should be required to have a number of affordable units, including the use of TIRZ and bond funds.</p>  | <p>The City of Houston Homebuyer Assistance Program assisted 124 homebuyers in the purchase of a home.</p>  |
| <p>Lack of education impacts employment opportunities that can limit housing choice</p>  | <p>The City should continue to promote job-training programs.</p>   | <p>The City of Houston assisted 4,500 participants to receive computer skills, tutoring and their GED through the Juvenile Prevention, Emergency Shelter Grant and After School Program.</p>                            |
| <p>Lack of accessible housing to meet the needs of the disabled community.</p>   | <p>The City should collaborate with the disabled community and housing providers to promote reasonable accommodations and modifications in housing designed for the disabled.</p> | <p>HCDD financed the development of transitional and/or single room occupancy projects to serve 5,399 homeless, mentally ill, disabled or developmentally disabled through providing shelter assistance to clients.</p> |

**Affirmatively Furthering Fair Housing  
Analysis of Impediments to Fair Housing  
Program Year July 1, 2006 – June 30, 2007**

| <b>Impediment</b>  | <b>Recommendation</b>  | <b>City Action<br/>July 1, 2006 – June 30, 2007</b>   |
|--|--|---|
| Discrimination against families with children.                                 | Increase efforts to educate consumers and providers on the rights and responsibilities in the Fair Housing Act.  | HCDD continued to collaborate with the Greater Houston Fair Housing Center sponsoring education workshops and providing counseling.   |
| Discrimination of minorities versus whites in housing rental and sales market. | The City should initiate efforts to pass a substantially equivalent Fair housing Ordinance to the Fair Housing Act. The ordinance would prohibit housing discrimination. | Developments of AI and performance reports provide mechanism for tracking City of Houston housing data.   |
| Lack of financial literacy education.  | Along with credit and personal finance counseling, first time homebuyers need to learn how to identify predatory lending practices.                                      | 124 homebuyers received counseling prior to receiving financial assistance through the Homebuyer Assistance Program.  |
| Lack of loan product and services in very low-income minority neighborhoods    | The City should continue to leverage federal funds through partnerships that encourage revitalization in low-income neighborhoods.                                       | Houston Hope and the Land Assemblage Redevelopment Authority have been created to revitalize distressed inner city neighborhoods. HCDD, CHDOs, CBDOs and private developers are partners in administering these programs. |

**Affirmatively Furthering Fair Housing  
Analysis of Impediments to Fair Housing  
Program Year July 1, 2005 – June 30, 2006**

| <b>Impediment</b>   | <b>Recommendation</b>   | <b>City Action<br/>July 1, 2006 – June 30, 2007</b>  |
|---|---|--|
| Disparity in lending practices for those obtaining a home loan. | The City should monitor the Home Mortgage Disclosure Act information and work with lenders to improve lending practices.                | Homebuyer Assistance Program staff collaborated with lenders, developers and contractors to develop program guidelines and held workshops to educate potential lenders and potential homebuyers. |
| Lack of a substantially equivalent Fair Housing Ordinance.      | The City of Houston should adopt a substantially equivalent Fair Housing Ordinance to provide local enforcement of fair housing rights. | The AI was completed in 2005 and the updated Fair Housing Ordinance was approved in 2006.  |

Section 108 Accomplishments Report

Program Year:07/01/08 - 06/30/09

| PROJECT DESCRIPTION |                   | CDBG \$      |   |                |          |                 | ELIGIBLE ACTIVITY        |                                       |                      | NATIONAL OBJECTIVE                       |                                | JOBS                          |  |   |   | Presumed Low/ Mod Benefit (P) or Rev. Strategy Area (RSA) |
|---------------------|-------------------|--------------|---|----------------|----------|-----------------|--------------------------|---------------------------------------|----------------------|--|--------------------------------|-------------------------------|--|---|---|---|
| Grantee Name        | ST Project Number | Project Name | 108 Loan Amount                           | EDI AMT        | BEDI AMT | Other CDBG \$\$ | Total CDBG \$ Assistance | HUD Matrix Code for Eligible Activity | HUD N.O. Matrix Code | Indicate if N.O. Has Been Met Y=Yes N=No | FTE Jobs Proposed in 108 Appl. | Total Actual FTE Jobs Created | Number Held by/ Made Available to Low/ Mod | Percent Held by/ Made Available to Low/ Mod |   |   |
| HSBDC               | TX                | 10819800001  | RENAISSANCE COOPERATIVE                   | \$1,050,000.00 | N/A      | N/A             | N/A                      | 18A                                   | LMJ                  | Y  | 30                             | 30                            | 27   | 90%   | P |   |
| HSBDC               | TX                | 10819800002  | GOLDEN MOUNTAIN                           | \$180,000.00   | N/A      | N/A             | N/A                      | 18A                                   | LMJ                  | Y  | 6                              | 10                            | 10   | 100%  | P |   |
| HSBDC               | TX                | 10819900000  | FIFTH WARD COMM DEV.                      | \$200,000.00   | N/A      | N/A             | N/A                      | 18A                                   | LMJ                  | Y  | 6                              | 9                             | 9  | 100%  | P |   |
| HSBDC               | TX                | 10819900004  | YOUNG SCHOLARS                            | \$221,000.00   | N/A      | N/A             | N/A                      | 18A                                   | LMJ                  | Y  | 6                              | 7                             | 7  | 100%  | P |   |
| HSBDC               | TX                | 10810000005  | NORTH AMERICAN PROPERTIES DBA HOLIDAY INN | \$800,000.00   | N/A      | N/A             | N/A                      | 18A                                   | LMJ                  | Y  | 23                             | 25                            | 25   | 100%  | P |   |
| HSBDC               | TX                | 10810000006  | HOUSTON SAW & KNIFE WORKS, INC            | \$112,500.00   | N/A      | N/A             | N/A                      | 18A                                   | LMJ                  | Y  | 3                              | 3                             | 3  | 100%  | P |   |
| HSBDC               | TX                | 10810000008  | DENNY'S CLASSIC DINER *                   | \$250,000.00   | N/A      | N/A             | N/A                      | 18A                                   | LMJ                  | Y  | 20                             | 20                            | 20   | 100%  | P |   |
| HSBDC               | TX                | 10810100009  | CUSTOM FEEDS, LP*                         | \$1,000,000.00 | N/A      | N/A             | N/A                      | 18A                                   | LMJ                  | N  | 29                             | 0                             | 0  | 0%  | P |   |
| HSBDC               | TX                | 10810100010  | 2118 SMITH STREET, LTD                    | \$113,500.00   | N/A      | N/A             | N/A                      | 18A                                   | LMJ                  | N  | 4                              | 3                             | 3  | 100%  | P |   |
| HSBDC               | TX                | 10810100012  | HAIR GALLERY UNLIMITED, INC               | \$130,000.00   | N/A      | N/A             | N/A                      | 18A                                   | LMJ                  | Y  | 4                              | 4                             | 4  | 100%  | P |   |
| HSBDC               | TX                | 10810100013  | COELLO ENTERPRISES*                       | \$75,000.00    | N/A      | N/A             | N/A                      | 18A                                   | LMJ                  | N  | 2                              | 0                             | 0  | 0%  | P |   |
| HSBDC               | TX                | 10810100014  | ROBERT ROBLEDO PAINTING                   | \$47,700.00    | N/A      | N/A             | N/A                      | 18A                                   | LMJ                  | Y  | 1                              | 1                             | 1  | 100%  | P |   |
| HSBDC               | TX                | 10810100015  | AMAMI ENGINEERING                         | \$50,000.00    | N/A      | N/A             | N/A                      | 18A                                   | LMJ                  | Y  | 1                              | 1                             | 1  | 100%  | P |   |
| HSBDC               | TX                | 10810100016  | CALI SANDWICH & FAST FOOD                 | \$50,000.00    | N/A      | N/A             | N/A                      | 18A                                   | LMJ                  | Y  | 2                              | 2                             | 2  | 100%  | P |   |

\* BAD DEBT - WRITE-OFFS

Section 108 Accomplishments Report

| PROJECT DESCRIPTION |                   | CDBG \$                            |                 |         |          | ELIGIBLE ACTIVITY |                          |                                       | NATIONAL OBJECTIVE      |  | JOBS                           |                               |  |   | Presumed Low/Mod Benefit (P) or Rev. Strategy Area (RSA) |
|---------------------|-------------------|------------------------------------|-----------------|---------|----------|-------------------|--------------------------|---------------------------------------|-------------------------|--|--------------------------------|-------------------------------|--|---|--|
| Grantee Name        | ST Project Number | Project Name                       | 108 Loan Amount | EDI AMT | BEDI AMT | Other CDBG \$\$   | Total CDBG \$ Assistance | HUD Matrix Code for Eligible Activity | HUD if N.O. Matrix Code | Indicate if N.O. Has Been Met Y=Yes N=No | FTE Jobs Proposed in 108 Appl. | Total Actual FTE Jobs Created | Number Held by/ Made Available to Low/ Mod | Percent Held by/ Made Available to Low/ Mod |  |
| HSBDC               | TX 10810100017    | EXCELE-CARE                        | \$154,000.00    | N/A     | N/A      | N/A               | N/A                      | 18A                                   | LMJ                     | Y  | 4                              | 20                            | 20   | 100%  | P  |
| HSBDC               | TX 10810100018    | PRIMUS CORPORATION *               | \$200,000.00    | N/A     | N/A      | N/A               | N/A                      | 18A                                   | LMJ                     | N  | 6                              | 0                             | 0  | 0%  | P  |
| HSBDC               | TX 10810100018    | OBSIDIAN TECHNICAL                 | \$60,000.00     | N/A     | N/A      | N/A               | N/A                      | 18A                                   | LMJ                     | N  | 2                              | 0                             | 0  | 0%  | P  |
| HSBDC               | TX 10810100020    | CARRIAGES ETC. INC                 | \$150,000.00    | N/A     | N/A      | N/A               | N/A                      | 18A                                   | LMJ                     | Y  | 4                              | 4                             | 4  | 100%  | P  |
| HSBDC               | TX 10810100021    | CONTROLLED AIR SYSTEMS*            | \$150,000.00    | N/A     | N/A      | N/A               | N/A                      | 18A                                   | LMJ                     | N  | 4                              | 0                             | 0  | 0%  | P  |
| HSBDC               | TX 10810100022    | LOS GALLITOS MEXICAN RESTAURANT    | \$250,000.00    | N/A     | N/A      | N/A               | N/A                      | 18A                                   | LMJ                     | Y  | 7                              | 22                            | 22   | 100%  | P  |
| HSBDC               | TX 10810100023    | SOUTHERN EDUCATION ALLIANCE        | \$112,000.00    | N/A     | N/A      | N/A               | N/A                      | 18A                                   | LMJ                     | Y  | 3                              | 5                             | 5  | 100%  | P  |
| HSBDC               | TX 10810100024    | CAREGIVERS & MORE, INC             | \$75,000.00     | N/A     | N/A      | N/A               | N/A                      | 18A                                   | LMJ                     | Y  | 2                              | 3                             | 3  | 100%  | P  |
| HSBDC               | TX 10810100025    | PROMOCIONES TIERRAS CALIENTE, INC* | \$150,000.00    | N/A     | N/A      | N/A               | N/A                      | 18A                                   | LMJ                     | N  | 5                              | 0                             | 0  | 0%  | P  |
| HSBDC               | TX 10810100026    | PEDIE COMPANY                      | \$63,820.75     | N/A     | N/A      | N/A               | N/A                      | 18A                                   | LMJ                     | N  | 3                              | 0                             | 0  | 0%  | P  |
| HSBDC               | TX 10810100027    | ARENA DIAGNOSTICS*                 | \$115,000.00    | N/A     | N/A      | N/A               | N/A                      | 18A                                   | LMJ                     | N  | 50                             | 0                             | 0  | 0%  | P  |
| HSBDC               | TX 10810100028    | ATRICOM TELECOMMUNICATION*         | \$125,000.00    | N/A     | N/A      | N/A               | N/A                      | 18A                                   | LMJ                     | N  | 4                              | 0                             | 0  | 0%  | P  |
| HSBDC               | TX 10810100029    | PSE IP, INC                        | \$185,000.00    | N/A     | N/A      | N/A               | N/A                      | 18A                                   | LMJ                     | Y  | 5                              | 8                             | 8  | 100%  | P  |
| HSBDC               | TX 10810100030    | HARRY'S RESTAURANT                 | \$250,000.00    | N/A     | N/A      | N/A               | N/A                      | 18A                                   | LMJ                     | Y  | 6                              | 11                            | 11   | 100%  | P  |

\* BAD DEBT - WRITE-OFFS

Section 108 Accomplishments Report

| PROJECT DESCRIPTION |                   |                                    | CDBG \$         |         |          |                 |                          | ELIGIBLE ACTIVITY                     |                      |  | NATIONAL OBJECTIVE             |                               | JOBS                                      |  |   |  | Presumed Low/Mod Benefit (P) or Rev. Strategy Area (RSA) |
|---------------------|-------------------|------------------------------------|-----------------|---------|----------|-----------------|--------------------------|---------------------------------------|----------------------|--|--------------------------------|-------------------------------|---|--|---|--|--|
| Grantee Name        | ST Project Number | Project Name                       | 108 Loan Amount | EDI AMT | BEDI AMT | Other CDBG \$\$ | Total CDBG \$ Assistance | HUD Matrix Code for Eligible Activity | HUD N.O. Matrix Code | Indicate if N.O. Has Been Met Y=Yes N=No | FTE Jobs Proposed in 108 Appl. | Total Actual FTE Jobs Created | Number Held by/ Made Available to Low/Mod | Percent Held by/ Made Available to Low/Mod |   |  |  |
| HSBDC TX            | 10810100031       | I-3 INTERMEDIA*                    | \$100,000.00    |         | N/A      | N/A             | N/A                      | 18A                                   | LMJ                  | N  | 3                              | 0                             | 0   | 0%   | P |  |  |
| HSBDC TX            | 10810100032       | CONTRACTORS' TOOLS*                | \$200,000.00    |         | N/A      | N/A             | N/A                      | 18A                                   | LMJ                  | N  | 6                              | 0                             | 0   | 0%   | P |  |  |
| HSBDC TX            | 10810100033       | UNIT CLEANERS, CORPORATION*        | \$70,000.00     |         | N/A      | N/A             | N/A                      | 18A                                   | LMJ                  | N  | 4                              | 0                             | 0   | 0%   | P |  |  |
| HSBDC TX            | 10810100034       | NORTHSIDE REDEVELOPMENT CENTER     | \$230,500.00    |         | N/A      | N/A             | N/A                      | 18A                                   | LMJ                  | Y  | 7                              | 10                            | 10  | 100%                                       | P |  |  |
| HSBDC TX            | 10810100036       | DONERAKI GULFGATE, INC.            | \$250,000.00    |         | N/A      | N/A             | N/A                      | 18A                                   | LMJ                  | Y  | 60                             | 10                            | 10  | 100%                                       | P |  |  |
| HSBDC TX            | 10810100037       | CUSTOM RUBBER                      | \$644,000.00    |         | N/A      | N/A             | N/A                      | 18A                                   | LMJ                  | Y  | 19                             | 30                            | 30  | 100%                                       | P |  |  |
| HSBDC TX            | 10810100038       | PALZA INVESTMENTS*                 | \$75,000.00     |         | N/A      | N/A             | N/A                      | 18A                                   | LMJ                  | Y  | 2                              | 2                             | 2   | 100%                                       | P |  |  |
|                     |                   | X-RAY XPRESS                       | \$102,424.90    |         | N/A      | N/A             | N/A                      | 18A                                   | LMJ                  | Y  | 3                              | 4                             | 4   | 100%                                       | P |  |  |
| HSBDC TX            | 10859800002       | MIDTOWN BAGEL & COFFEE             | \$50,000.00     |         | N/A      | N/A             | N/A                      | 18A                                   | LMJ                  | Y  | 1                              | 4                             | 4   | 100%                                       | P |  |  |
| HSBDC TX            | 1085020003        | EL CHARRITO FOOD STORE*            | \$45,000.00     |         | N/A      | N/A             | N/A                      | 18A                                   | LMJ                  | Y  | 3                              | 5                             | 5   | 100%                                       | P |  |  |
| HSBDC TX            | 1085020004        | CAREER DEVELOPMENT*                | \$35,000.00     |         | N/A      | N/A             | N/A                      | 18A                                   | LMJ                  | N  | 1                              | 0                             | 0   | 0%   | P |  |  |
| HSBDC TX            | 1085020005        | GERALD WOMACK DBA G'S & Z'S COFFEE | \$45,000.00     |         | N/A      | N/A             | N/A                      | 18A                                   | LMJ                  | Y  | 3                              | 2                             | 2   | 100%                                       | P |  |  |
| HSBDC TX            | 1085020006        | DREAMING DOWNUTS, INC*             | \$25,000.00     |         | N/A      | N/A             | N/A                      | 18A                                   | LMJ                  | Y  | 1                              | 1                             | 1   | 100%                                       | P |  |  |
| HSBDC TX            | 10850200007       | ALAR TECHNICAL INSTITUTE           | \$27,000.00     |         | N/A      | N/A             | N/A                      | 18A                                   | LMJ                  | Y  | 2                              | 2                             | 2   | 100%                                       | P |  |  |

\* BAD DEBT - WRITE-OFFS



Section 108 Accomplishments Report

| PROJECT DESCRIPTION |                   | CDBG \$                      |                 |         |          |                | ELIGIBLE ACTIVITY        |                                       | NATIONAL OBJECTIVE     |  | JOBS                           |                               |  |   |   |
|---------------------|-------------------|------------------------------|-----------------|---------|----------|----------------|--------------------------|---------------------------------------|------------------------|--|--------------------------------|-------------------------------|--|---|---|
| Grantee Name        | ST Project Number | Project Name                 | 108 Loan Amount | EDI AMT | BEDI AMT | Other CDBG \$s | Total CDBG \$ Assistance | HUD Matrix Code for Eligible Activity | HUD N.O. Matrix Code x | Indicate if N.O. Has Been Met Y=Yes N=No | FTE Jobs Proposed in 108 Appl. | Total Actual FTE Jobs Created | Number Held by/ Made Available to Low/ Mod | Percent Held by/ Made Available to Low/ Mod | Presumed Low/ Mod Benefit (P) or Rev. Strategy Area (RSA) |
| HSBDC               | TX 10850200008    | MIDTOWN DOG KENNEL           | \$15,000.00     |         | N/A      | N/A            | N/A                      | 18A                                   | LMJ                    | Y  | 2                              | 1                             | 1  | 100%  | P   |
| HSBDC               | TX 10850200009    | NEIGHBORHOOD RETAIL          | \$50,000.00     |         | N/A      | N/A            | N/A                      | 18A                                   | LMJ                    | Y  | 2                              | 2                             | 2  | 100%  | P   |
| HSBDC               | TX 10850200009    | NEIGHBORHOOD RETAIL          | \$100,000.00    |         | N/A      | N/A            | N/A                      | 18A                                   | LMJ                    | Y  | 3                              | 3                             | 3  | 100%  | P   |
| HSBDC               | TX 10850200011    | LUPS, LLC DBA FOOT SOLUTIONS | \$40,000.00     |         | N/A      | N/A            | N/A                      | 18A                                   | LMJ                    | Y  | 1                              | 1                             | 1  | 100%  | P   |
| HSBDC               | TX 10850200012    | MARABELLA SPA & SALON        | \$31,500.00     |         | N/A      | N/A            | N/A                      | 18A                                   | LMJ                    | Y  | 1                              | 1                             | 1  | 100%  | P   |
| HSBDC               | TX 10850200013    | SIGNIA HEALTHCARE, INC       | \$25,000.00     |         | N/A      | N/A            | N/A                      | 18A                                   | LMJ                    | Y  | 1                              | 2                             | 2  | 100%  | P   |
| HSBDC               | TX 10850200014    | DIABETICS DELITE, INC*       | \$45,000.00     |         | N/A      | N/A            | N/A                      | 18A                                   | LMJ                    | N  | 1                              | 0                             | 0  | 0%  | P   |
| HSBDC               | TX 10850200015    | JOHN SMITH MOTORVATION AUTO  | \$48,000.00     |         | N/A      | N/A            | N/A                      | 18A                                   | LMJ                    | Y  | 1                              | 1                             | 1  | 100%  | P   |
| HSBDC               | TX 10850200016    | OFFICE DESIGN CONCEPTS       | \$45,000.00     |         | N/A      | N/A            | N/A                      | 18A                                   | LMJ                    | N  | 1                              | 0                             | 0  | 0%  | P   |
| HSBDC               | TX 10850200017    | CAMELLA 'S CREATION          | \$35,000.00     |         | N/A      | N/A            | N/A                      | 18A                                   | LMJ                    | Y  | 1                              | 1                             | 1  | 100%  | P   |
| HSBDC               | TX 10850200018    | NBV ENTERPRISES, INC.*       | \$50,000.00     |         | N/A      | N/A            | N/A                      | 18A                                   | LMJ                    | N  | 7                              | 0                             | 0  | 0%  | P   |
| HSBDC               | TX 10850200019    | SILVER BEAD                  | \$50,000.00     |         | N/A      | N/A            | N/A                      | 18A                                   | LMJ                    | N  | 2                              | 0                             | 0  | 0%  | P   |
| HSBDC               | TX 10850200020    | PRIMUS CORPORATION           | \$50,142.00     |         | N/A      | N/A            | N/A                      | 18A                                   | LMJ                    | N  | 2                              | 0                             | 0  | 0%  | P   |
| HSBDC               | TX 10850200021    | DRAW ACADEMY                 | \$35,280.00     |         | N/A      | N/A            | N/A                      | 18A                                   | LMJ                    | Y  | 2                              | 2                             | 2  | 100%  | P   |

Section 108 Accomplishments Report

| PROJECT DESCRIPTION          |                   |                        | CDBG \$         |         |          |                |                          | ELIGIBLE ACTIVITY                 |                      |  |                                | NATIONAL OBJECTIVE            |  | JOBS  |     |  |  | Presumed Low/ Mod Benefit (P) or Rev. Strategy Area (RSA) |
|------------------------------|-------------------|------------------------|-----------------|---------|----------|----------------|--------------------------|-----------------------------------|----------------------|--|--------------------------------|-------------------------------|--|---|-----|--|--|---|
| Grantee Name                 | ST Project Number | Project Name           | 108 Loan Amount | EDI AMT | BEDI AMT | Other CDBG \$s | Total CDBG \$ Assistance | HUD Matrix Eligible Activity Code | HUD N.O. Matrix Code | Indicate if N.O. Has Been Met Y=Yes N=No | FTE Jobs Proposed in 108 Appl. | Total Actual FTE Jobs Created | Number Held by/ Made Available to Low/ Mod | Percent Held by/ Made Available to Low/ Mod |     |  |  |   |
| HSBDC TX                     | 10850200023       | PLATINUM IMPORTS, INC* | \$45,000.00     |         | N/A      | N/A            | N/A                      | 18A                               | LMJ                  | N  | 2                              | 0                             | 0  | 0%  | P   |  |  |   |
| TOTALS                       |                   |                        | \$8,873,367.65  | \$0.00  |          |                |                          | (3)                               |                      |  | 386                            | 272                           | 269  |   |     |  |  |   |
| Notes: See Attached Guidance |                   |                        |                 |         |          |                |                          |                                   | (4)                  |  | (5)                            | (6)                           | (7)  | (8)   | (8) |  |  |   |

## Worksheet for Calculating Public Benefits

(Use for all activities under 570203 or .482, and certain public improvements which creates jobs)

Name of Grantee: City of Houston/HSBDC

Program Year: 07/01/08 - 06/30/09

| S/N                             | Name of Project/Recipient            | CDBG<br>Amount Obligated     | No. of Proposed<br>FTE Job | Cost/Jobs              |
|---------------------------------|--------------------------------------|------------------------------|----------------------------|------------------------|
| <b><u>CDBG - Activities</u></b> |                                      |                              |                            |                        |
| 1                               | ABS Scott Financial Services (F)     | \$100,000.00                 | 3                          | \$33,333               |
| 2                               | Advacs, Inc (F)                      | \$35,000.00                  | 5                          | \$7,000                |
| 3                               | Huynh Restaurant (F)                 | \$50,000.00                  | 2                          | \$25,000               |
| 4                               | Duran Duran Enterprises, Inc(F)      | \$60,000.00                  | 2                          | \$30,000               |
| 5                               | Dykon Computer (W)                   | \$100,000.00                 | 3                          | \$33,333               |
| 6                               | Electron Corporation (F)             | \$27,000.00                  | 1                          | \$27,000               |
| 7                               | Fishnet Fisheries (W)                | \$104,295.00                 | 4                          | \$26,074               |
| 8                               | Lazer Construction Company, Inc (F)  | \$98,000.00                  | 3                          | \$32,667               |
| 9                               | Mi Patria Auto Sales (F)             | \$87,459.00                  | 3                          | \$29,153               |
| 10                              | MIS Car Sales (F)                    | \$40,000.00                  | 1                          | \$40,000               |
| 11                              | Queenserv Technologies, Inc (F)      | \$250,000.00                 | 7                          | \$35,714               |
| 12                              | Siesta Mattress, LLC (F)             | \$80,000.00                  | 8                          | \$10,000               |
| 13                              | Voss Nails & Skincare (F)            | \$100,000.00                 | 3                          | \$33,333               |
| 14                              | A-1 Staffing (F)                     | \$10,000.00                  | 0                          | \$10,000               |
| 15                              | Sunco Marketplace No 1, LLC          | \$20,000.00                  | 0                          | \$20,000               |
| 16                              | Arab American Yellow Pages (F)       | \$15,000.00                  | 1                          | \$15,000               |
| 17                              | Arrowpoint Clinical Laboratories (F) | \$10,000.00                  | 0                          | \$10,000               |
| 18                              | Bayou City Display (F)               | \$15,000.00                  | 1                          | \$15,000               |
| 19                              | Bohemeos Music, Art, Coffee, LLC (F) | \$20,000.00                  | 0                          | \$20,000               |
| 20                              | Delzar Transportation, LLC (F)       | \$15,000.00                  | 1                          | \$15,000               |
| 21                              | EDC Development Company, LLC (F)     | \$20,000.00                  | 1                          | \$20,000               |
| 22                              | EL Salvadore (F)                     | \$20,000.00                  | 1                          | \$20,000               |
| 23                              | Galvez Brothers Auto Sales (F)       | \$25,000.00                  | 0                          | \$25,000               |
| 24                              | Griffith Dental Associates (F)       | \$5,000.00                   | 0                          | \$5,000                |
| 25                              | Halal Gyro Hut (F)                   | \$15,000.00                  | 0                          | \$15,000               |
| 26                              | Infinite Fitness (F)                 | \$15,000.00                  | 0                          | \$15,000               |
| 27                              | Midtown Premium Tickets (F)          | \$10,000.00                  | 0                          | \$10,000               |
| 28                              | Maxie's Barber & Beauty Shop (W)     | \$20,000.00                  | 0                          | \$20,000               |
| 29                              | Next Level Management Group (F)      | \$15,000.00                  | 1                          | \$15,000               |
| 30                              | Perpetual Development, LLC (F)       | \$5,000.00                   | 0                          | \$5,000                |
| 31                              | Pretty Quick Delivery Services (F)   | \$10,000.00                  | 0                          | \$10,000               |
| 32                              | Services That Work (F)               | \$15,000.00                  | 1                          | \$15,000               |
| <b>TOTAL</b>                    |                                      | <b><u>\$1,411,754.00</u></b> | <b><u>52</u></b>           | <b><u>\$27,149</u></b> |

**Aggregate Public Benefit Calculation:**

(Grantee may choose to exclude certain activities from this calculation)

Total Amount of funds obligated \$1,411,754.00+ Activity delivery costs \$451,155.00

Total CDBG/EDI/108 program costs =\$1,862,909

Total Proposed FTE jobs 52

Aggregate total cost/job = \$35,825.17

(P) Pending; (W) Withdrawn; (F) Funded; (D) Deferred

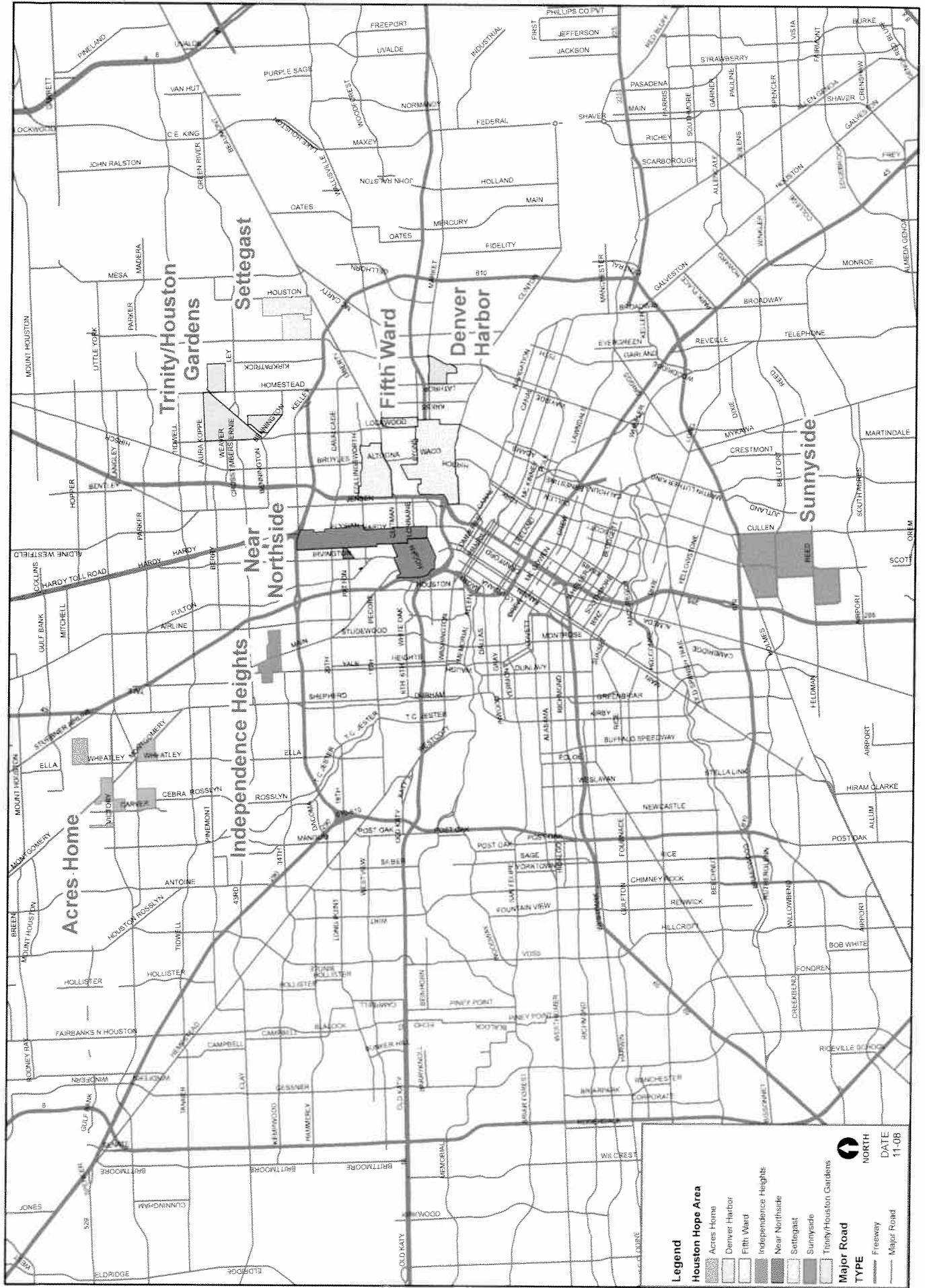
# City of Houston Community Development Areas

1. Height/Shady Acres
2. West End / Cottage
3. First And Sixth Wards
4. Acres Homes
5. Settegast
6. Trinity Gardens
7. Tidwell / Jensen
8. Northline / Little York / Independence Heights
9. Moody Park
10. Kashmere
11. Fifth Ward
12. Denver Harbor
13. Fidelity / Pleasantville
14. Gulfgate
15. Second Ward / Navigation / Near East End
16. Sunnyside
17. Southpark / Allen Farms Airport Gardens
18. Fourth Ward
19. Third Ward
20. Magnolia / Manchester
21. Near North Side
22. Foster Place / MacGregor
23. Montrose / Sunset Terrace / Montclair Addition
24. Harrisburg / Wayside
25. Almeda - Genoa
26. Ramblewood
27. Southmain Estates
28. Northbrook
29. Norwood Meadows Bracsmont
30. Wake Forest
31. Astrodome / South Main
32. Glenhaven/South West Carvercrest
33. Carverdale
34. Edgeworth / North Wood Manor
35. Bordersville
36. Melbourne / Wood Glen / Kentshire
37. Greens Bayou / Maxey Estates
38. Woodland Acres / Greens Bayou Park
39. Eldorado
40. Riceville
41. Northwest Mail



City of Houston  
Community Development Areas  
August 11, 2005





# Houston Hope Boundaries

**Legend**


**Houston Hope Area**

- Acres Home
- Denver Harbor
- Fifth Ward
- Independence Heights
- Near Northside
- Settegast
- Sunnyside
- Trinity/Houston Gardens

**Major Road**

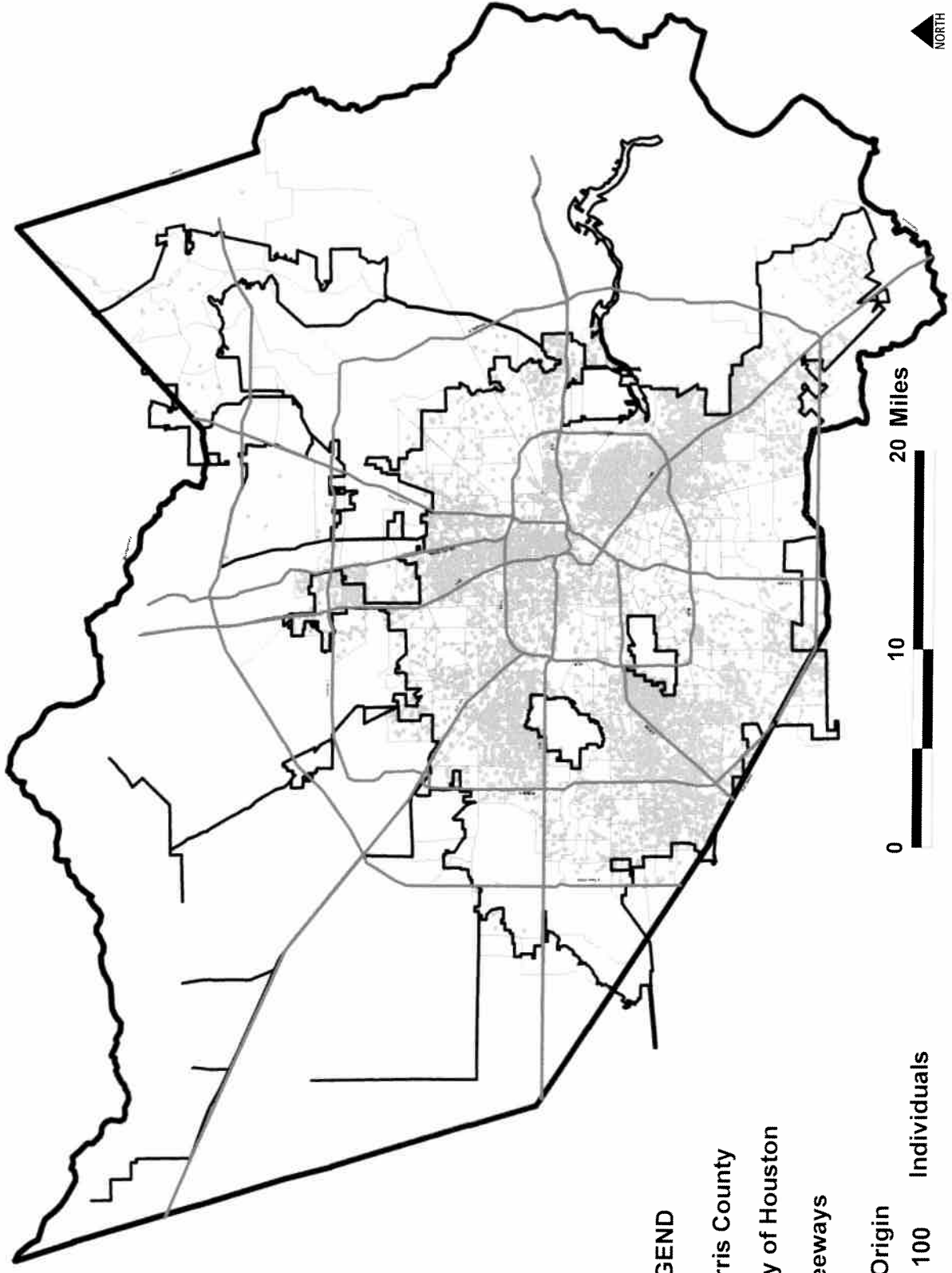
**TYPE**

- Freeway
- Major Road




**North** 

**DATE** 11/08

# Concentration of Persons of Hispanic Origin



## LEGEND

-  Harris County
-  City of Houston
-  Freeways

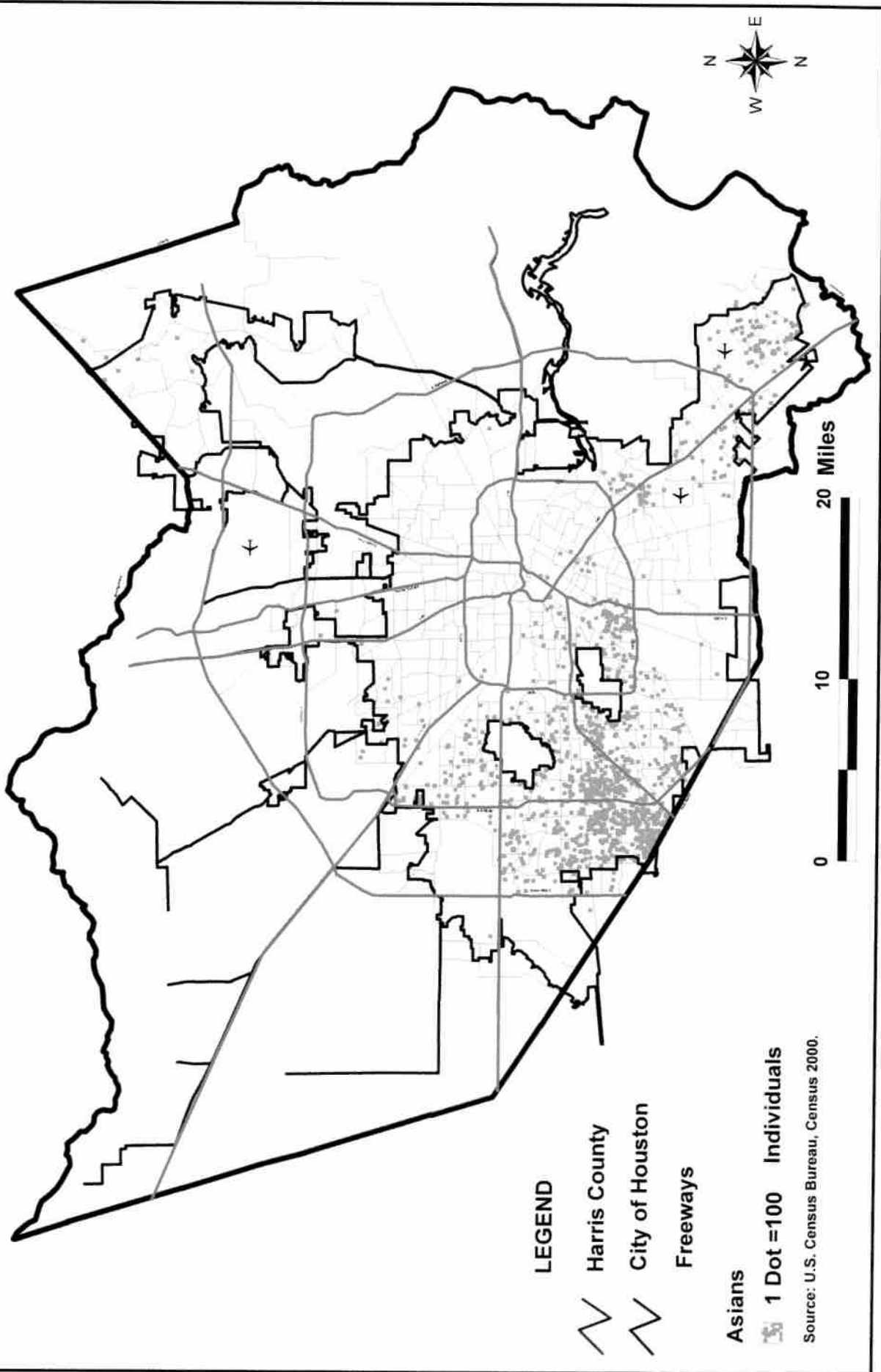
Hispanic Origin  
1 Dot = 100 Individuals

Source: U.S Census Bureau, Census 2000.

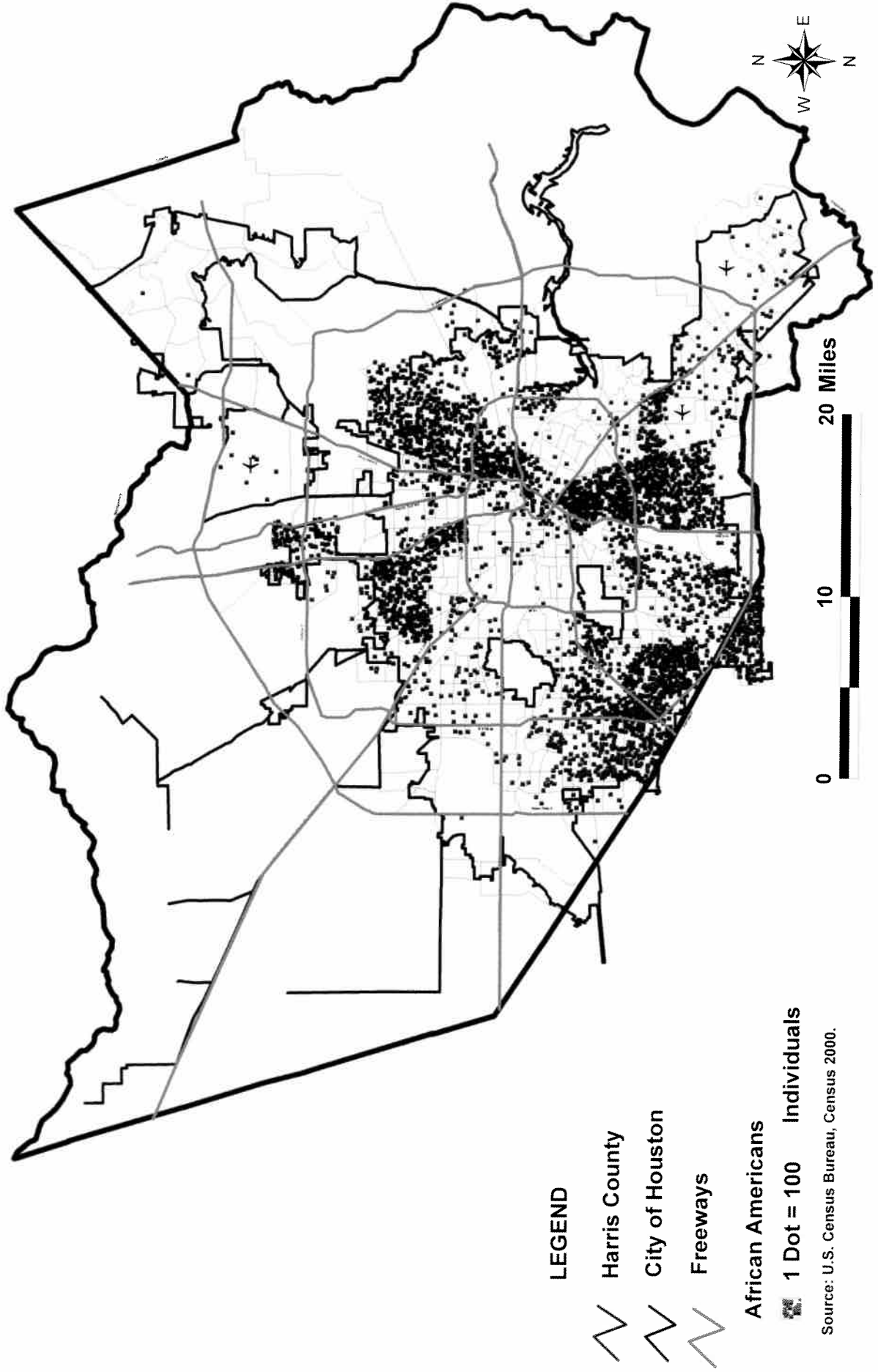
0 10 20 Miles



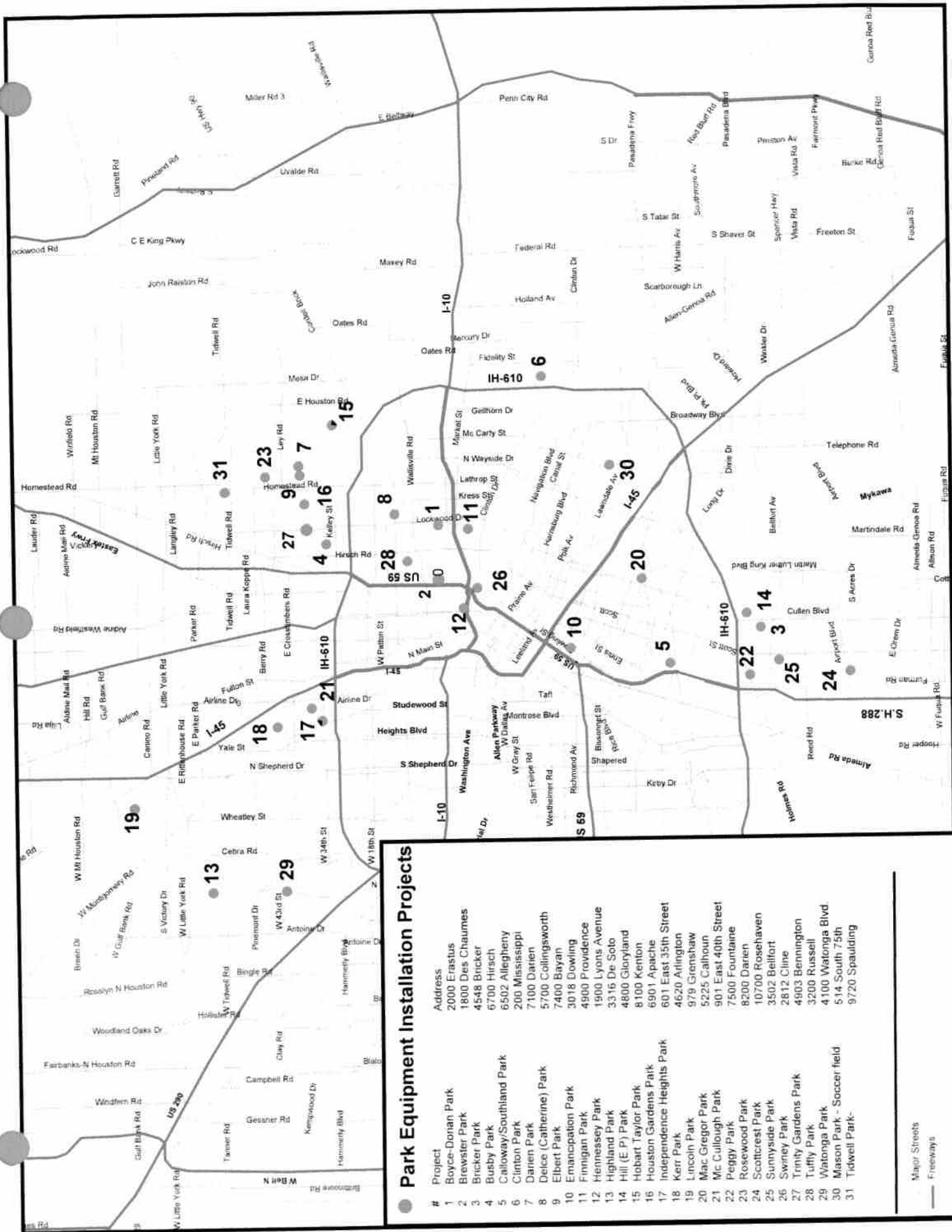
# Concentration of Asians



# Concentration of African Americans



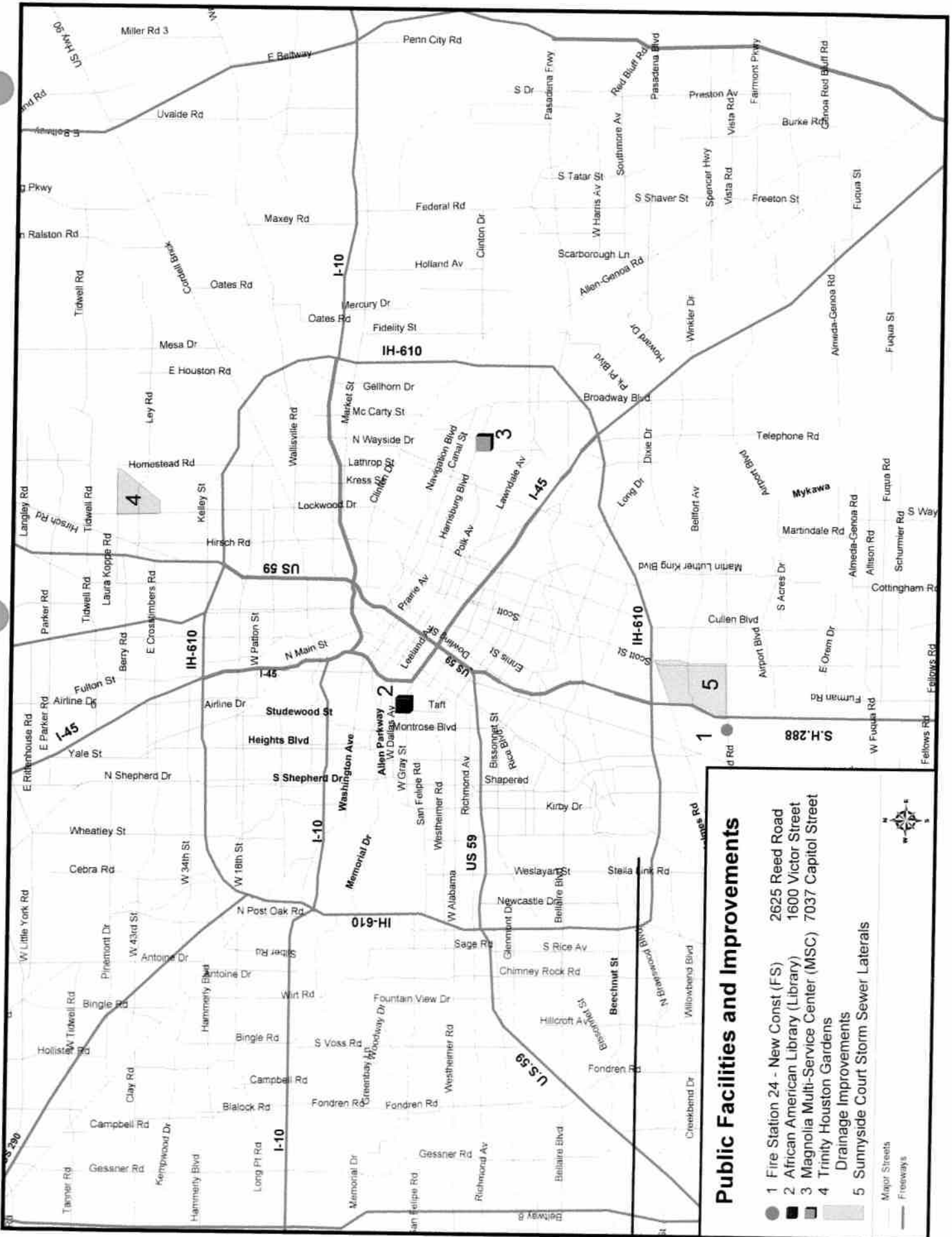




### Park Equipment Installation Projects

| #  | Project                   | Address              |
|----|---------------------------|----------------------|
| 1  | Boyce-Donnan Park         | 2000 Erastus         |
| 2  | Brewster Park             | 1800 Des Chaumes     |
| 3  | Bricker Park              | 4548 Bricker         |
| 4  | Busby Park                | 6700 Hirsch          |
| 5  | Calloway/Southland Park   | 6502 Allegheny       |
| 6  | Clinton Park              | 200 Mississippi      |
| 7  | Darien Park               | 7100 Darien          |
| 8  | Delce (Catherine) Park    | 5700 Collingsworth   |
| 9  | Elbert Park               | 7400 Bayan           |
| 10 | Emancipation Park         | 3018 Dowling         |
| 11 | Finnigan Park             | 4900 Providence      |
| 12 | Hennessey Park            | 1900 Lyons Avenue    |
| 13 | Highland Park             | 3316 De Soto         |
| 14 | Hill (E P) Park           | 4800 Gloryland       |
| 15 | Hobart Taylor Park        | 8100 Kenton          |
| 16 | Houston Gardens Park      | 6901 Apache          |
| 17 | Independence Heights Park | 601 East 35th Street |
| 18 | Kerr Park                 | 4620 Arlington       |
| 19 | Lincoln Park              | 979 Greshaw          |
| 20 | Mac Cullough Park         | 5225 Calhoun         |
| 21 | Mc Cullough Park          | 901 East 40th Street |
| 22 | Peggy Park                | 7500 Fountaine       |
| 23 | Rosewood Park             | 8200 Darien          |
| 24 | Scottcrest Park           | 10700 Rosehaven      |
| 25 | Sunnyside Park            | 3502 Bellfort        |
| 26 | Swiney Park               | 2812 Cline           |
| 27 | Trinity Gardens Park      | 4903 Bennington      |
| 28 | Tuffy Park                | 3200 Russell         |
| 29 | Watonga Park              | 4100 Watonga Blvd.   |
| 30 | Mason Park - Soccer field | 514 South 75th       |
| 31 | Tidwell Park              | 9720 Spaulding       |

Major Streets  
 Freeways



### Public Facilities and Improvements

- 1 Fire Station 24 - New Const (FS) 2625 Reed Road
- 2 African American Library (Library) 1600 Victor Street
- 3 Magnolia Multi-Service Center (MSC) 7037 Capitol Street
- 4 Trinity Houston Gardens
- 5 Drainage Improvements  
Sunnyside Court Storm Sewer Laterals

Major Streets  
Freeways