




6502 Tuskegee Utility

Legend

Stormwater Utilities







Stormdrain Network Structures

-  Detention Pond
-  Pump Station
-  Virtual Junction




Stormdrain Network Structure Labels

Labels

Stormdrain Fittings

-  Drain Node
-  Other
-  Plug
-  Reducer
-  Safety End Treatment
-  Storm Interconnect

Stormdrain Discharge Points

-  Outfall
-  Outfall with BFP
-  Roadside Discharge Point

Stormdrain Inlets

- 

