



C. J. Hensch & Associates Inc.  
5215 Sycamore Ave.

Pasadena, Texas, United States 77503  
(281) 487-5417 denniscox@cjhensch.com

Count Name: EB Northpark at Hidden Pines/  
Woodridge (TUES)  
Site Code: 0  
Start Date: 02/18/2014  
Page No: 1

### Turning Movement Data

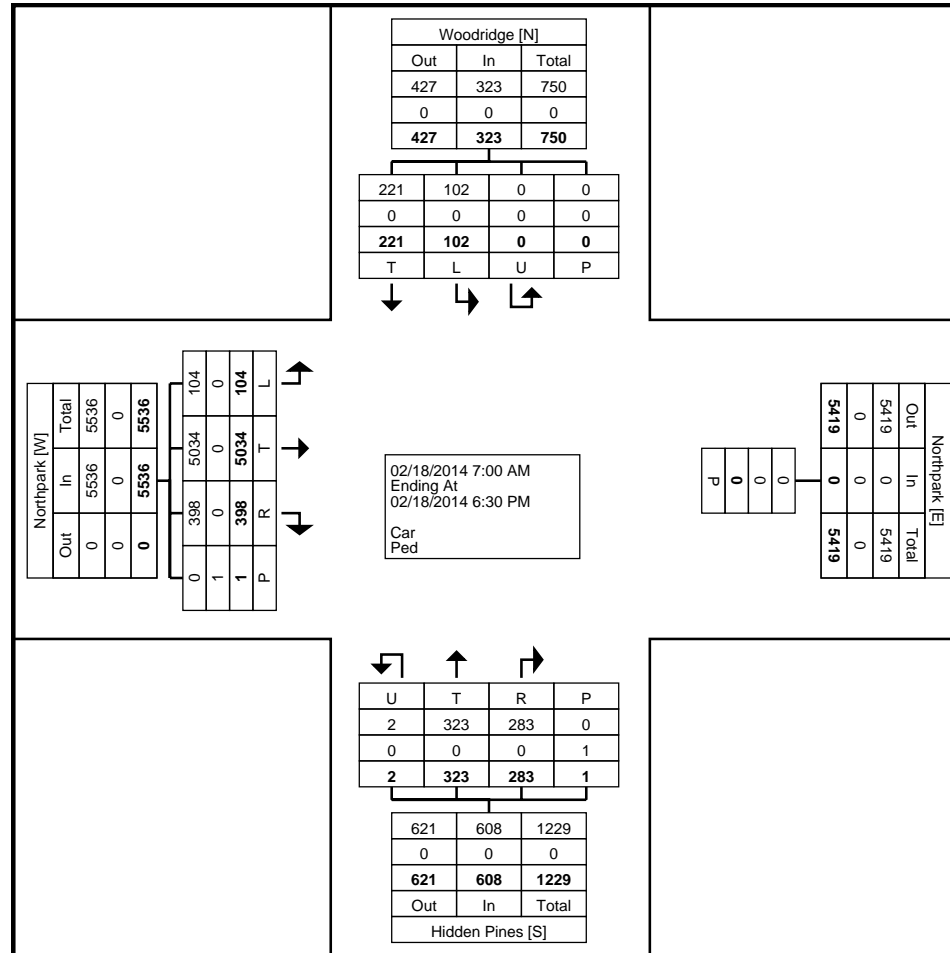
Start Time	Woodridge Southbound					Northpark Westbound		Hidden Pines Northbound					Northpark Eastbound					Int. Total
	Left	Thru	U-Turn	Peds	App. Total	Peds	App. Total	Thru	Right	U-Turn	Peds	App. Total	Left	Thru	Right	Peds	App. Total	
7:00 AM	4	21	0	0	25	0	0	35	58	0	0	93	4	158	11	0	173	291
7:15 AM	3	21	0	0	24	0	0	31	23	0	0	54	5	205	12	0	222	300
7:30 AM	6	6	0	0	12	0	0	44	14	1	0	59	10	209	12	0	231	302
7:45 AM	13	20	0	0	33	0	0	21	11	1	0	33	15	258	14	0	287	353
Hourly Total	26	68	0	0	94	0	0	131	106	2	0	239	34	830	49	0	913	1246
8:00 AM	10	15	0	0	25	0	0	29	17	0	1	46	12	203	11	0	226	297
8:15 AM	5	7	0	0	12	0	0	15	14	0	0	29	15	232	12	1	259	300
8:30 AM	6	4	0	0	10	0	0	14	10	0	0	24	9	177	8	0	194	228
8:45 AM	6	4	0	0	10	0	0	17	18	0	0	35	5	196	6	0	207	252
Hourly Total	27	30	0	0	57	0	0	75	59	0	1	134	41	808	37	1	886	1077
*** BREAK ***	-	-	-	-	-	-	-	-	-	-	-	-	-	-	-	-	-	-
4:30 PM	5	14	0	0	19	0	0	19	17	0	0	36	4	418	36	0	458	513
4:45 PM	9	15	0	0	24	0	0	17	19	0	0	36	5	433	25	0	463	523
Hourly Total	14	29	0	0	43	0	0	36	36	0	0	72	9	851	61	0	921	1036
5:00 PM	9	6	0	0	15	0	0	17	14	0	0	31	3	479	43	0	525	571
5:15 PM	9	19	0	0	28	0	0	6	15	0	0	21	4	441	50	0	495	544
5:30 PM	7	28	0	0	35	0	0	14	20	0	0	34	2	405	51	0	458	527
5:45 PM	4	19	0	0	23	0	0	12	10	0	0	22	4	444	42	0	490	535
Hourly Total	29	72	0	0	101	0	0	49	59	0	0	108	13	1769	186	0	1968	2177
6:00 PM	5	12	0	0	17	0	0	18	14	0	0	32	5	396	32	0	433	482
6:15 PM	1	10	0	0	11	0	0	14	9	0	0	23	2	380	33	0	415	449
Grand Total	102	221	0	0	323	0	0	323	283	2	1	608	104	5034	398	1	5536	6467
Approach %	31.6	68.4	0.0	-	-	-	-	53.1	46.5	0.3	-	-	1.9	90.9	7.2	-	-	-
Total %	1.6	3.4	0.0	-	5.0	-	0.0	5.0	4.4	0.0	-	9.4	1.6	77.8	6.2	-	85.6	-
Car	102	221	0	-	323	-	0	323	283	2	-	608	104	5034	398	-	5536	6467
% Car	100.0	100.0	-	-	100.0	-	-	100.0	100.0	100.0	-	100.0	100.0	100.0	100.0	-	100.0	100.0
Ped	-	-	-	0	-	0	-	-	-	-	1	-	-	-	-	1	-	-
% Ped	-	-	-	-	-	-	-	-	-	-	100.0	-	-	-	-	100.0	-	-



C. J. Hensch & Associates Inc.  
5215 Sycamore Ave.

Pasadena, Texas, United States 77503  
(281) 487-5417 denniscox@cjhensch.com

Count Name: EB Northpark at Hidden Pines/  
Woodridge (TUES)  
Site Code: 0  
Start Date: 02/18/2014  
Page No: 2



Turning Movement Data Plot



C. J. Hensch & Associates Inc.  
5215 Sycamore Ave.

Pasadena, Texas, United States 77503  
(281) 487-5417 denniscox@cjhensch.com

Count Name: EB Northpark at Hidden Pines/  
Woodridge (TUES)  
Site Code: 0  
Start Date: 02/18/2014  
Page No: 3

### Turning Movement Peak Hour Data (7:15 AM)

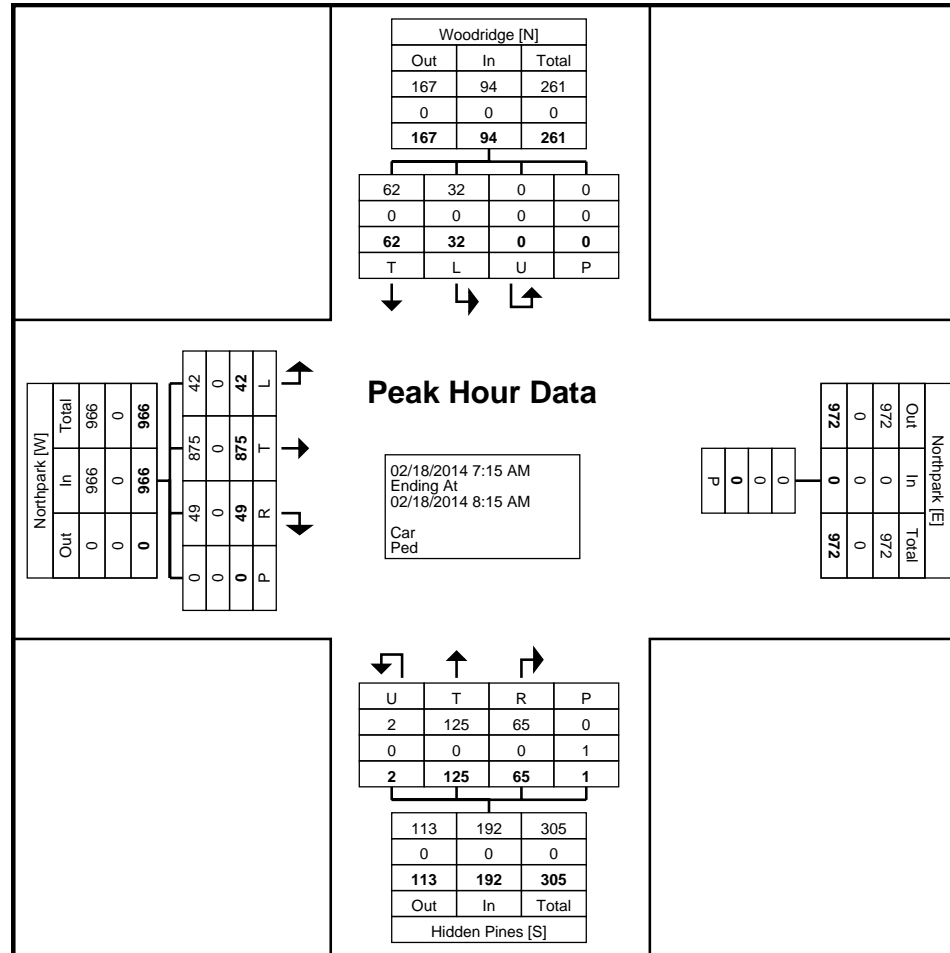
Start Time	Woodridge Southbound					Northpark Westbound		Hidden Pines Northbound					Northpark Eastbound					Int. Total
	Left	Thru	U-Turn	Peds	App. Total	Peds	App. Total	Thru	Right	U-Turn	Peds	App. Total	Left	Thru	Right	Peds	App. Total	
7:15 AM	3	21	0	0	24	0	0	31	23	0	0	54	5	205	12	0	222	300
7:30 AM	6	6	0	0	12	0	0	44	14	1	0	59	10	209	12	0	231	302
7:45 AM	13	20	0	0	33	0	0	21	11	1	0	33	15	258	14	0	287	353
8:00 AM	10	15	0	0	25	0	0	29	17	0	1	46	12	203	11	0	226	297
Total	32	62	0	0	94	0	0	125	65	2	1	192	42	875	49	0	966	1252
Approach %	34.0	66.0	0.0	-	-	-	-	65.1	33.9	1.0	-	-	4.3	90.6	5.1	-	-	-
Total %	2.6	5.0	0.0	-	7.5	-	0.0	10.0	5.2	0.2	-	15.3	3.4	69.9	3.9	-	77.2	-
PHF	0.615	0.738	0.000	-	0.712	-	0.000	0.710	0.707	0.500	-	0.814	0.700	0.848	0.875	-	0.841	0.887
Car	32	62	0	-	94	-	0	125	65	2	-	192	42	875	49	-	966	1252
% Car	100.0	100.0	-	-	100.0	-	-	100.0	100.0	100.0	-	100.0	100.0	100.0	100.0	-	100.0	100.0
Ped	-	-	-	0	-	0	-	-	-	-	1	-	-	-	-	0	-	-
% Ped	-	-	-	-	-	-	-	-	-	-	100.0	-	-	-	-	-	-	-



C. J. Hensch & Associates Inc.  
5215 Sycamore Ave.

Pasadena, Texas, United States 77503  
(281) 487-5417 denniscox@cjhensch.com

Count Name: EB Northpark at Hidden Pines/  
Woodridge (TUES)  
Site Code: 0  
Start Date: 02/18/2014  
Page No: 4



Turning Movement Peak Hour Data Plot (7:15 AM)

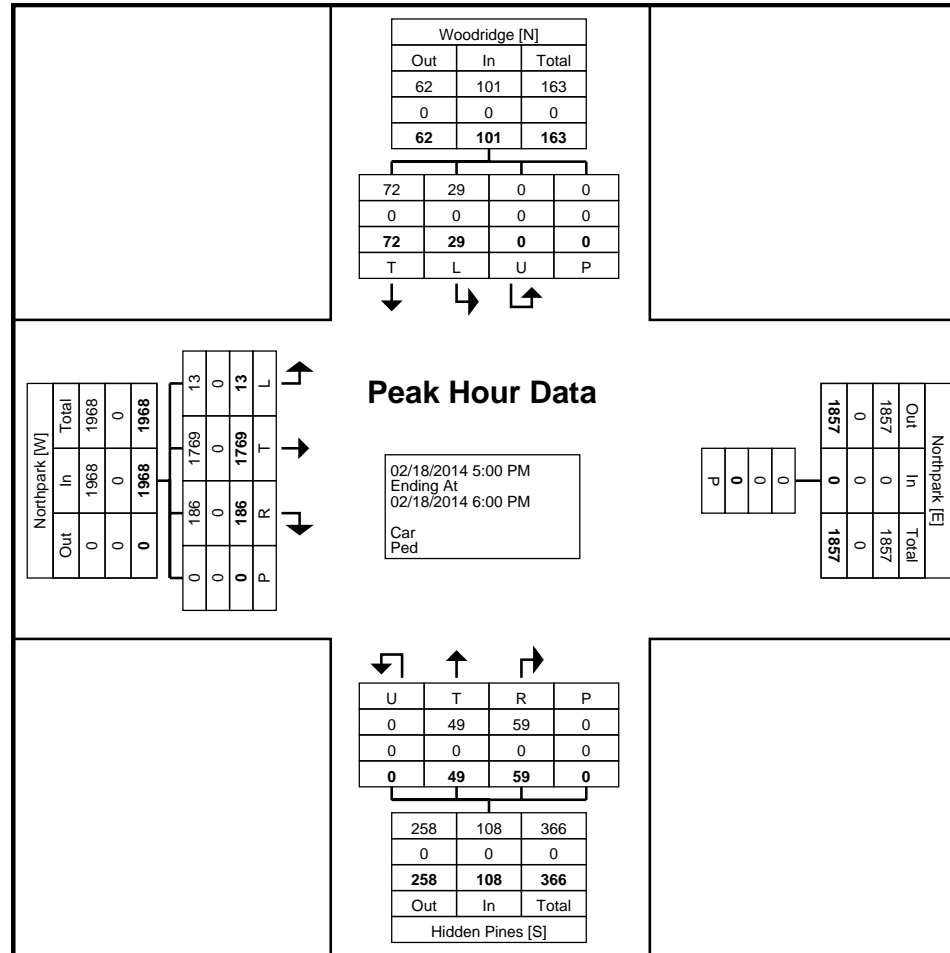




C. J. Hensch & Associates Inc.  
5215 Sycamore Ave.

Pasadena, Texas, United States 77503  
(281) 487-5417 denniscox@cjhensch.com

Count Name: EB Northpark at Hidden Pines/  
Woodridge (TUES)  
Site Code: 0  
Start Date: 02/18/2014  
Page No: 6



Turning Movement Peak Hour Data Plot (5:00 PM)



C. J. Hensch & Associates Inc.  
5215 Sycamore Ave.

Pasadena, Texas, United States 77503  
(281) 487-5417 denniscox@cjhensch.com

Count Name: EB Northpark at Hidden Pines/  
Woodridge (TUES)  
Site Code: 0  
Start Date: 02/18/2014  
Page No: 7

14-104

gunda



C. J. Hensch & Associates Inc.  
 5215 Sycamore Ave.  
 Pasadena, Texas, United States 77503  
 (281) 487-5417 denniscox@cjhensch.com

Count Name: EB Northpark Dr at Hidden Pines-  
 Woodridge Pkwy  
 Site Code: 0  
 Start Date: 02/16/2014  
 Page No: 1

### Turning Movement Data

Start Time	Woodridge Pkwy Southbound					Northpark Westbound		Hidden Pines Northbound					Northpark Eastbound					Int. Total
	Left	Thru	U-Turn	Peds	App. Total	Peds	App. Total	Thru	Right	U-Turn	Peds	App. Total	Left	Thru	Right	Peds	App. Total	
8:00 AM	69	8	0	0	77	0	0	11	6	0	0	17	1	88	7	0	96	190
8:15 AM	4	6	0	0	10	0	0	12	8	0	0	20	9	88	9	0	106	136
8:30 AM	6	5	0	0	11	0	0	22	9	0	0	31	23	103	4	0	130	172
8:45 AM	3	4	0	0	7	0	0	24	8	0	0	32	49	100	8	0	157	196
Hourly Total	82	23	0	0	105	0	0	69	31	0	0	100	82	379	28	0	489	694
9:00 AM	5	6	0	0	11	0	0	15	11	0	2	26	15	135	9	0	159	196
9:15 AM	2	8	0	0	10	0	0	16	20	0	0	36	4	110	4	0	118	164
9:30 AM	3	6	0	0	9	0	0	15	13	0	0	28	7	110	13	0	130	167
9:45 AM	11	7	0	0	18	0	0	24	11	0	0	35	8	133	10	0	151	204
Hourly Total	21	27	0	0	48	0	0	70	55	0	2	125	34	488	36	0	558	731
10:00 AM	105	14	0	0	119	1	0	22	14	0	1	36	5	161	12	0	178	333
10:15 AM	123	37	0	0	160	1	0	17	9	0	0	26	22	184	12	0	218	404
10:30 AM	13	7	0	0	20	0	0	21	12	0	0	33	41	179	8	0	228	281
10:45 AM	11	6	1	0	18	0	0	33	10	0	0	43	66	206	14	0	286	347
Hourly Total	252	64	1	0	317	2	0	93	45	0	1	138	134	730	46	0	910	1365
11:00 AM	7	7	0	0	14	0	0	18	5	0	0	23	21	188	11	0	220	257
11:15 AM	7	8	1	0	16	0	0	25	4	0	0	29	7	223	13	0	243	288
11:30 AM	8	8	0	0	16	0	0	23	10	0	0	33	5	196	16	0	217	266
11:45 AM	5	10	0	0	15	0	0	29	15	0	0	44	8	197	18	0	223	282
Hourly Total	27	33	1	0	61	0	0	95	34	0	0	129	41	804	58	0	903	1093
12:00 PM	33	13	0	0	46	0	0	25	10	0	1	35	3	238	27	0	268	349
12:15 PM	135	37	0	0	172	0	0	23	12	0	0	35	11	271	21	0	303	510
12:30 PM	112	57	0	0	169	0	0	16	15	0	0	31	31	241	29	0	301	501
12:45 PM	55	22	0	0	77	0	0	15	10	0	2	25	72	352	43	0	467	569
Hourly Total	335	129	0	0	464	0	0	79	47	0	3	126	117	1102	120	0	1339	1929
1:00 PM	10	14	0	0	24	0	0	22	14	0	2	36	26	252	23	0	301	361
1:15 PM	1	14	0	0	15	0	0	20	11	0	1	31	10	286	21	0	317	363
1:30 PM	7	12	0	0	19	0	0	22	13	0	0	35	9	225	24	0	258	312
1:45 PM	5	9	0	0	14	0	0	31	20	0	1	51	5	311	21	0	337	402
Hourly Total	23	49	0	0	72	0	0	95	58	0	4	153	50	1074	89	0	1213	1438
Grand Total	740	325	2	0	1067	2	0	501	270	0	10	771	458	4577	377	0	5412	7250
Approach %	69.4	30.5	0.2	-	-	-	-	65.0	35.0	0.0	-	-	8.5	84.6	7.0	-	-	-
Total %	10.2	4.5	0.0	-	14.7	-	0.0	6.9	3.7	0.0	-	10.6	6.3	63.1	5.2	-	74.6	-
Car	740	325	2	-	1067	-	0	501	270	0	-	771	458	4577	377	-	5412	7250
% Car	100.0	100.0	100.0	-	100.0	-	-	100.0	100.0	-	-	100.0	100.0	100.0	100.0	-	100.0	100.0
Ped	-	-	-	0	-	2	-	-	-	-	10	-	-	-	-	0	-	-
% Ped	-	-	-	-	-	100.0	-	-	-	-	100.0	-	-	-	-	-	-	-

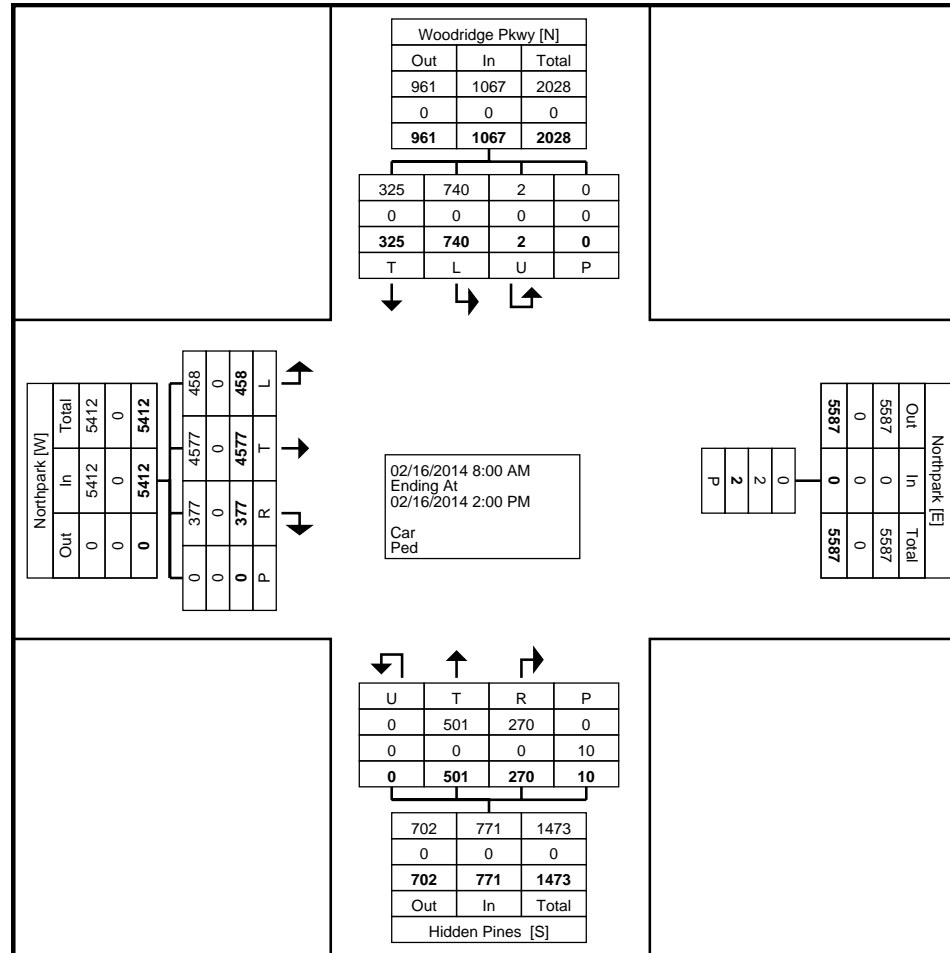




C. J. Hensch & Associates Inc.  
5215 Sycamore Ave.

Pasadena, Texas, United States 77503  
(281) 487-5417 denniscox@cjhensch.com

Count Name: EB Northpark Dr at Hidden Pines-  
Woodridge Pkwy  
Site Code: 0  
Start Date: 02/16/2014  
Page No: 2



Turning Movement Data Plot



C. J. Hensch & Associates Inc.  
5215 Sycamore Ave.

Pasadena, Texas, United States 77503  
(281) 487-5417 denniscox@cjhensch.com

Count Name: EB Northpark Dr at Hidden Pines-  
Woodridge Pkwy  
Site Code: 0  
Start Date: 02/16/2014  
Page No: 3

### Turning Movement Peak Hour Data (10:00 AM)

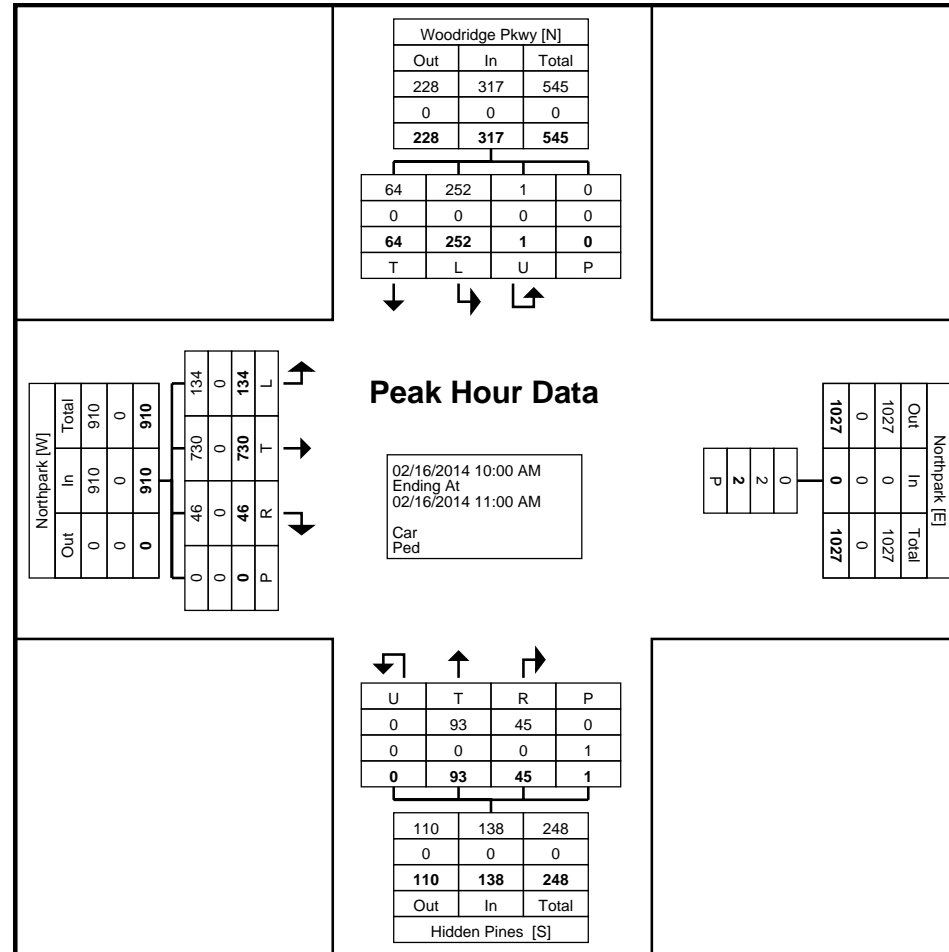
Start Time	Woodridge Pkwy Southbound					Northpark Westbound		Hidden Pines Northbound					Northpark Eastbound					Int. Total
	Left	Thru	U-Turn	Peds	App. Total	Peds	App. Total	Thru	Right	U-Turn	Peds	App. Total	Left	Thru	Right	Peds	App. Total	
10:00 AM	105	14	0	0	119	1	0	22	14	0	1	36	5	161	12	0	178	333
10:15 AM	123	37	0	0	160	1	0	17	9	0	0	26	22	184	12	0	218	404
10:30 AM	13	7	0	0	20	0	0	21	12	0	0	33	41	179	8	0	228	281
10:45 AM	11	6	1	0	18	0	0	33	10	0	0	43	66	206	14	0	286	347
Total	252	64	1	0	317	2	0	93	45	0	1	138	134	730	46	0	910	1365
Approach %	79.5	20.2	0.3	-	-	-	-	67.4	32.6	0.0	-	-	14.7	80.2	5.1	-	-	-
Total %	18.5	4.7	0.1	-	23.2	-	0.0	6.8	3.3	0.0	-	10.1	9.8	53.5	3.4	-	66.7	-
PHF	0.512	0.432	0.250	-	0.495	-	0.000	0.705	0.804	0.000	-	0.802	0.508	0.886	0.821	-	0.795	0.845
Car	252	64	1	-	317	-	0	93	45	0	-	138	134	730	46	-	910	1365
% Car	100.0	100.0	100.0	-	100.0	-	-	100.0	100.0	-	-	100.0	100.0	100.0	100.0	-	100.0	100.0
Ped	-	-	-	0	-	2	-	-	-	-	1	-	-	-	-	0	-	-
% Ped	-	-	-	-	-	100.0	-	-	-	-	100.0	-	-	-	-	-	-	-



C. J. Hensch & Associates Inc.  
5215 Sycamore Ave.

Pasadena, Texas, United States 77503  
(281) 487-5417 denniscox@cjhensch.com

Count Name: EB Northpark Dr at Hidden Pines-  
Woodridge Pkwy  
Site Code: 0  
Start Date: 02/16/2014  
Page No: 4



Turning Movement Peak Hour Data Plot (10:00 AM)



C. J. Hensch & Associates Inc.  
5215 Sycamore Ave.

Pasadena, Texas, United States 77503  
(281) 487-5417 denniscox@cjhensch.com

Count Name: EB Northpark Dr at Hidden Pines-  
Woodridge Pkwy  
Site Code: 0  
Start Date: 02/16/2014  
Page No: 5

### Turning Movement Peak Hour Data (12:15 PM)

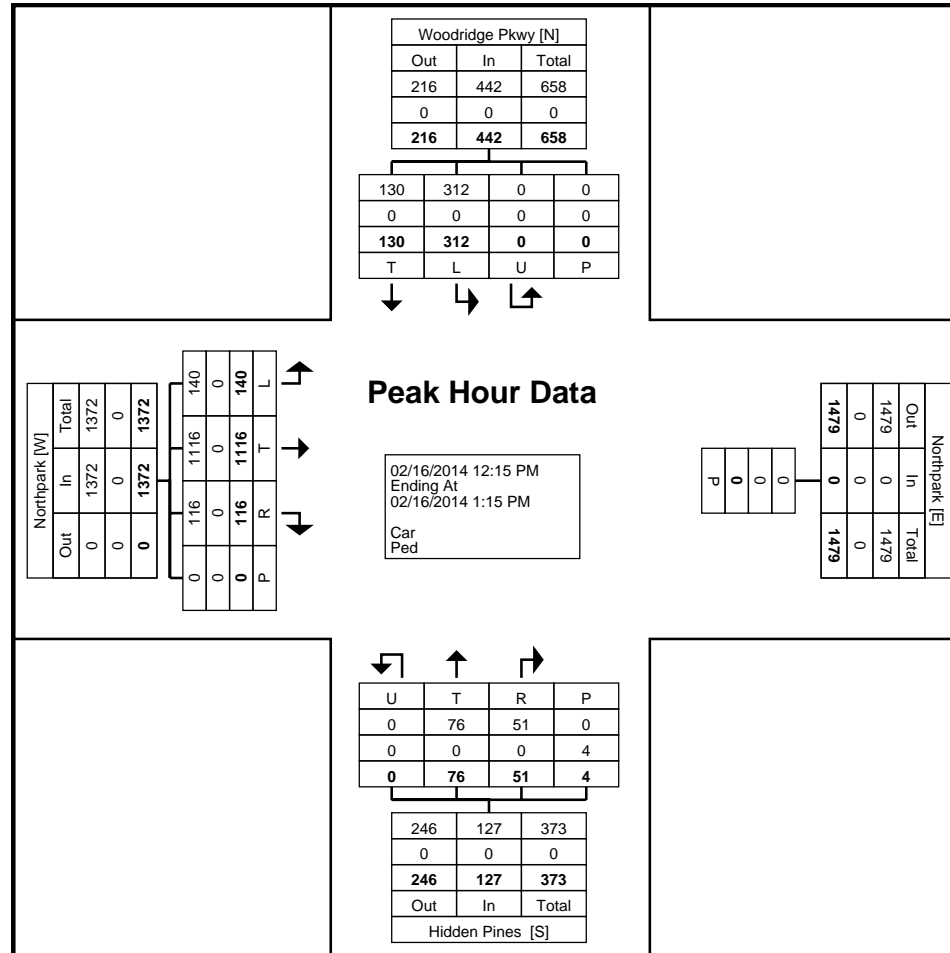
Start Time	Woodridge Pkwy Southbound					Northpark Westbound		Hidden Pines Northbound					Northpark Eastbound					Int. Total
	Left	Thru	U-Turn	Peds	App. Total	Peds	App. Total	Thru	Right	U-Turn	Peds	App. Total	Left	Thru	Right	Peds	App. Total	
12:15 PM	135	37	0	0	172	0	0	23	12	0	0	35	11	271	21	0	303	510
12:30 PM	112	57	0	0	169	0	0	16	15	0	0	31	31	241	29	0	301	501
12:45 PM	55	22	0	0	77	0	0	15	10	0	2	25	72	352	43	0	467	569
1:00 PM	10	14	0	0	24	0	0	22	14	0	2	36	26	252	23	0	301	361
Total	312	130	0	0	442	0	0	76	51	0	4	127	140	1116	116	0	1372	1941
Approach %	70.6	29.4	0.0	-	-	-	-	59.8	40.2	0.0	-	-	10.2	81.3	8.5	-	-	-
Total %	16.1	6.7	0.0	-	22.8	-	0.0	3.9	2.6	0.0	-	6.5	7.2	57.5	6.0	-	70.7	-
PHF	0.578	0.570	0.000	-	0.642	-	0.000	0.826	0.850	0.000	-	0.882	0.486	0.793	0.674	-	0.734	0.853
Car	312	130	0	-	442	-	0	76	51	0	-	127	140	1116	116	-	1372	1941
% Car	100.0	100.0	-	-	100.0	-	-	100.0	100.0	-	-	100.0	100.0	100.0	100.0	-	100.0	100.0
Ped	-	-	-	0	-	0	-	-	-	-	4	-	-	-	-	0	-	-
% Ped	-	-	-	-	-	-	-	-	-	-	100.0	-	-	-	-	-	-	-



C. J. Hensch & Associates Inc.  
5215 Sycamore Ave.

Pasadena, Texas, United States 77503  
(281) 487-5417 denniscox@cjhensch.com

Count Name: EB Northpark Dr at Hidden Pines-  
Woodridge Pkwy  
Site Code: 0  
Start Date: 02/16/2014  
Page No: 6



Turning Movement Peak Hour Data Plot (12:15 PM)



C. J. Hensch & Associates Inc.  
5215 Sycamore Ave.

Pasadena, Texas, United States 77503  
(281) 487-5417 denniscox@cjhensch.com

Count Name: EB Northpark Dr at Hidden Pines-  
Woodridge Pkwy  
Site Code: 0  
Start Date: 02/16/2014  
Page No: 7

14-104

gunda



C. J. Hensch & Associates Inc.  
5215 Sycamore Ave.

Pasadena, Texas, United States 77503  
(281) 487-5417 denniscox@cjhensch.com

Count Name: EB Northpark Dr at Rock Springs  
Site Code: 17  
Start Date: 02/18/2014  
Page No: 1

### Turning Movement Data

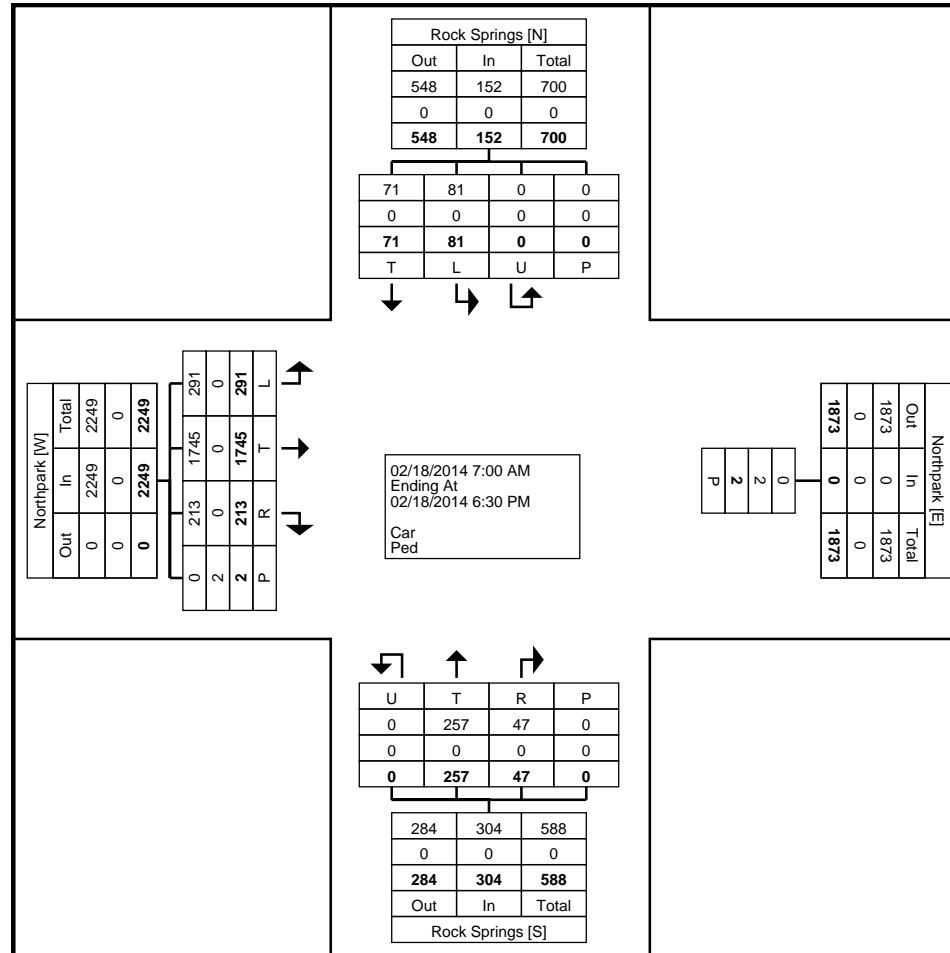
Start Time	Rock Springs Southbound					Northpark Westbound		Rock Springs Northbound					Northpark Eastbound					Int. Total
	Left	Thru	U-Turn	Peds	App. Total	Peds	App. Total	Thru	Right	U-Turn	Peds	App. Total	Left	Thru	Right	Peds	App. Total	
7:00 AM	0	2	0	0	2	0	0	19	1	0	0	20	12	41	6	0	59	81
7:15 AM	7	3	0	0	10	0	0	23	5	0	0	28	25	77	5	0	107	145
7:30 AM	10	6	0	0	16	0	0	25	6	0	0	31	25	62	8	0	95	142
7:45 AM	19	12	0	0	31	0	0	23	4	0	0	27	18	46	12	1	76	134
Hourly Total	36	23	0	0	59	0	0	90	16	0	0	106	80	226	31	1	337	502
8:00 AM	8	4	0	0	12	0	0	25	2	0	0	27	8	65	9	0	82	121
8:15 AM	5	0	0	0	5	0	0	16	3	0	0	19	8	58	5	0	71	95
8:30 AM	2	1	0	0	3	1	0	11	3	0	0	14	14	71	6	0	91	108
8:45 AM	1	0	0	0	1	0	0	15	0	0	0	15	4	48	6	0	58	74
Hourly Total	16	5	0	0	21	1	0	67	8	0	0	75	34	242	26	0	302	398
*** BREAK ***	-	-	-	-	-	-	-	-	-	-	-	-	-	-	-	-	-	-
4:30 PM	6	7	0	0	13	0	0	10	1	0	0	11	16	142	21	0	179	203
4:45 PM	8	4	0	0	12	0	0	9	2	0	0	11	19	157	20	0	196	219
Hourly Total	14	11	0	0	25	0	0	19	3	0	0	22	35	299	41	0	375	422
5:00 PM	5	3	0	0	8	1	0	21	2	0	0	23	27	167	20	0	214	245
5:15 PM	4	7	0	0	11	0	0	6	3	0	0	9	12	152	17	0	181	201
5:30 PM	0	3	0	0	3	0	0	11	5	0	0	16	24	154	19	0	197	216
5:45 PM	3	8	0	0	11	0	0	14	5	0	0	19	29	171	24	1	224	254
Hourly Total	12	21	0	0	33	1	0	52	15	0	0	67	92	644	80	1	816	916
6:00 PM	1	2	0	0	3	0	0	17	4	0	0	21	29	172	24	0	225	249
6:15 PM	2	9	0	0	11	0	0	12	1	0	0	13	21	162	11	0	194	218
Grand Total	81	71	0	0	152	2	0	257	47	0	0	304	291	1745	213	2	2249	2705
Approach %	53.3	46.7	0.0	-	-	-	-	84.5	15.5	0.0	-	-	12.9	77.6	9.5	-	-	-
Total %	3.0	2.6	0.0	-	5.6	-	0.0	9.5	1.7	0.0	-	11.2	10.8	64.5	7.9	-	83.1	-
Car	81	71	0	-	152	-	0	257	47	0	-	304	291	1745	213	-	2249	2705
% Car	100.0	100.0	-	-	100.0	-	-	100.0	100.0	-	-	100.0	100.0	100.0	100.0	-	100.0	100.0
Ped	-	-	-	0	-	2	-	-	-	-	0	-	-	-	-	2	-	-
% Ped	-	-	-	-	-	100.0	-	-	-	-	-	-	-	-	-	100.0	-	-



C. J. Hensch & Associates Inc.  
5215 Sycamore Ave.

Pasadena, Texas, United States 77503  
(281) 487-5417 denniscox@cjhensch.com

Count Name: EB Northpark Dr at Rock Springs  
Site Code: 17  
Start Date: 02/18/2014  
Page No: 2



Turning Movement Data Plot





C. J. Hensch & Associates Inc.  
5215 Sycamore Ave.

Pasadena, Texas, United States 77503  
(281) 487-5417 denniscox@cjhensch.com

Count Name: EB Northpark Dr at Rock Springs  
Site Code: 17  
Start Date: 02/18/2014  
Page No: 3

### Turning Movement Peak Hour Data (7:15 AM)

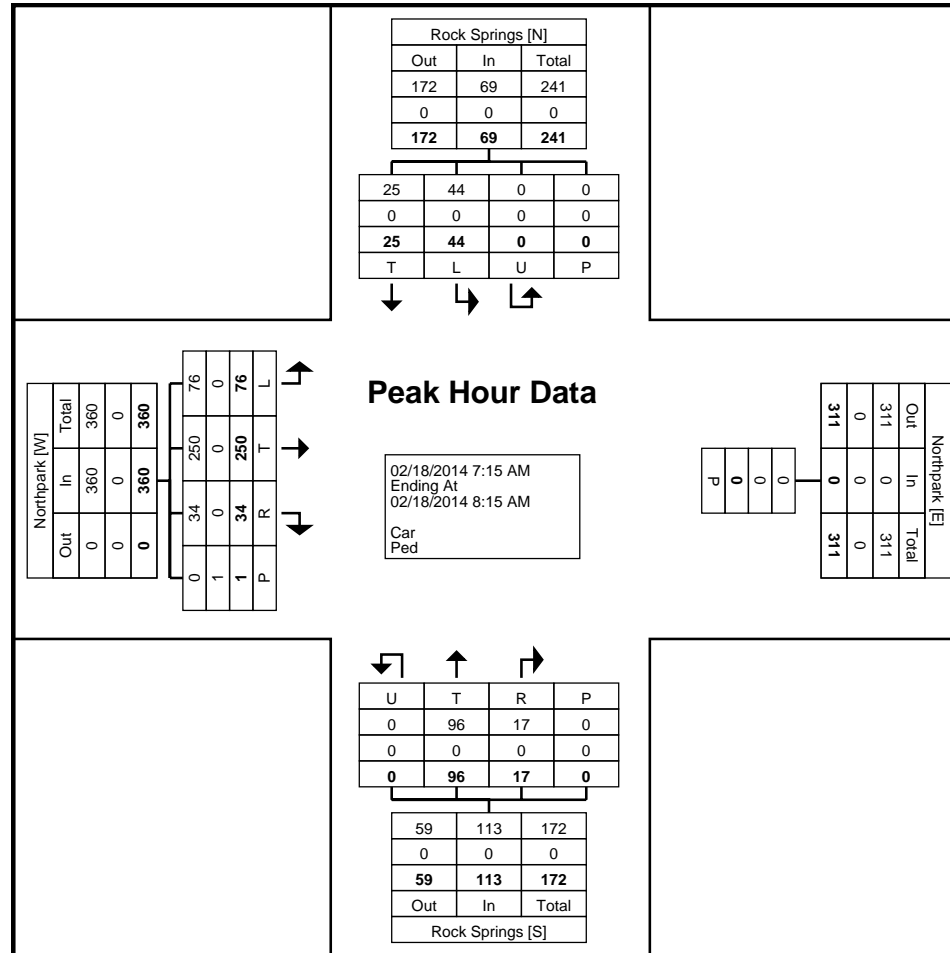
Start Time	Rock Springs Southbound					Northpark Westbound		Rock Springs Northbound					Northpark Eastbound					Int. Total
	Left	Thru	U-Turn	Peds	App. Total	Peds	App. Total	Thru	Right	U-Turn	Peds	App. Total	Left	Thru	Right	Peds	App. Total	
7:15 AM	7	3	0	0	10	0	0	23	5	0	0	28	25	77	5	0	107	145
7:30 AM	10	6	0	0	16	0	0	25	6	0	0	31	25	62	8	0	95	142
7:45 AM	19	12	0	0	31	0	0	23	4	0	0	27	18	46	12	1	76	134
8:00 AM	8	4	0	0	12	0	0	25	2	0	0	27	8	65	9	0	82	121
Total	44	25	0	0	69	0	0	96	17	0	0	113	76	250	34	1	360	542
Approach %	63.8	36.2	0.0	-	-	-	-	85.0	15.0	0.0	-	-	21.1	69.4	9.4	-	-	-
Total %	8.1	4.6	0.0	-	12.7	-	0.0	17.7	3.1	0.0	-	20.8	14.0	46.1	6.3	-	66.4	-
PHF	0.579	0.521	0.000	-	0.556	-	0.000	0.960	0.708	0.000	-	0.911	0.760	0.812	0.708	-	0.841	0.934
Car	44	25	0	-	69	-	0	96	17	0	-	113	76	250	34	-	360	542
% Car	100.0	100.0	-	-	100.0	-	-	100.0	100.0	-	-	100.0	100.0	100.0	100.0	-	100.0	100.0
Ped	-	-	-	0	-	0	-	-	-	-	0	-	-	-	-	1	-	-
% Ped	-	-	-	-	-	-	-	-	-	-	-	-	-	-	-	100.0	-	-



C. J. Hensch & Associates Inc.  
5215 Sycamore Ave.

Pasadena, Texas, United States 77503  
(281) 487-5417 denniscox@cjhensch.com

Count Name: EB Northpark Dr at Rock Springs  
Site Code: 17  
Start Date: 02/18/2014  
Page No: 4



Turning Movement Peak Hour Data Plot (7:15 AM)



C. J. Hensch & Associates Inc.  
5215 Sycamore Ave.

Pasadena, Texas, United States 77503  
(281) 487-5417 denniscox@cjhensch.com

Count Name: EB Northpark Dr at Rock Springs  
Site Code: 17  
Start Date: 02/18/2014  
Page No: 5

### Turning Movement Peak Hour Data (5:30 PM)

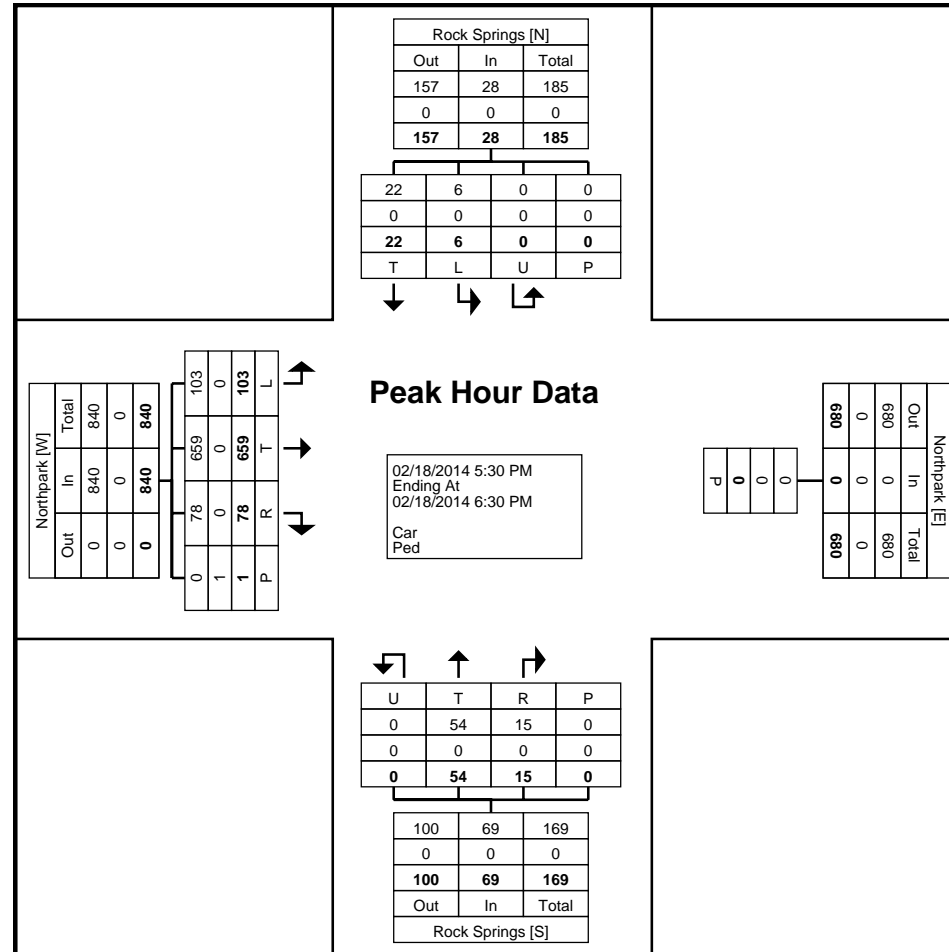
Start Time	Rock Springs Southbound					Northpark Westbound		Rock Springs Northbound					Northpark Eastbound					Int. Total
	Left	Thru	U-Turn	Peds	App. Total	Peds	App. Total	Thru	Right	U-Turn	Peds	App. Total	Left	Thru	Right	Peds	App. Total	
5:30 PM	0	3	0	0	3	0	0	11	5	0	0	16	24	154	19	0	197	216
5:45 PM	3	8	0	0	11	0	0	14	5	0	0	19	29	171	24	1	224	254
6:00 PM	1	2	0	0	3	0	0	17	4	0	0	21	29	172	24	0	225	249
6:15 PM	2	9	0	0	11	0	0	12	1	0	0	13	21	162	11	0	194	218
Total	6	22	0	0	28	0	0	54	15	0	0	69	103	659	78	1	840	937
Approach %	21.4	78.6	0.0	-	-	-	-	78.3	21.7	0.0	-	-	12.3	78.5	9.3	-	-	-
Total %	0.6	2.3	0.0	-	3.0	-	0.0	5.8	1.6	0.0	-	7.4	11.0	70.3	8.3	-	89.6	-
PHF	0.500	0.611	0.000	-	0.636	-	0.000	0.794	0.750	0.000	-	0.821	0.888	0.958	0.813	-	0.933	0.922
Car	6	22	0	-	28	-	0	54	15	0	-	69	103	659	78	-	840	937
% Car	100.0	100.0	-	-	100.0	-	-	100.0	100.0	-	-	100.0	100.0	100.0	100.0	-	100.0	100.0
Ped	-	-	-	0	-	0	-	-	-	-	0	-	-	-	-	1	-	-
% Ped	-	-	-	-	-	-	-	-	-	-	-	-	-	-	-	100.0	-	-



C. J. Hensch & Associates Inc.  
5215 Sycamore Ave.

Pasadena, Texas, United States 77503  
(281) 487-5417 denniscox@cjhensch.com

Count Name: EB Northpark Dr at Rock Springs  
Site Code: 17  
Start Date: 02/18/2014  
Page No: 6



Turning Movement Peak Hour Data Plot (5:30 PM)



C. J. Hensch & Associates Inc.  
5215 Sycamore Ave.

Pasadena, Texas, United States 77503  
(281) 487-5417 denniscox@cjhensch.com

Count Name: EB Northpark Dr at Rock Springs  
Site Code: 17  
Start Date: 02/18/2014  
Page No: 7

14-104

gundA



C. J. Hensch & Associates Inc.  
5215 Sycamore Ave.

Pasadena, Texas, United States 77503  
(281) 487-5417 denniscox@cjhensch.com

Count Name: Hamblen at Forest Cove Dr  
Site Code: 25  
Start Date: 02/18/2014  
Page No: 1

### Turning Movement Data

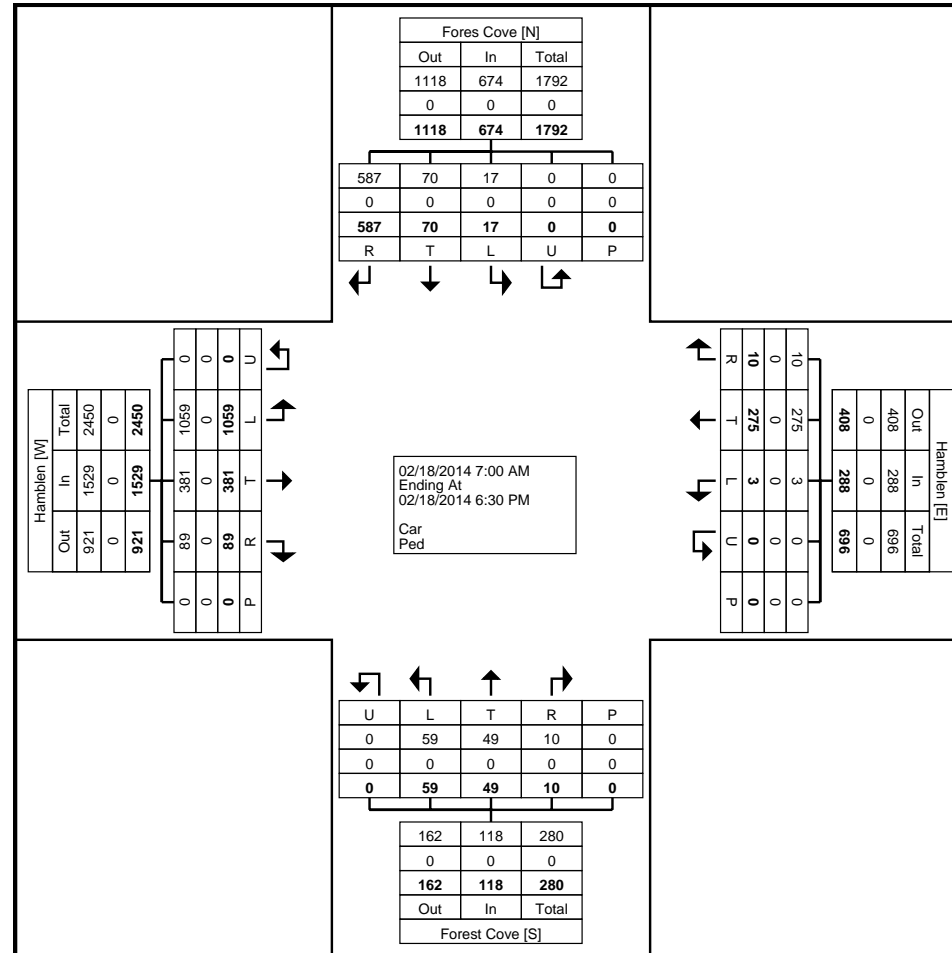
Start Time	Fores Cove Southbound						Hamblen Westbound						Forest Cove Northbound						Hamblen Eastbound						Int. Total
	Left	Thru	Right	U-Turn	Peds	App. Total	Left	Thru	Right	U-Turn	Peds	App. Total	Left	Thru	Right	U-Turn	Peds	App. Total	Left	Thru	Right	U-Turn	Peds	App. Total	
7:00 AM	0	1	55	0	0	56	0	12	1	0	0	13	2	1	0	0	0	3	5	9	0	0	0	14	86
7:15 AM	2	1	57	0	0	60	0	14	0	0	0	14	4	3	0	0	0	7	14	15	1	0	0	30	111
7:30 AM	0	3	55	0	0	58	0	13	0	0	0	13	4	6	0	0	0	10	13	17	2	0	0	32	113
7:45 AM	1	5	72	0	0	78	0	22	0	0	0	22	5	2	1	0	0	8	21	10	1	0	0	32	140
Hourly Total	3	10	239	0	0	252	0	61	1	0	0	62	15	12	1	0	0	28	53	51	4	0	0	108	450
8:00 AM	0	3	76	0	0	79	0	26	2	0	0	28	1	1	0	0	0	2	19	16	3	0	0	38	147
8:15 AM	0	5	45	0	0	50	1	20	1	0	0	22	3	2	0	0	0	5	11	14	0	0	0	25	102
8:30 AM	2	6	49	0	0	57	0	28	0	0	0	28	3	2	1	0	0	6	11	22	1	0	0	34	125
8:45 AM	0	2	38	0	0	40	0	36	0	0	0	36	3	0	1	0	0	4	20	31	0	0	0	51	131
Hourly Total	2	16	208	0	0	226	1	110	3	0	0	114	10	5	2	0	0	17	61	83	4	0	0	148	505
*** BREAK ***	-	-	-	-	-	-	-	-	-	-	-	-	-	-	-	-	-	-	-	-	-	-	-	-	-
4:30 PM	2	4	23	0	0	29	0	15	0	0	0	15	2	3	0	0	0	5	74	16	6	0	0	96	145
4:45 PM	3	1	8	0	0	12	0	13	1	0	0	14	3	5	0	0	0	8	105	30	4	0	0	139	173
Hourly Total	5	5	31	0	0	41	0	28	1	0	0	29	5	8	0	0	0	13	179	46	10	0	0	235	318
5:00 PM	3	8	13	0	0	24	1	20	2	0	0	23	6	4	2	0	0	12	142	30	1	0	0	173	232
5:15 PM	1	3	20	0	0	24	0	18	0	0	0	18	4	1	0	0	0	5	145	35	8	0	0	188	235
5:30 PM	0	6	11	0	0	17	1	2	0	0	0	3	3	7	0	0	0	10	129	39	6	0	0	174	204
5:45 PM	0	11	19	0	0	30	0	12	0	0	0	12	5	4	2	0	0	11	121	34	18	0	0	173	226
Hourly Total	4	28	63	0	0	95	2	52	2	0	0	56	18	16	4	0	0	38	537	138	33	0	0	708	897
6:00 PM	2	7	25	0	0	34	0	17	2	0	0	19	4	4	1	0	0	9	125	32	19	0	0	176	238
6:15 PM	1	4	21	0	0	26	0	7	1	0	0	8	7	4	2	0	0	13	104	31	19	0	0	154	201
Grand Total	17	70	587	0	0	674	3	275	10	0	0	288	59	49	10	0	0	118	1059	381	89	0	0	1529	2609
Approach %	2.5	10.4	87.1	0.0	-	-	1.0	95.5	3.5	0.0	-	-	50.0	41.5	8.5	0.0	-	-	69.3	24.9	5.8	0.0	-	-	-
Total %	0.7	2.7	22.5	0.0	-	25.8	0.1	10.5	0.4	0.0	-	11.0	2.3	1.9	0.4	0.0	-	4.5	40.6	14.6	3.4	0.0	-	58.6	-
Car	17	70	587	0	-	674	3	275	10	0	-	288	59	49	10	0	-	118	1059	381	89	0	-	1529	2609
% Car	100.0	100.0	100.0	-	-	100.0	100.0	100.0	100.0	-	-	100.0	100.0	100.0	100.0	-	-	100.0	100.0	100.0	100.0	-	-	100.0	100.0
Ped	-	-	-	-	0	-	-	-	-	-	0	-	-	-	-	-	0	-	-	-	-	-	0	-	-
% Ped	-	-	-	-	-	-	-	-	-	-	-	-	-	-	-	-	-	-	-	-	-	-	-	-	-



C. J. Hensch & Associates Inc.  
5215 Sycamore Ave.

Pasadena, Texas, United States 77503  
(281) 487-5417 denniscox@cjhensch.com

Count Name: Hamblen at Forest Cove Dr  
Site Code: 25  
Start Date: 02/18/2014  
Page No: 2



Turning Movement Data Plot



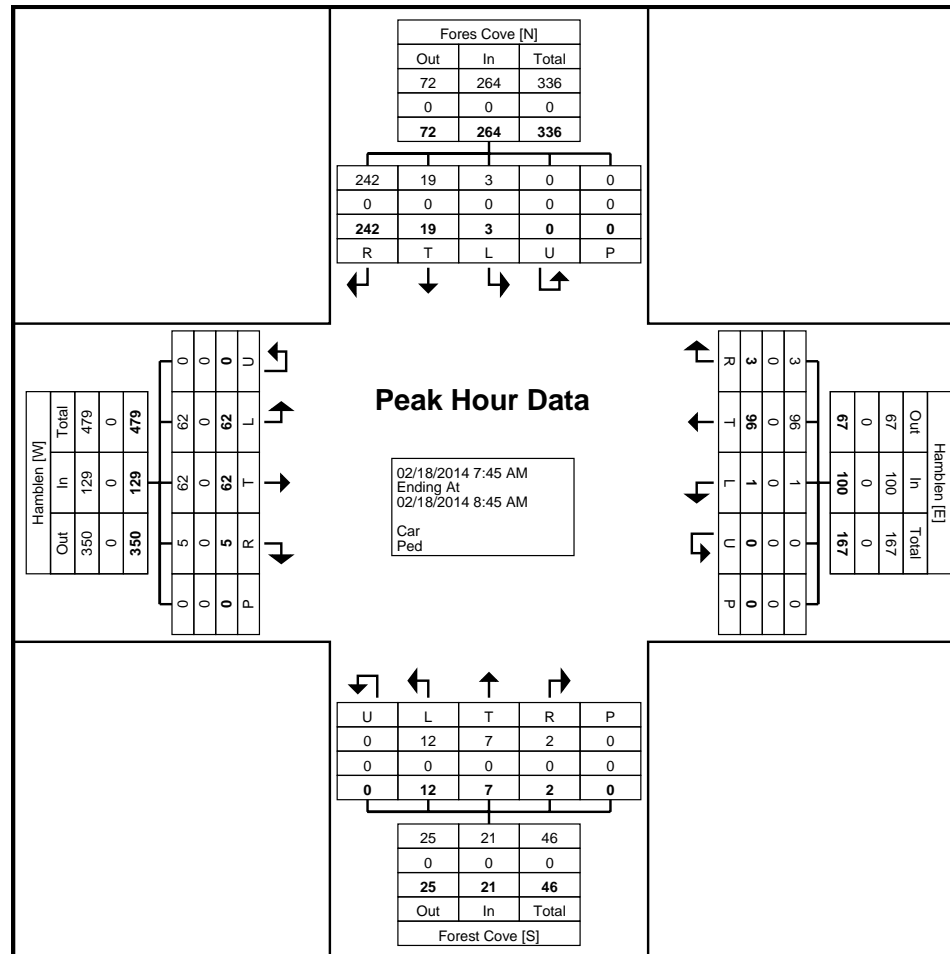




C. J. Hensch & Associates Inc.  
5215 Sycamore Ave.

Pasadena, Texas, United States 77503  
(281) 487-5417 denniscox@cjhensch.com

Count Name: Hamblen at Forest Cove Dr  
Site Code: 25  
Start Date: 02/18/2014  
Page No: 4



Turning Movement Peak Hour Data Plot (7:45 AM)

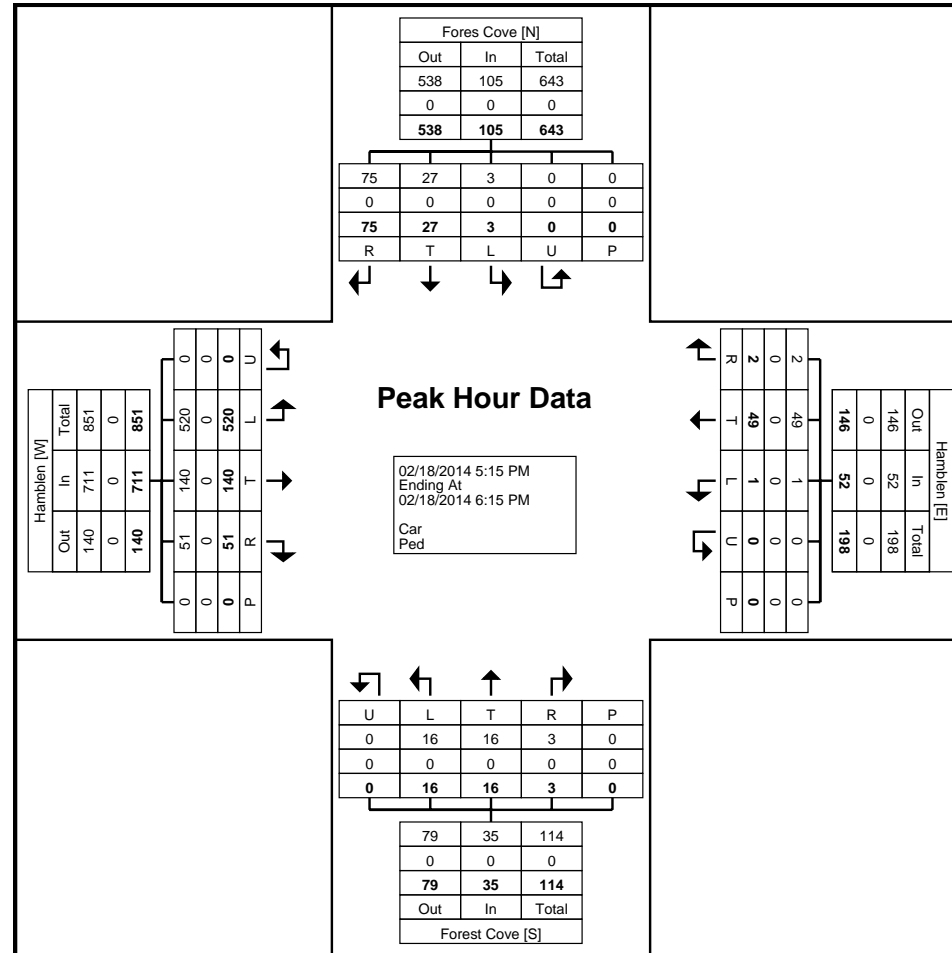




C. J. Hensch & Associates Inc.  
5215 Sycamore Ave.

Pasadena, Texas, United States 77503  
(281) 487-5417 denniscox@cjhensch.com

Count Name: Hamblen at Forest Cove Dr  
Site Code: 25  
Start Date: 02/18/2014  
Page No: 6



Turning Movement Peak Hour Data Plot (5:15 PM)



C. J. Hensch & Associates Inc.  
5215 Sycamore Ave.

Pasadena, Texas, United States 77503  
(281) 487-5417 denniscox@cjhensch.com

Count Name: Hamblen at Forest Cove Dr  
Site Code: 25  
Start Date: 02/18/2014  
Page No: 7

14-104

gunda



C. J. Hensch & Associates Inc.  
5215 Sycamore Ave.

Pasadena, Texas, United States 77503  
(281) 487-5417 denniscox@cjhensch.com

Count Name: Hamblen at Red Bud  
Site Code: 26  
Start Date: 02/18/2014  
Page No: 1

### Turning Movement Data

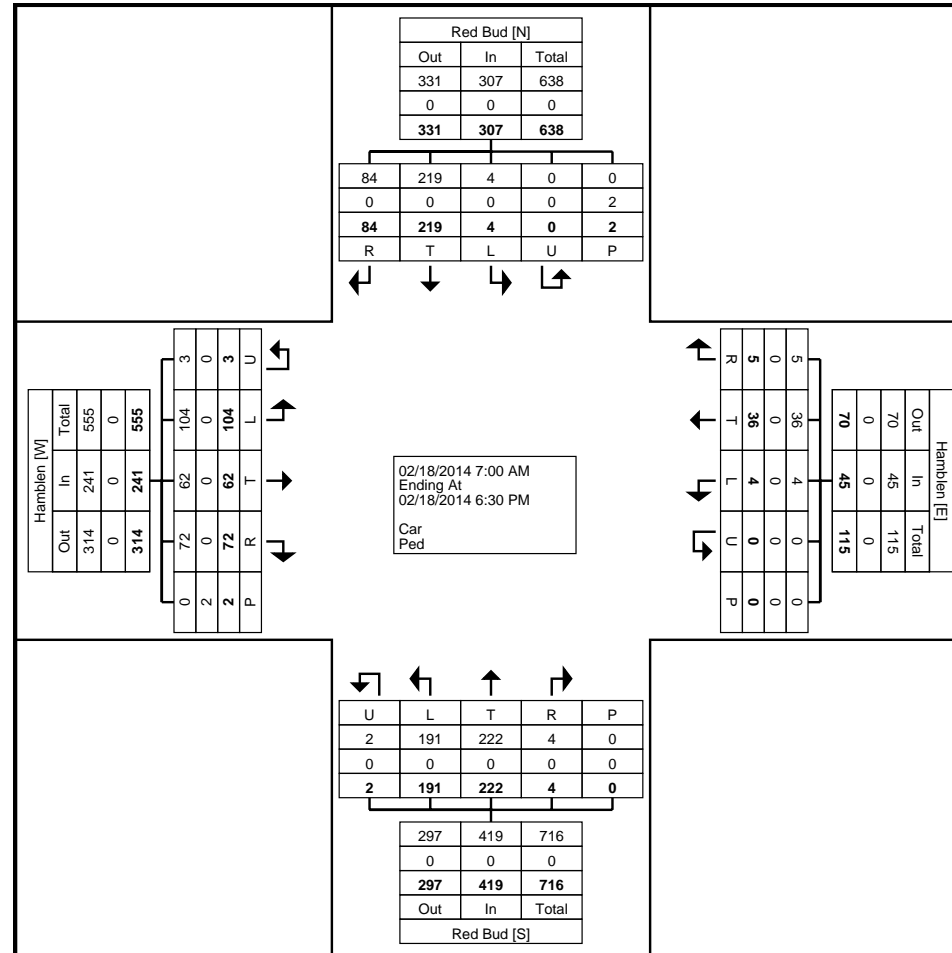
Start Time	Red Bud Southbound						Hamblen Westbound						Red Bud Northbound						Hamblen Eastbound						Int. Total
	Left	Thru	Right	U-Turn	Peds	App. Total	Left	Thru	Right	U-Turn	Peds	App. Total	Left	Thru	Right	U-Turn	Peds	App. Total	Left	Thru	Right	U-Turn	Peds	App. Total	
7:00 AM	0	11	3	0	0	14	1	2	0	0	0	3	1	10	0	0	0	11	14	1	3	0	0	18	46
7:15 AM	0	7	4	0	0	11	0	1	0	0	0	1	3	13	0	0	0	16	9	2	3	0	0	14	42
7:30 AM	0	10	4	0	0	14	0	2	1	0	0	3	5	13	0	0	0	18	4	0	5	0	0	9	44
7:45 AM	0	15	8	0	0	23	0	4	1	0	0	5	2	9	1	0	0	12	8	1	11	0	1	20	60
Hourly Total	0	43	19	0	0	62	1	9	2	0	0	12	11	45	1	0	0	57	35	4	22	0	1	61	192
8:00 AM	0	21	8	0	2	29	1	6	2	0	0	9	5	13	0	2	0	20	6	2	6	3	1	17	75
8:15 AM	0	18	4	0	0	22	0	0	0	0	0	0	1	13	0	0	0	14	8	1	7	0	0	16	52
8:30 AM	0	24	6	0	0	30	0	0	0	0	0	0	6	18	1	0	0	25	7	2	4	0	0	13	68
8:45 AM	0	26	9	0	0	35	1	0	0	0	0	1	2	33	0	0	0	35	17	0	11	0	0	28	99
Hourly Total	0	89	27	0	2	116	2	6	2	0	0	10	14	77	1	2	0	94	38	5	28	3	1	74	294
*** BREAK ***	-	-	-	-	-	-	-	-	-	-	-	-	-	-	-	-	-	-	-	-	-	-	-	-	-
4:30 PM	0	13	9	0	0	22	0	2	0	0	0	2	10	8	0	0	0	18	3	0	3	0	0	6	48
4:45 PM	0	13	6	0	0	19	0	0	1	0	0	1	17	17	0	0	0	34	7	1	2	0	0	10	64
Hourly Total	0	26	15	0	0	41	0	2	1	0	0	3	27	25	0	0	0	52	10	1	5	0	0	16	112
5:00 PM	0	20	6	0	0	26	0	1	0	0	0	1	21	12	1	0	0	34	4	2	3	0	0	9	70
5:15 PM	1	9	4	0	0	14	0	1	0	0	0	1	25	10	0	0	0	35	2	7	4	0	0	13	63
5:30 PM	0	1	3	0	0	4	0	5	0	0	0	5	27	12	0	0	0	39	2	7	2	0	0	11	59
5:45 PM	1	11	0	0	0	12	0	2	0	0	0	2	26	13	0	0	0	39	6	13	1	0	0	20	73
Hourly Total	2	41	13	0	0	56	0	9	0	0	0	9	99	47	1	0	0	147	14	29	10	0	0	53	265
6:00 PM	2	12	5	0	0	19	1	5	0	0	0	6	22	14	0	0	0	36	5	10	6	0	0	21	82
6:15 PM	0	8	5	0	0	13	0	5	0	0	0	5	18	14	1	0	0	33	2	13	1	0	0	16	67
Grand Total	4	219	84	0	2	307	4	36	5	0	0	45	191	222	4	2	0	419	104	62	72	3	2	241	1012
Approach %	1.3	71.3	27.4	0.0	-	-	8.9	80.0	11.1	0.0	-	-	45.6	53.0	1.0	0.5	-	-	43.2	25.7	29.9	1.2	-	-	-
Total %	0.4	21.6	8.3	0.0	-	30.3	0.4	3.6	0.5	0.0	-	4.4	18.9	21.9	0.4	0.2	-	41.4	10.3	6.1	7.1	0.3	-	23.8	-
Car	4	219	84	0	-	307	4	36	5	0	-	45	191	222	4	2	-	419	104	62	72	3	-	241	1012
% Car	100.0	100.0	100.0	-	-	100.0	100.0	100.0	100.0	-	-	100.0	100.0	100.0	100.0	100.0	-	100.0	100.0	100.0	100.0	100.0	-	100.0	100.0
Ped	-	-	-	-	2	-	-	-	-	-	0	-	-	-	-	-	0	-	-	-	-	-	2	-	-
% Ped	-	-	-	-	100.0	-	-	-	-	-	-	-	-	-	-	-	-	-	-	-	-	-	100.0	-	-



C. J. Hensch & Associates Inc.  
5215 Sycamore Ave.

Pasadena, Texas, United States 77503  
(281) 487-5417 denniscox@cjhensch.com

Count Name: Hamblen at Red Bud  
Site Code: 26  
Start Date: 02/18/2014  
Page No: 2



Turning Movement Data Plot



C. J. Hensch & Associates Inc.  
5215 Sycamore Ave.

Pasadena, Texas, United States 77503  
(281) 487-5417 denniscox@cjhensch.com

Count Name: Hamblen at Red Bud  
Site Code: 26  
Start Date: 02/18/2014  
Page No: 3

### Turning Movement Peak Hour Data (8:00 AM)

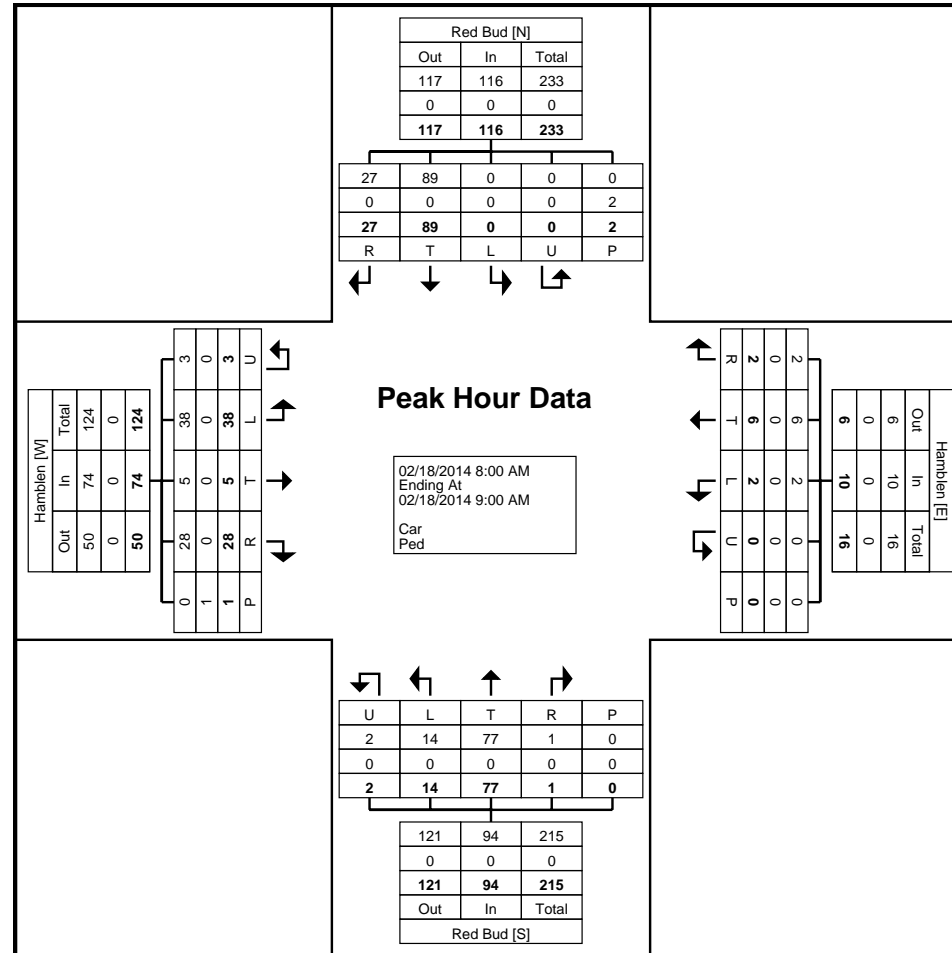
Start Time	Red Bud Southbound						Hamblen Westbound						Red Bud Northbound						Hamblen Eastbound						Int. Total
	Left	Thru	Right	U-Turn	Peds	App. Total	Left	Thru	Right	U-Turn	Peds	App. Total	Left	Thru	Right	U-Turn	Peds	App. Total	Left	Thru	Right	U-Turn	Peds	App. Total	
8:00 AM	0	21	8	0	2	29	1	6	2	0	0	9	5	13	0	2	0	20	6	2	6	3	1	17	75
8:15 AM	0	18	4	0	0	22	0	0	0	0	0	0	1	13	0	0	0	14	8	1	7	0	0	16	52
8:30 AM	0	24	6	0	0	30	0	0	0	0	0	0	6	18	1	0	0	25	7	2	4	0	0	13	68
8:45 AM	0	26	9	0	0	35	1	0	0	0	0	1	2	33	0	0	0	35	17	0	11	0	0	28	99
Total	0	89	27	0	2	116	2	6	2	0	0	10	14	77	1	2	0	94	38	5	28	3	1	74	294
Approach %	0.0	76.7	23.3	0.0	-	-	20.0	60.0	20.0	0.0	-	-	14.9	81.9	1.1	2.1	-	-	51.4	6.8	37.8	4.1	-	-	-
Total %	0.0	30.3	9.2	0.0	-	39.5	0.7	2.0	0.7	0.0	-	3.4	4.8	26.2	0.3	0.7	-	32.0	12.9	1.7	9.5	1.0	-	25.2	-
PHF	0.000	0.856	0.750	0.000	-	0.829	0.500	0.250	0.250	0.000	-	0.278	0.583	0.583	0.250	0.250	-	0.671	0.559	0.625	0.636	0.250	-	0.661	0.742
Car	0	89	27	0	-	116	2	6	2	0	-	10	14	77	1	2	-	94	38	5	28	3	-	74	294
% Car	-	100.0	100.0	-	-	100.0	100.0	100.0	100.0	-	-	100.0	100.0	100.0	100.0	100.0	-	100.0	100.0	100.0	100.0	100.0	-	100.0	100.0
Ped	-	-	-	-	2	-	-	-	-	-	0	-	-	-	-	-	0	-	-	-	-	-	1	-	-
% Ped	-	-	-	-	100.0	-	-	-	-	-	-	-	-	-	-	-	-	-	-	-	-	-	100.0	-	-



C. J. Hensch & Associates Inc.  
5215 Sycamore Ave.

Pasadena, Texas, United States 77503  
(281) 487-5417 denniscox@cjhensch.com

Count Name: Hamblen at Red Bud  
Site Code: 26  
Start Date: 02/18/2014  
Page No: 4



Turning Movement Peak Hour Data Plot (8:00 AM)





C. J. Hensch & Associates Inc.  
5215 Sycamore Ave.

Pasadena, Texas, United States 77503  
(281) 487-5417 denniscox@cjhensch.com

Count Name: Hamblen at Red Bud  
Site Code: 26  
Start Date: 02/18/2014  
Page No: 5

### Turning Movement Peak Hour Data (5:30 PM)

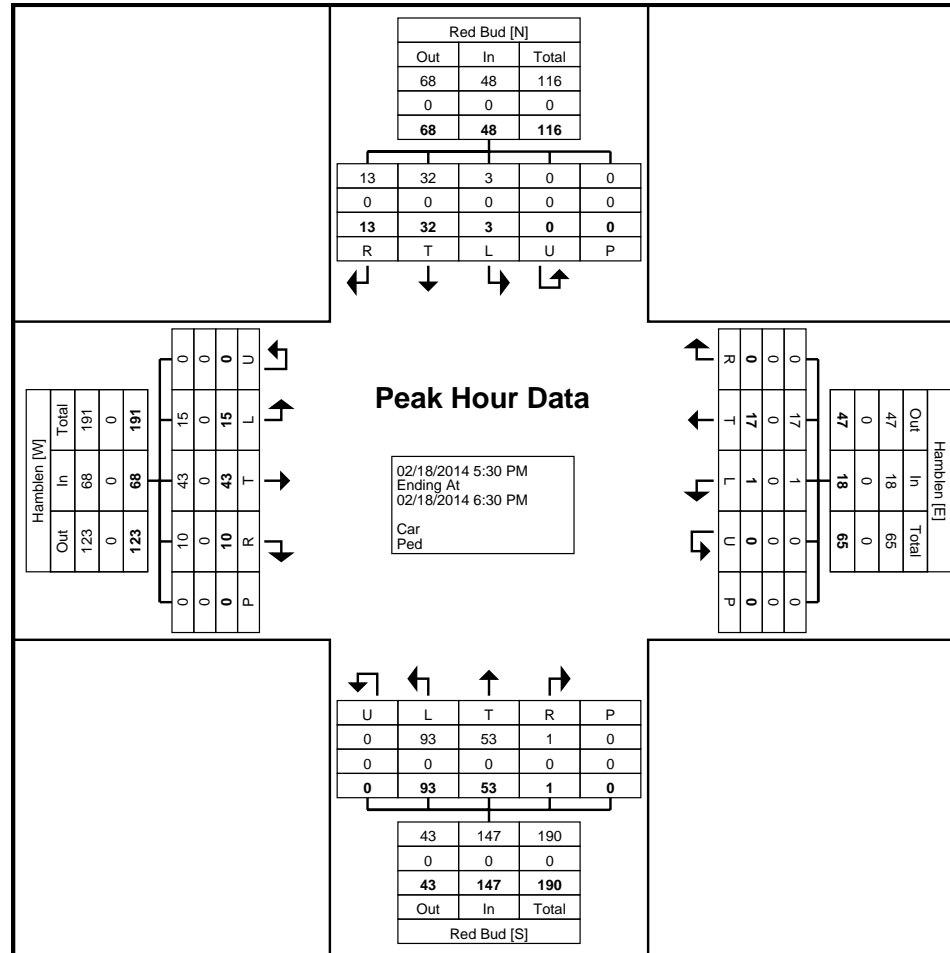
Start Time	Red Bud Southbound						Hamblen Westbound						Red Bud Northbound						Hamblen Eastbound						Int. Total
	Left	Thru	Right	U-Turn	Peds	App. Total	Left	Thru	Right	U-Turn	Peds	App. Total	Left	Thru	Right	U-Turn	Peds	App. Total	Left	Thru	Right	U-Turn	Peds	App. Total	
5:30 PM	0	1	3	0	0	4	0	5	0	0	0	5	27	12	0	0	0	39	2	7	2	0	0	11	59
5:45 PM	1	11	0	0	0	12	0	2	0	0	0	2	26	13	0	0	0	39	6	13	1	0	0	20	73
6:00 PM	2	12	5	0	0	19	1	5	0	0	0	6	22	14	0	0	0	36	5	10	6	0	0	21	82
6:15 PM	0	8	5	0	0	13	0	5	0	0	0	5	18	14	1	0	0	33	2	13	1	0	0	16	67
<b>Total</b>	<b>3</b>	<b>32</b>	<b>13</b>	<b>0</b>	<b>0</b>	<b>48</b>	<b>1</b>	<b>17</b>	<b>0</b>	<b>0</b>	<b>0</b>	<b>18</b>	<b>93</b>	<b>53</b>	<b>1</b>	<b>0</b>	<b>0</b>	<b>147</b>	<b>15</b>	<b>43</b>	<b>10</b>	<b>0</b>	<b>0</b>	<b>68</b>	<b>281</b>
Approach %	6.3	66.7	27.1	0.0	-	-	5.6	94.4	0.0	0.0	-	-	63.3	36.1	0.7	0.0	-	-	22.1	63.2	14.7	0.0	-	-	-
Total %	1.1	11.4	4.6	0.0	-	17.1	0.4	6.0	0.0	0.0	-	6.4	33.1	18.9	0.4	0.0	-	52.3	5.3	15.3	3.6	0.0	-	24.2	-
PHF	0.375	0.667	0.650	0.000	-	0.632	0.250	0.850	0.000	0.000	-	0.750	0.861	0.946	0.250	0.000	-	0.942	0.625	0.827	0.417	0.000	-	0.810	0.857
Car	3	32	13	0	-	48	1	17	0	0	-	18	93	53	1	0	-	147	15	43	10	0	-	68	281
% Car	100.0	100.0	100.0	-	-	100.0	100.0	100.0	-	-	-	100.0	100.0	100.0	100.0	-	-	100.0	100.0	100.0	100.0	-	-	100.0	100.0
Ped	-	-	-	-	0	-	-	-	-	-	0	-	-	-	-	-	0	-	-	-	-	-	0	-	-
% Ped	-	-	-	-	-	-	-	-	-	-	-	-	-	-	-	-	-	-	-	-	-	-	-	-	-



C. J. Hensch & Associates Inc.  
5215 Sycamore Ave.

Pasadena, Texas, United States 77503  
(281) 487-5417 denniscox@cjhensch.com

Count Name: Hamblen at Red Bud  
Site Code: 26  
Start Date: 02/18/2014  
Page No: 6



Turning Movement Peak Hour Data Plot (5:30 PM)



C. J. Hensch & Associates Inc.  
5215 Sycamore Ave.

Pasadena, Texas, United States 77503  
(281) 487-5417 denniscox@cjhensch.com

Count Name: Hamblen at Red Bud  
Site Code: 26  
Start Date: 02/18/2014  
Page No: 7

14-104

gunda



C. J. Hensch & Associates Inc.  
5215 Sycamore Ave.

Pasadena, Texas, United States 77503  
(281) 487-5417 denniscox@cjhensch.com

Count Name: Hamblen at Woodland Hills  
Site Code: 27  
Start Date: 02/18/2014  
Page No: 1

### Turning Movement Data

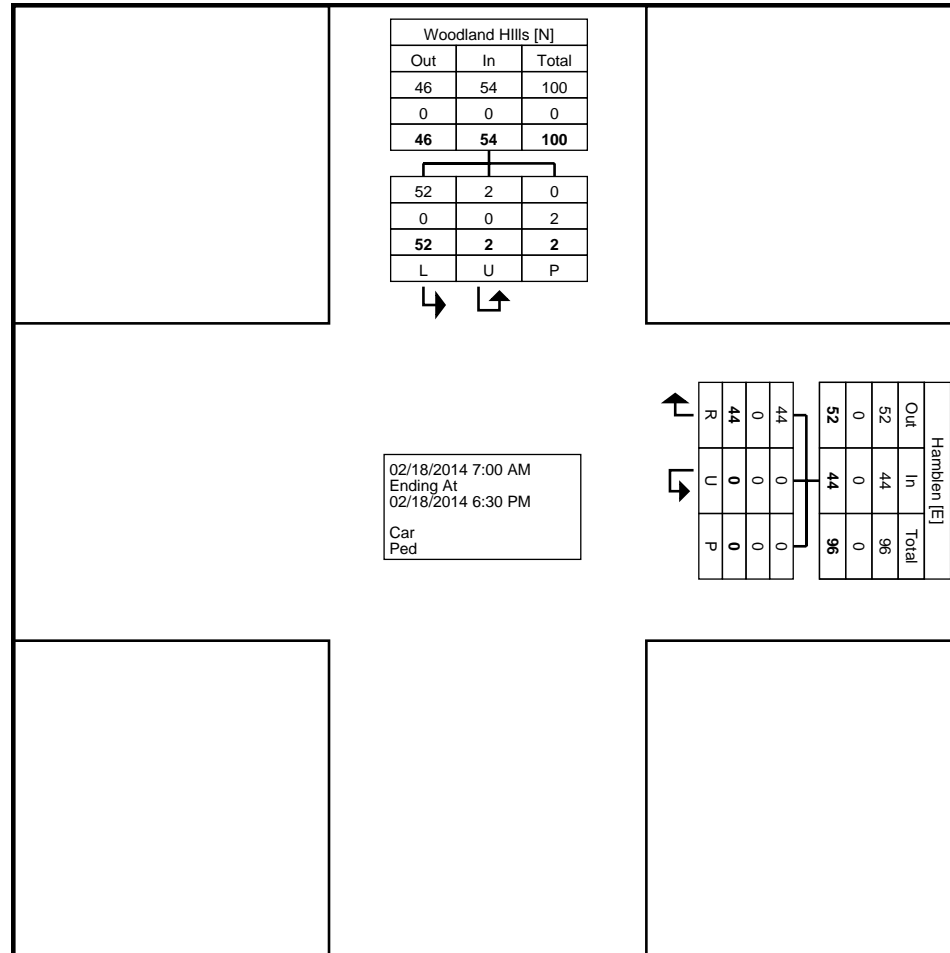
Start Time	Woodland Hills Southbound				Hamblen Westbound				Int. Total
	Left	U-Turn	Peds	App. Total	Right	U-Turn	Peds	App. Total	
7:00 AM	1	0	0	1	0	0	0	0	1
7:15 AM	0	0	0	0	0	0	0	0	0
7:30 AM	1	0	0	1	1	0	0	1	2
7:45 AM	1	0	1	1	1	0	0	1	2
Hourly Total	3	0	1	3	2	0	0	2	5
8:00 AM	3	0	0	3	0	0	0	0	3
8:15 AM	1	0	0	1	1	0	0	1	2
8:30 AM	1	0	0	1	2	0	0	2	3
8:45 AM	1	0	0	1	0	0	0	0	1
Hourly Total	6	0	0	6	3	0	0	3	9
*** BREAK ***	-	-	-	-	-	-	-	-	-
4:30 PM	4	0	0	4	2	0	0	2	6
4:45 PM	8	1	0	9	4	0	0	4	13
Hourly Total	12	1	0	13	6	0	0	6	19
5:00 PM	5	0	0	5	1	0	0	1	6
5:15 PM	6	0	0	6	7	0	0	7	13
5:30 PM	8	1	1	9	3	0	0	3	12
5:45 PM	7	0	0	7	9	0	0	9	16
Hourly Total	26	1	1	27	20	0	0	20	47
6:00 PM	3	0	0	3	8	0	0	8	11
6:15 PM	2	0	0	2	5	0	0	5	7
Grand Total	52	2	2	54	44	0	0	44	98
Approach %	96.3	3.7	-	-	100.0	0.0	-	-	-
Total %	53.1	2.0	-	55.1	44.9	0.0	-	44.9	-
Car	52	2	-	54	44	0	-	44	98
% Car	100.0	100.0	-	100.0	100.0	-	-	100.0	100.0
Ped	-	-	2	-	-	-	0	-	-
% Ped	-	-	100.0	-	-	-	-	-	-



C. J. Hensch & Associates Inc.  
5215 Sycamore Ave.

Pasadena, Texas, United States 77503  
(281) 487-5417 denniscox@cjhensch.com

Count Name: Hamblen at Woodland Hills  
Site Code: 27  
Start Date: 02/18/2014  
Page No: 2



Turning Movement Data Plot



C. J. Hensch & Associates Inc.  
5215 Sycamore Ave.

Pasadena, Texas, United States 77503  
(281) 487-5417 denniscox@cjhensch.com

Count Name: Hamblen at Woodland Hills  
Site Code: 27  
Start Date: 02/18/2014  
Page No: 3

### Turning Movement Peak Hour Data (7:45 AM)

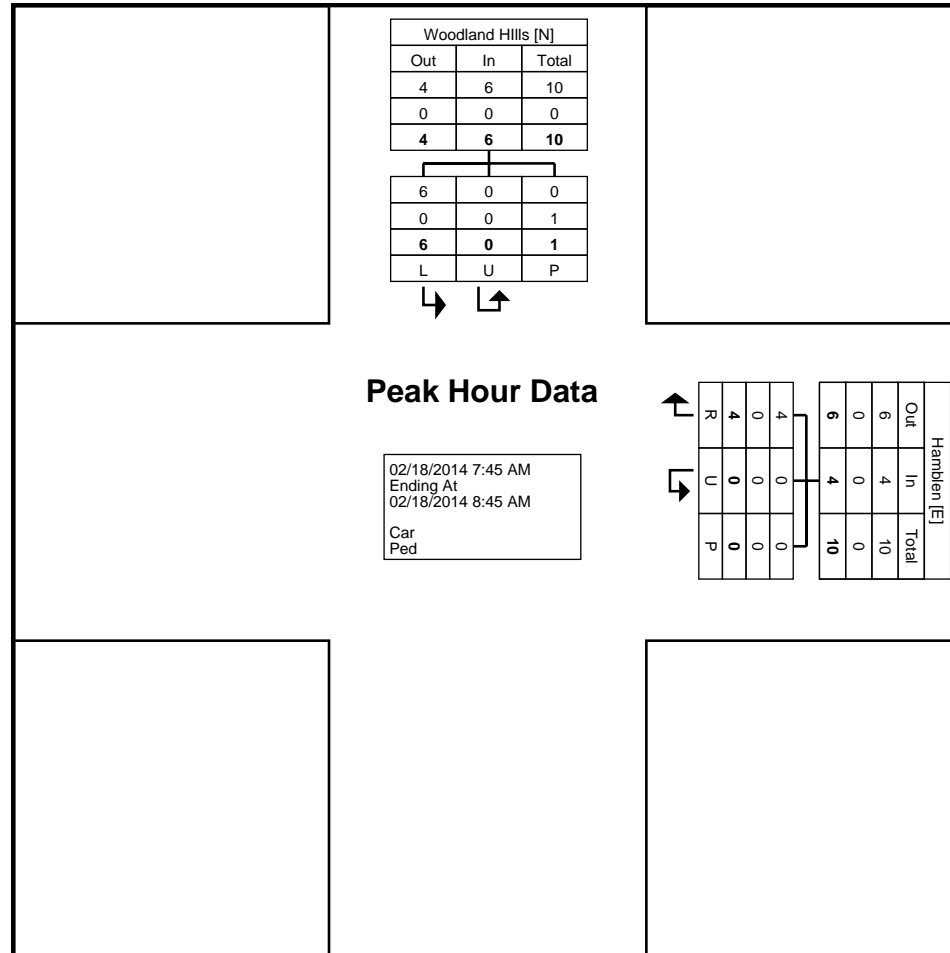
Start Time	Woodland Hills Southbound				Hamblen Westbound				Int. Total
	Left	U-Turn	Peds	App. Total	Right	U-Turn	Peds	App. Total	
7:45 AM	1	0	1	1	1	0	0	1	2
8:00 AM	3	0	0	3	0	0	0	0	3
8:15 AM	1	0	0	1	1	0	0	1	2
8:30 AM	1	0	0	1	2	0	0	2	3
Total	6	0	1	6	4	0	0	4	10
Approach %	100.0	0.0	-	-	100.0	0.0	-	-	-
Total %	60.0	0.0	-	60.0	40.0	0.0	-	40.0	-
PHF	0.500	0.000	-	0.500	0.500	0.000	-	0.500	0.833
Car	6	0	-	6	4	0	-	4	10
% Car	100.0	-	-	100.0	100.0	-	-	100.0	100.0
Ped	-	-	1	-	-	-	0	-	-
% Ped	-	-	100.0	-	-	-	-	-	-



C. J. Hensch & Associates Inc.  
5215 Sycamore Ave.

Pasadena, Texas, United States 77503  
(281) 487-5417 denniscox@cjhensch.com

Count Name: Hamblen at Woodland Hills  
Site Code: 27  
Start Date: 02/18/2014  
Page No: 4



Turning Movement Peak Hour Data Plot (7:45 AM)



C. J. Hensch & Associates Inc.  
5215 Sycamore Ave.

Pasadena, Texas, United States 77503  
(281) 487-5417 denniscox@cjhensch.com

Count Name: Hamblen at Woodland Hills  
Site Code: 27  
Start Date: 02/18/2014  
Page No: 5

### Turning Movement Peak Hour Data (5:15 PM)

Start Time	Woodland Hills Southbound				Hamblen Westbound				Int. Total
	Left	U-Turn	Peds	App. Total	Right	U-Turn	Peds	App. Total	
5:15 PM	6	0	0	6	7	0	0	7	13
5:30 PM	8	1	1	9	3	0	0	3	12
5:45 PM	7	0	0	7	9	0	0	9	16
6:00 PM	3	0	0	3	8	0	0	8	11
Total	24	1	1	25	27	0	0	27	52
Approach %	96.0	4.0	-	-	100.0	0.0	-	-	-
Total %	46.2	1.9	-	48.1	51.9	0.0	-	51.9	-
PHF	0.750	0.250	-	0.694	0.750	0.000	-	0.750	0.813
Car	24	1	-	25	27	0	-	27	52
% Car	100.0	100.0	-	100.0	100.0	-	-	100.0	100.0
Ped	-	-	1	-	-	-	0	-	-
% Ped	-	-	100.0	-	-	-	-	-	-

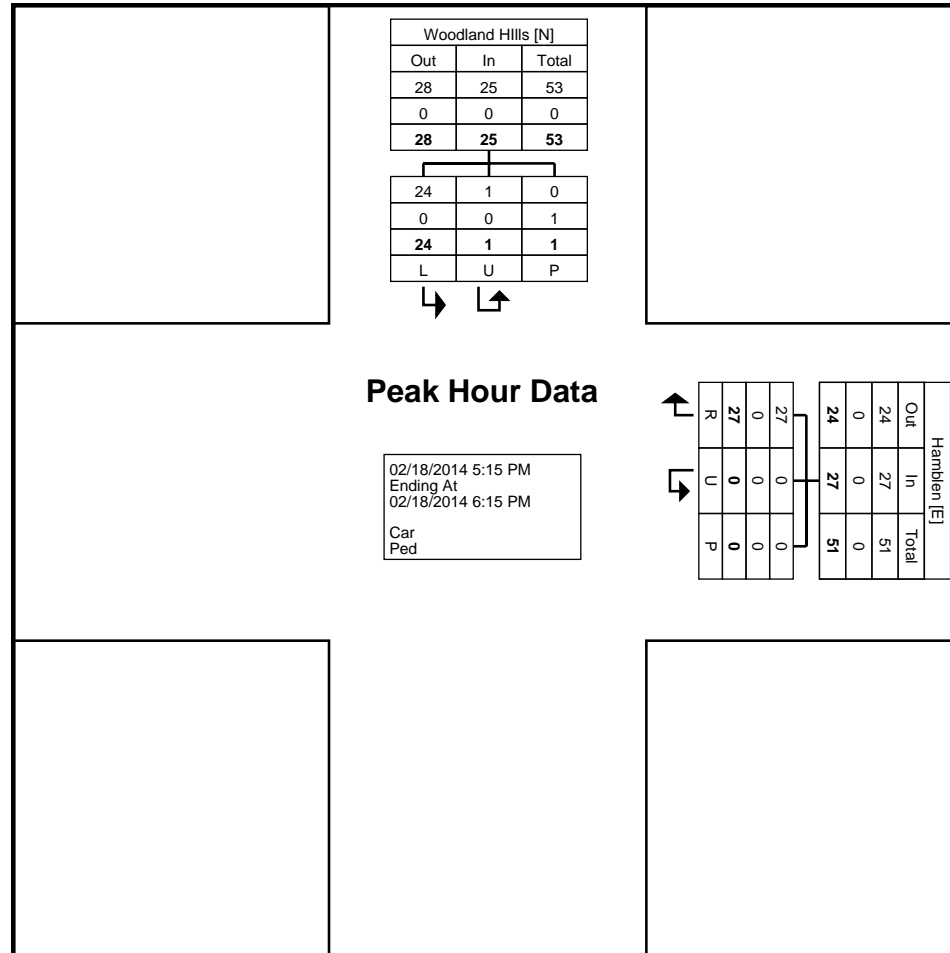




C. J. Hensch & Associates Inc.  
5215 Sycamore Ave.

Pasadena, Texas, United States 77503  
(281) 487-5417 denniscox@cjhensch.com

Count Name: Hamblen at Woodland Hills  
Site Code: 27  
Start Date: 02/18/2014  
Page No: 6



Turning Movement Peak Hour Data Plot (5:15 PM)



C. J. Hensch & Associates Inc.  
5215 Sycamore Ave.

Pasadena, Texas, United States 77503  
(281) 487-5417 denniscox@cjhensch.com

Count Name: Hamblen at Woodland Hills  
Site Code: 27  
Start Date: 02/18/2014  
Page No: 7

14-104

gunda

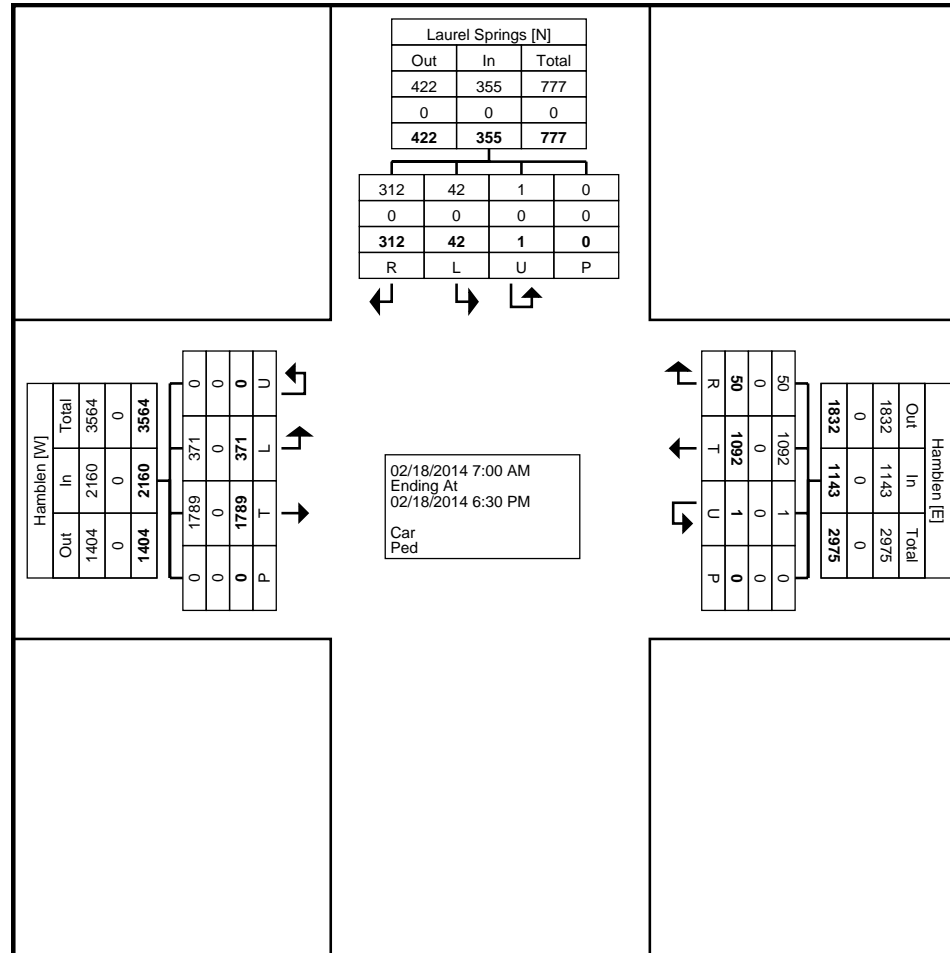




C. J. Hensch & Associates Inc.  
5215 Sycamore Ave.

Pasadena, Texas, United States 77503  
(281) 487-5417 denniscox@cjhensch.com

Count Name: Hamblen Rd at Laurel Springs  
Site Code: 24  
Start Date: 02/18/2014  
Page No: 2



Turning Movement Data Plot

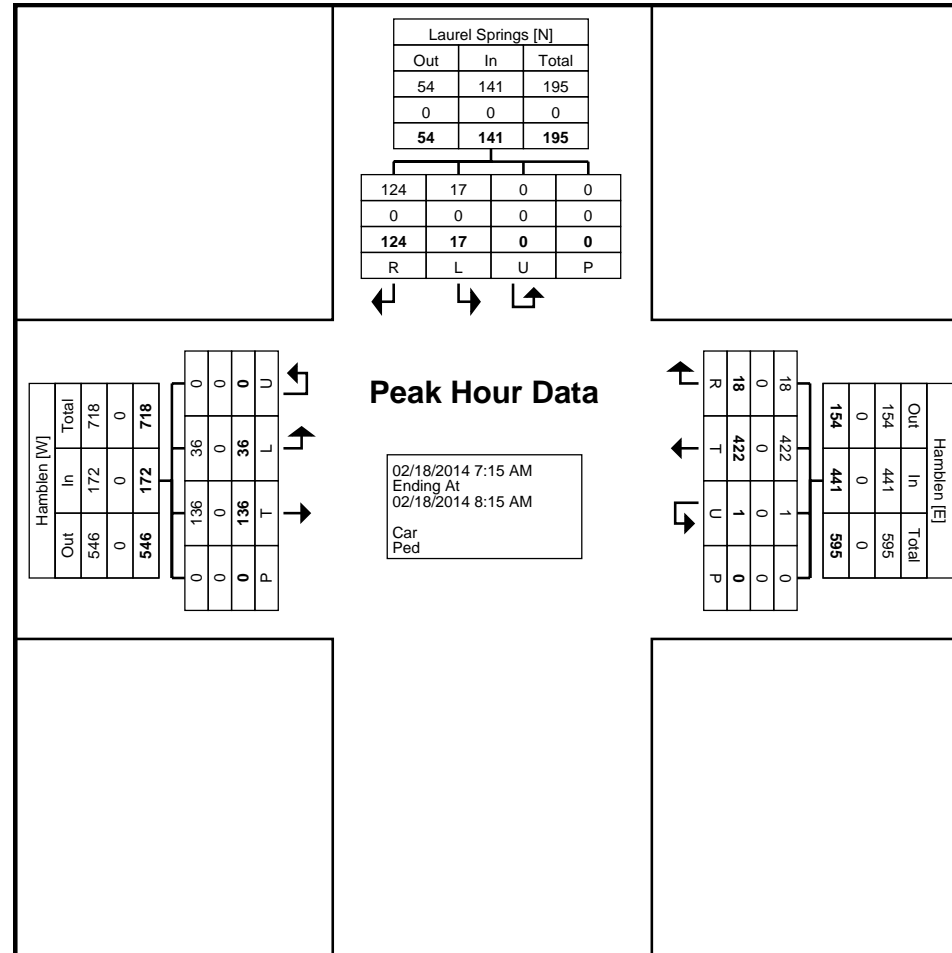




C. J. Hensch & Associates Inc.  
5215 Sycamore Ave.

Pasadena, Texas, United States 77503  
(281) 487-5417 denniscox@cjhensch.com

Count Name: Hamblen Rd at Laurel Springs  
Site Code: 24  
Start Date: 02/18/2014  
Page No: 4



Turning Movement Peak Hour Data Plot (7:15 AM)

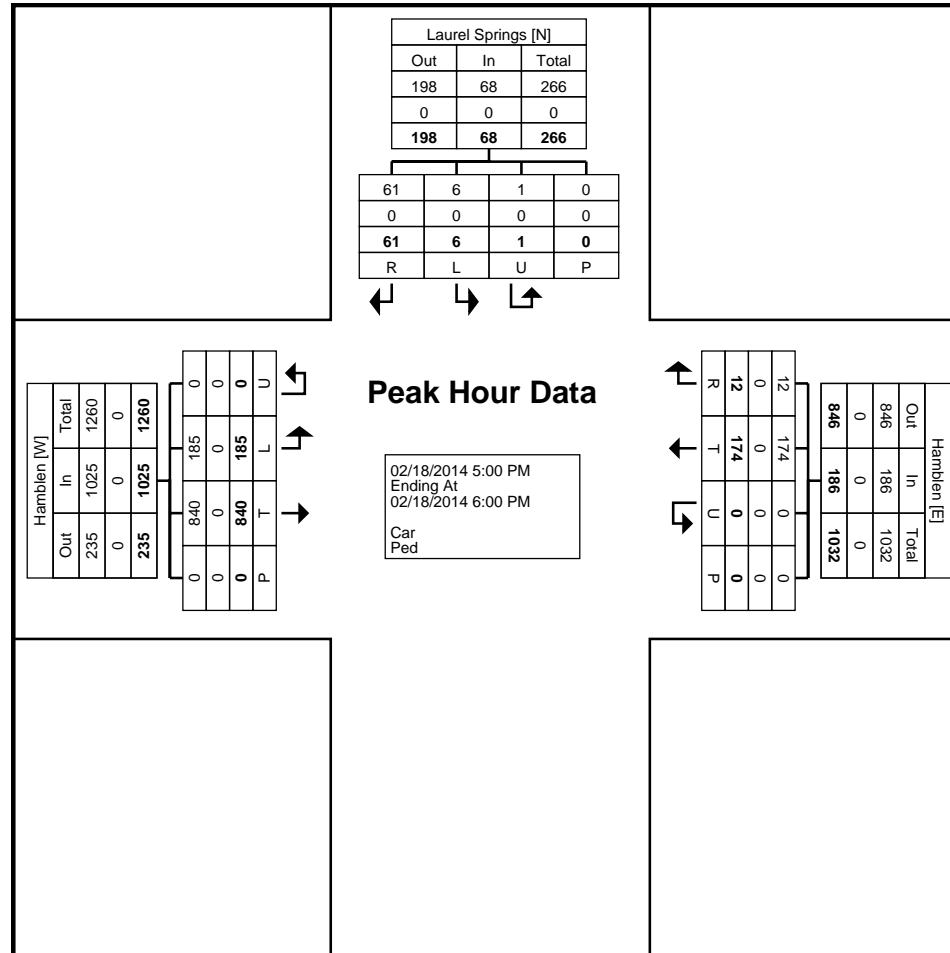




C. J. Hensch & Associates Inc.  
5215 Sycamore Ave.

Pasadena, Texas, United States 77503  
(281) 487-5417 denniscox@cjhensch.com

Count Name: Hamblen Rd at Laurel Springs  
Site Code: 24  
Start Date: 02/18/2014  
Page No: 6



Turning Movement Peak Hour Data Plot (5:00 PM)





C. J. Hensch & Associates Inc.  
5215 Sycamore Ave.

Pasadena, Texas, United States 77503  
(281) 487-5417 denniscox@cjhensch.com

Count Name: Hamblen Rd at Laurel Springs  
Site Code: 24  
Start Date: 02/18/2014  
Page No: 7

14-104

gunda



C. J. Hensch & Associates Inc.  
5215 Sycamore Ave.

Pasadena, Texas, United States 77503  
(281) 487-5417 denniscox@cjhensch.com

Count Name: Kingwood at Lake Kingwood Trail  
Site Code: 3  
Start Date: 02/19/2014  
Page No: 1

### Turning Movement Data

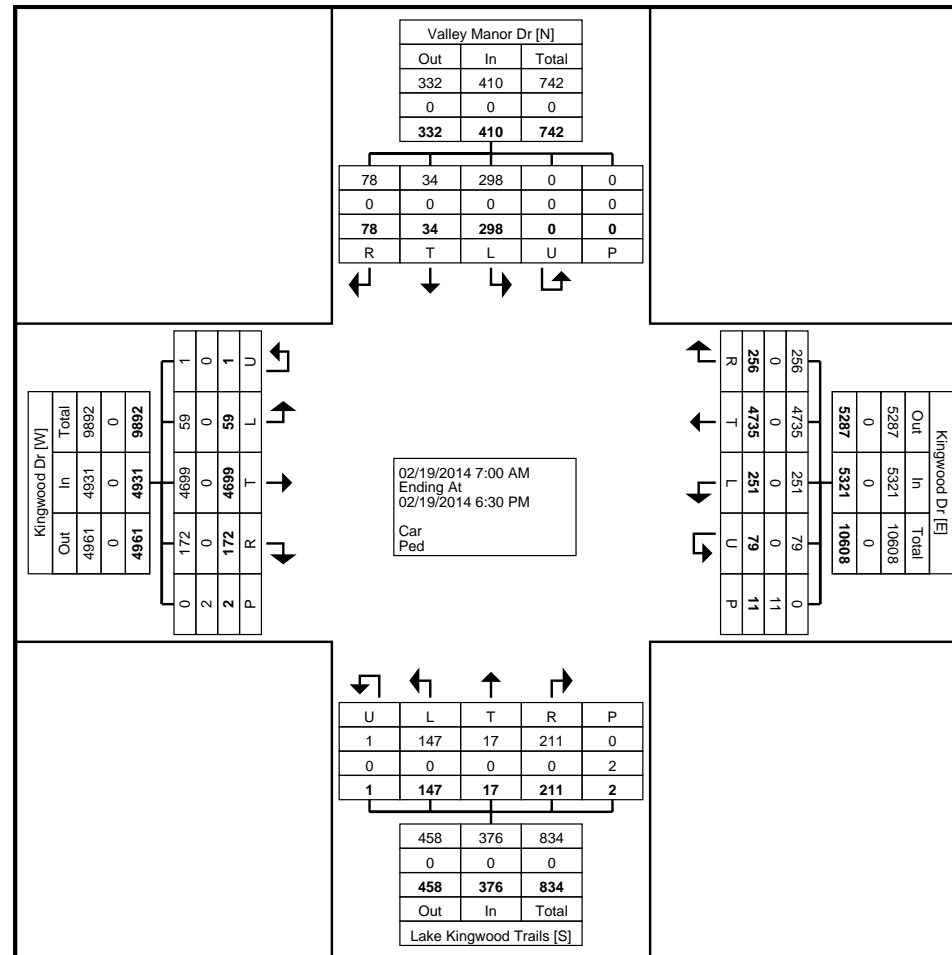
Start Time	Valley Manor Dr Southbound						Kingwood Dr Westbound						Lake Kingwood Trails Northbound						Kingwood Dr Eastbound						Int. Total
	Left	Thru	Right	U-Turn	Peds	App. Total	Left	Thru	Right	U-Turn	Peds	App. Total	Left	Thru	Right	U-Turn	Peds	App. Total	Left	Thru	Right	U-Turn	Peds	App. Total	
7:00 AM	40	2	24	0	0	66	15	203	27	3	2	248	4	0	5	0	0	9	10	119	9	0	0	138	461
7:15 AM	35	3	19	0	0	57	13	322	19	16	1	370	6	0	3	1	0	10	6	126	5	0	0	137	574
7:30 AM	9	5	0	0	0	14	10	383	14	1	0	408	7	1	3	0	0	11	0	162	15	0	0	177	610
7:45 AM	11	2	2	0	0	15	26	431	22	0	0	479	4	4	3	0	0	11	7	189	11	0	0	207	712
Hourly Total	95	12	45	0	0	152	64	1339	82	20	3	1505	21	5	14	1	0	41	23	596	40	0	0	659	2357
8:00 AM	19	5	1	0	0	25	14	330	27	3	1	374	10	1	4	0	0	15	0	224	4	0	0	228	642
8:15 AM	23	2	2	0	0	27	12	328	27	1	1	368	8	0	5	0	0	13	3	184	11	1	0	199	607
8:30 AM	24	2	2	0	0	28	23	320	13	0	0	356	18	1	12	0	2	31	1	200	12	0	0	213	628
8:45 AM	11	5	1	0	0	17	35	286	7	5	0	333	6	0	19	0	0	25	0	212	9	0	0	221	596
Hourly Total	77	14	6	0	0	97	84	1264	74	9	2	1431	42	2	40	0	2	84	4	820	36	1	0	861	2473
*** BREAK ***	-	-	-	-	-	-	-	-	-	-	-	-	-	-	-	-	-	-	-	-	-	-	-	-	-
4:30 PM	24	0	7	0	0	31	9	242	13	7	0	271	10	2	17	0	0	29	10	367	15	0	0	392	723
4:45 PM	18	1	0	0	0	19	17	251	10	5	2	283	11	4	24	0	0	39	6	400	9	0	0	415	756
Hourly Total	42	1	7	0	0	50	26	493	23	12	2	554	21	6	41	0	0	68	16	767	24	0	0	807	1479
5:00 PM	22	1	6	0	0	29	14	271	15	7	0	307	8	3	20	0	0	31	1	419	12	0	0	432	799
5:15 PM	10	1	1	0	0	12	16	265	20	4	0	305	11	0	21	0	0	32	1	371	18	0	0	390	739
5:30 PM	14	2	4	0	0	20	11	290	11	6	0	318	10	0	18	0	0	28	5	441	8	0	0	454	820
5:45 PM	8	1	4	0	0	13	14	291	15	7	1	327	14	0	17	0	0	31	6	413	10	0	0	429	800
Hourly Total	54	5	15	0	0	74	55	1117	61	24	1	1257	43	3	76	0	0	122	13	1644	48	0	0	1705	3158
6:00 PM	14	1	2	0	0	17	14	246	6	3	1	269	12	1	20	0	0	33	2	448	12	0	0	462	781
6:15 PM	16	1	3	0	0	20	8	276	10	11	2	305	8	0	20	0	0	28	1	424	12	0	2	437	790
Grand Total	298	34	78	0	0	410	251	4735	256	79	11	5321	147	17	211	1	2	376	59	4699	172	1	2	4931	11038
Approach %	72.7	8.3	19.0	0.0	-	-	4.7	89.0	4.8	1.5	-	-	39.1	4.5	56.1	0.3	-	-	1.2	95.3	3.5	0.0	-	-	-
Total %	2.7	0.3	0.7	0.0	-	3.7	2.3	42.9	2.3	0.7	-	48.2	1.3	0.2	1.9	0.0	-	3.4	0.5	42.6	1.6	0.0	-	44.7	-
Car	298	34	78	0	-	410	251	4735	256	79	-	5321	147	17	211	1	-	376	59	4699	172	1	-	4931	11038
% Car	100.0	100.0	100.0	-	-	100.0	100.0	100.0	100.0	100.0	-	100.0	100.0	100.0	100.0	100.0	-	100.0	100.0	100.0	100.0	100.0	-	100.0	100.0
Ped	-	-	-	-	0	-	-	-	-	-	11	-	-	-	-	-	2	-	-	-	-	-	2	-	-
% Ped	-	-	-	-	-	-	-	-	-	-	100.0	-	-	-	-	-	100.0	-	-	-	-	-	100.0	-	-



C. J. Hensch & Associates Inc.  
5215 Sycamore Ave.

Pasadena, Texas, United States 77503  
(281) 487-5417 denniscox@cjhensch.com

Count Name: Kingwood at Lake Kingwood Trail  
Site Code: 3  
Start Date: 02/19/2014  
Page No: 2



Turning Movement Data Plot

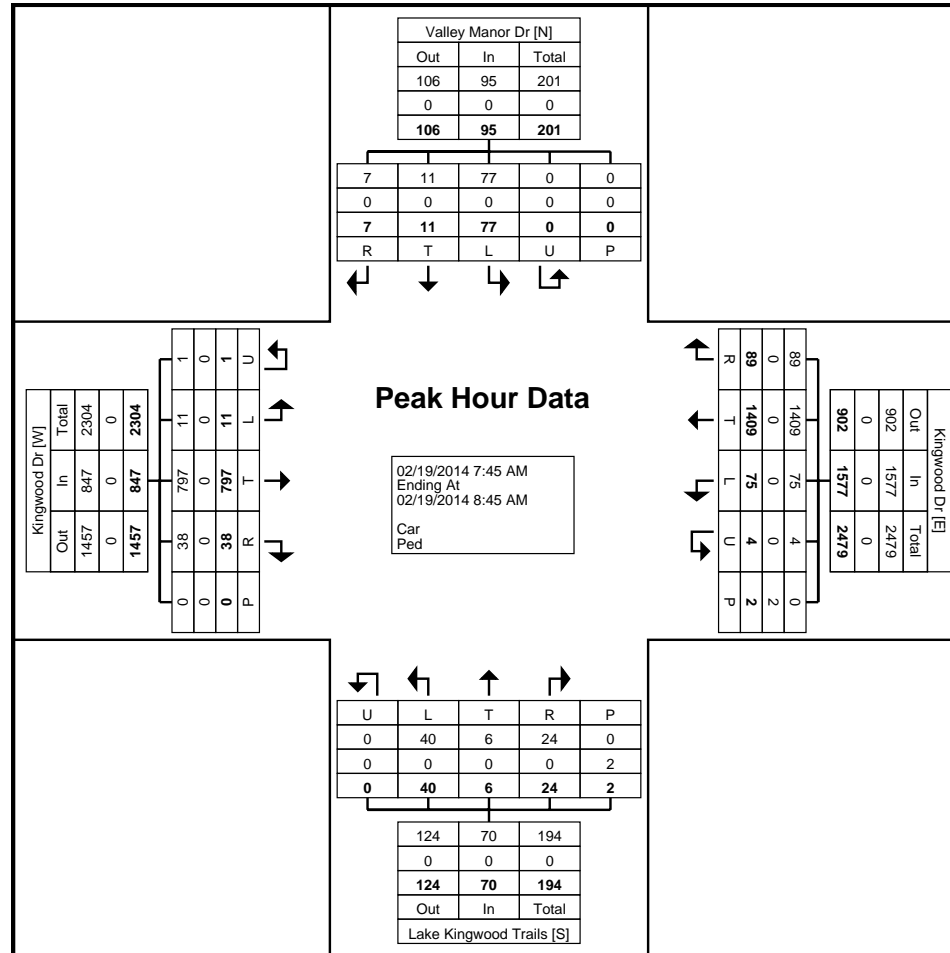




C. J. Hensch & Associates Inc.  
5215 Sycamore Ave.

Pasadena, Texas, United States 77503  
(281) 487-5417 denniscox@cjhensch.com

Count Name: Kingwood at Lake Kingwood Trail  
Site Code: 3  
Start Date: 02/19/2014  
Page No: 4



Turning Movement Peak Hour Data Plot (7:45 AM)



C. J. Hensch & Associates Inc.  
5215 Sycamore Ave.

Pasadena, Texas, United States 77503  
(281) 487-5417 denniscox@cjhensch.com

Count Name: Kingwood at Lake Kingwood Trail  
Site Code: 3  
Start Date: 02/19/2014  
Page No: 5

### Turning Movement Peak Hour Data (5:30 PM)

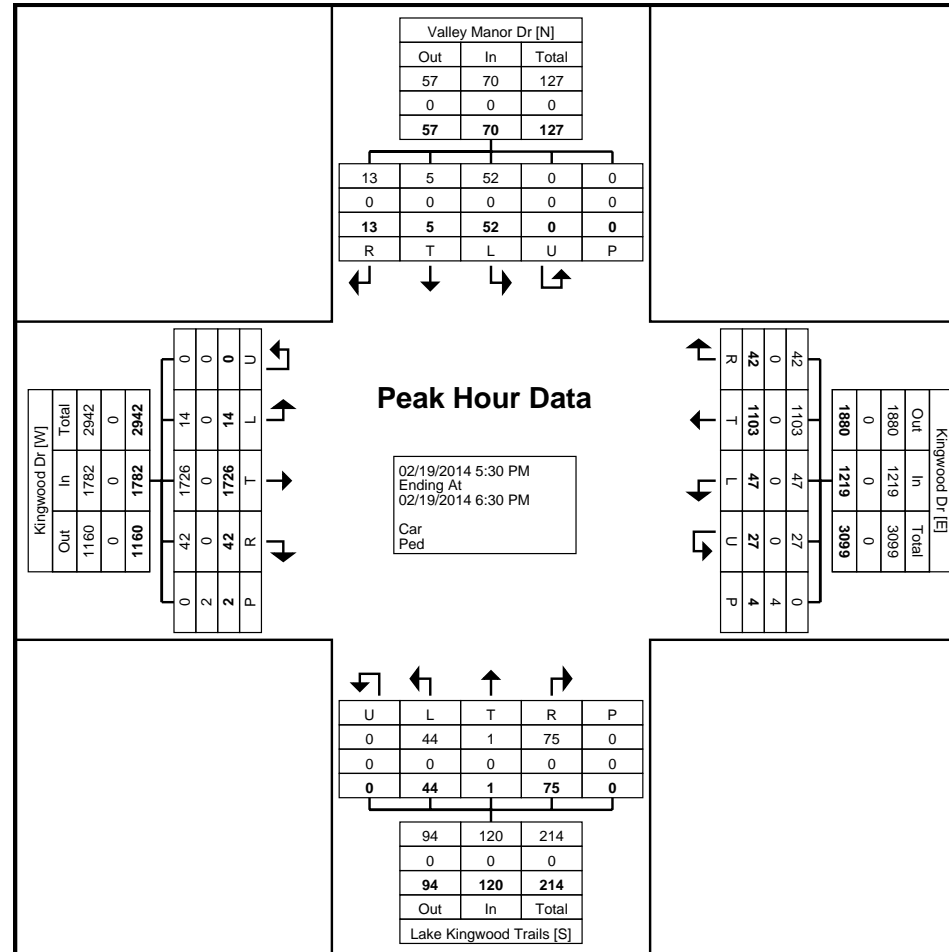
Start Time	Valley Manor Dr Southbound						Kingwood Dr Westbound						Lake Kingwood Trails Northbound						Kingwood Dr Eastbound						Int. Total
	Left	Thru	Right	U-Turn	Peds	App. Total	Left	Thru	Right	U-Turn	Peds	App. Total	Left	Thru	Right	U-Turn	Peds	App. Total	Left	Thru	Right	U-Turn	Peds	App. Total	
5:30 PM	14	2	4	0	0	20	11	290	11	6	0	318	10	0	18	0	0	28	5	441	8	0	0	454	820
5:45 PM	8	1	4	0	0	13	14	291	15	7	1	327	14	0	17	0	0	31	6	413	10	0	0	429	800
6:00 PM	14	1	2	0	0	17	14	246	6	3	1	269	12	1	20	0	0	33	2	448	12	0	0	462	781
6:15 PM	16	1	3	0	0	20	8	276	10	11	2	305	8	0	20	0	0	28	1	424	12	0	2	437	790
Total	52	5	13	0	0	70	47	1103	42	27	4	1219	44	1	75	0	0	120	14	1726	42	0	2	1782	3191
Approach %	74.3	7.1	18.6	0.0	-	-	3.9	90.5	3.4	2.2	-	-	36.7	0.8	62.5	0.0	-	-	0.8	96.9	2.4	0.0	-	-	-
Total %	1.6	0.2	0.4	0.0	-	2.2	1.5	34.6	1.3	0.8	-	38.2	1.4	0.0	2.4	0.0	-	3.8	0.4	54.1	1.3	0.0	-	55.8	-
PHF	0.813	0.625	0.813	0.000	-	0.875	0.839	0.948	0.700	0.614	-	0.932	0.786	0.250	0.938	0.000	-	0.909	0.583	0.963	0.875	0.000	-	0.964	0.973
Car	52	5	13	0	-	70	47	1103	42	27	-	1219	44	1	75	0	-	120	14	1726	42	0	-	1782	3191
% Car	100.0	100.0	100.0	-	-	100.0	100.0	100.0	100.0	100.0	-	100.0	100.0	100.0	100.0	-	-	100.0	100.0	100.0	100.0	-	-	100.0	100.0
Ped	-	-	-	-	0	-	-	-	-	-	4	-	-	-	-	-	0	-	-	-	-	-	2	-	-
% Ped	-	-	-	-	-	-	-	-	-	-	100.0	-	-	-	-	-	-	-	-	-	-	-	100.0	-	-



C. J. Hensch & Associates Inc.  
5215 Sycamore Ave.

Pasadena, Texas, United States 77503  
(281) 487-5417 denniscox@cjhensch.com

Count Name: Kingwood at Lake Kingwood Trail  
Site Code: 3  
Start Date: 02/19/2014  
Page No: 6



Turning Movement Peak Hour Data Plot (5:30 PM)



C. J. Hensch & Associates Inc.  
5215 Sycamore Ave.

Pasadena, Texas, United States 77503  
(281) 487-5417 denniscox@cjhensch.com

Count Name: Kingwood at Lake Kingwood Trail  
Site Code: 3  
Start Date: 02/19/2014  
Page No: 7

14-104

gunda



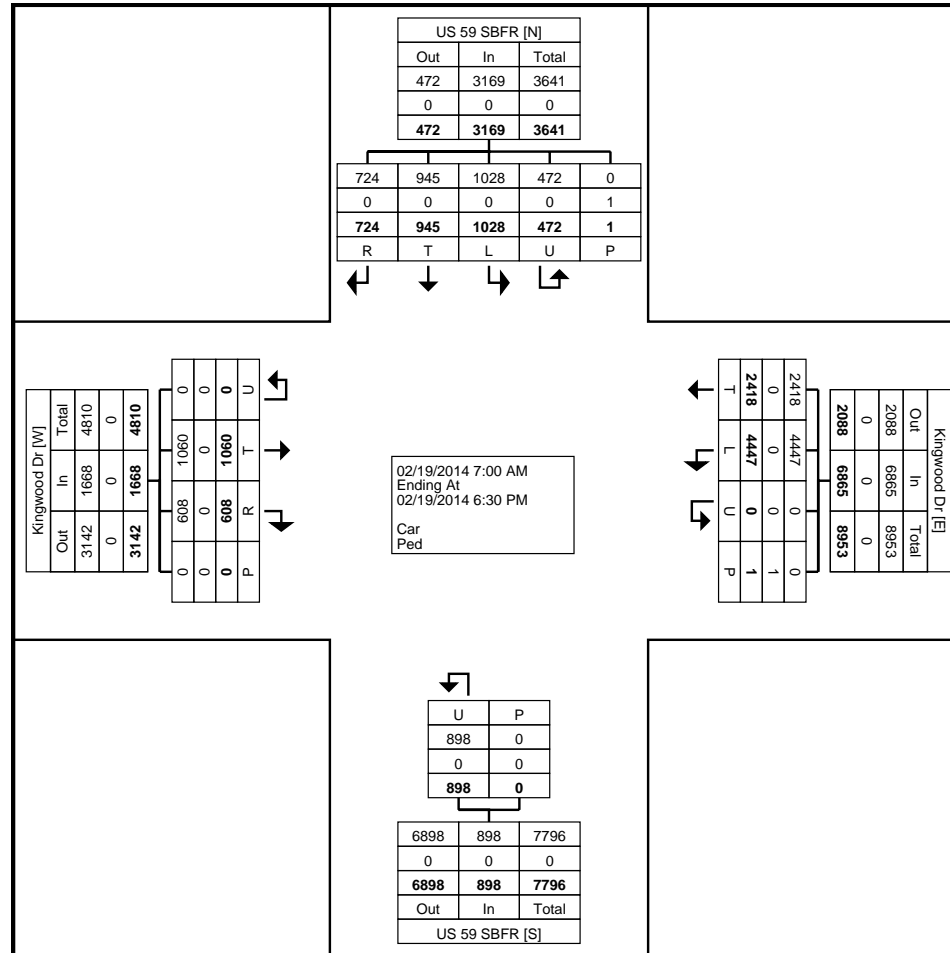




C. J. Hensch & Associates Inc.  
5215 Sycamore Ave.

Pasadena, Texas, United States 77503  
(281) 487-5417 denniscox@cjhensch.com

Count Name: Kingwood at US 59 SBFR  
Site Code: 2  
Start Date: 02/19/2014  
Page No: 2



Turning Movement Data Plot

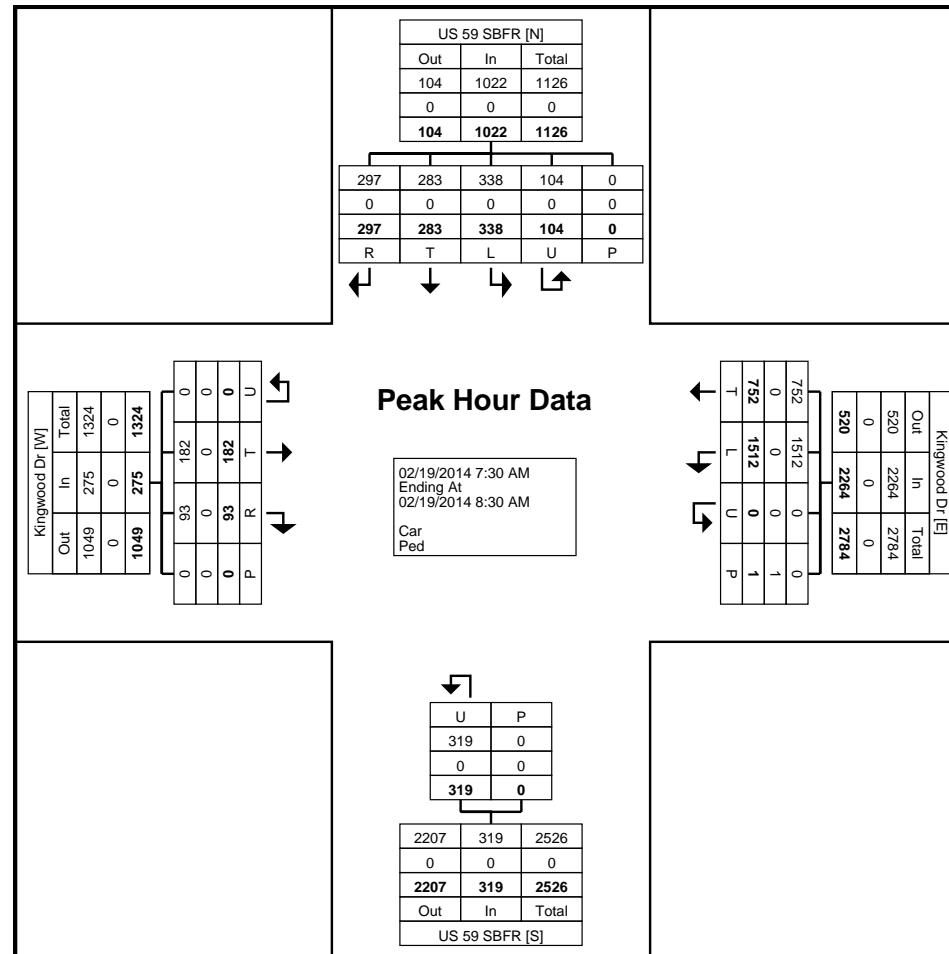




C. J. Hensch & Associates Inc.  
5215 Sycamore Ave.

Pasadena, Texas, United States 77503  
(281) 487-5417 denniscox@cjhensch.com

Count Name: Kingwood at US 59 SBFR  
Site Code: 2  
Start Date: 02/19/2014  
Page No: 4



Turning Movement Peak Hour Data Plot (7:30 AM)

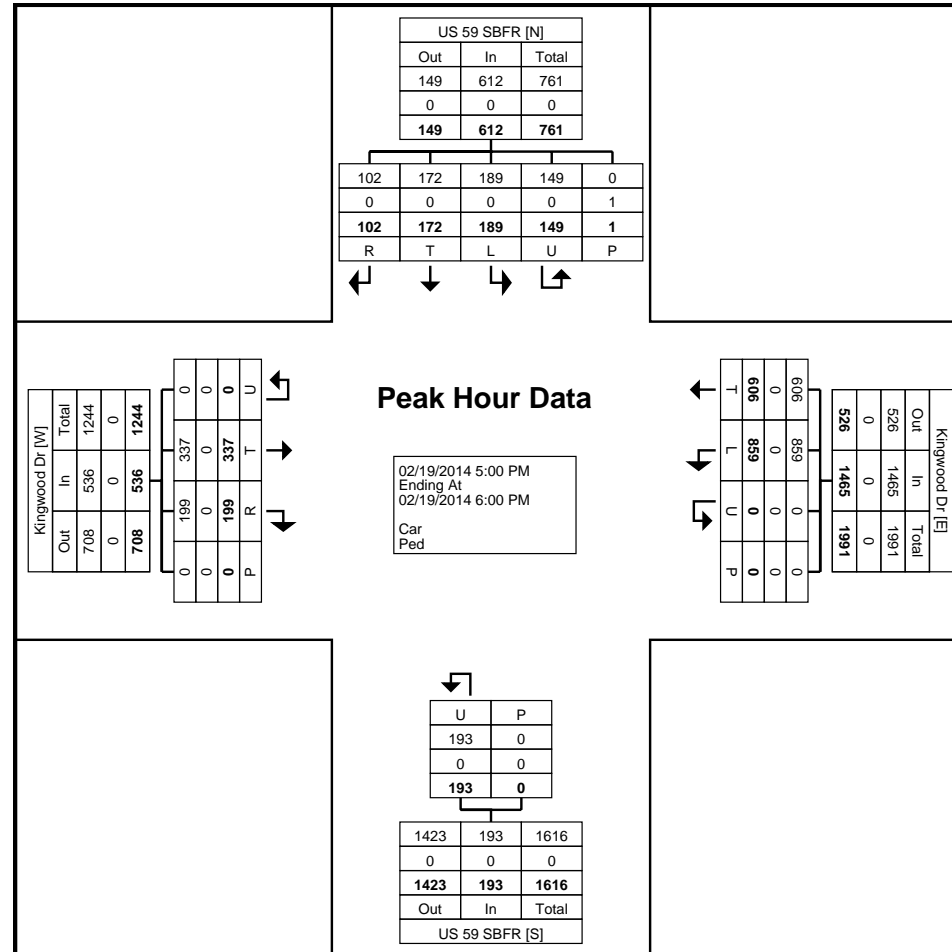




C. J. Hensch & Associates Inc.  
5215 Sycamore Ave.

Pasadena, Texas, United States 77503  
(281) 487-5417 denniscox@cjhensch.com

Count Name: Kingwood at US 59 SBFR  
Site Code: 2  
Start Date: 02/19/2014  
Page No: 6



Turning Movement Peak Hour Data Plot (5:00 PM)



C. J. Hensch & Associates Inc.  
5215 Sycamore Ave.

Pasadena, Texas, United States 77503  
(281) 487-5417 denniscox@cjhensch.com

Count Name: Kingwood at US 59 SBFR  
Site Code: 2  
Start Date: 02/19/2014  
Page No: 7

14-104

gunda



C. J. Hensch & Associates Inc.  
5215 Sycamore Ave.

Pasadena, Texas, United States 77503  
(281) 487-5417 denniscox@cjhensch.com

Count Name: Kingwood Dr at Forest Garden Dr  
Site Code: 6  
Start Date: 02/19/2014  
Page No: 1

### Turning Movement Data

Start Time	Forest Garden Southbound						Kingwood Westbound						Forest Garden Northbound						Kingwood Eastbound						Int. Total	
	Left	Thru	Right	U-Turn	Peds	App. Total	Left	Thru	Right	U-Turn	Peds	App. Total	Left	Thru	Right	U-Turn	Peds	App. Total	Left	Thru	Right	U-Turn	Peds	App. Total		
7:00 AM	2	1	26	0	0	29	1	182	17	0	0	200	23	5	2	0	0	30	18	105	16	0	0	139	398	
7:15 AM	2	1	43	0	0	46	0	174	20	0	0	194	33	4	1	0	0	38	38	98	13	0	0	149	427	
7:30 AM	28	8	73	0	0	109	0	250	32	0	0	282	25	13	6	0	1	44	43	92	3	0	1	138	573	
7:45 AM	29	20	87	0	0	136	5	259	22	0	0	286	27	26	3	0	2	56	54	108	12	0	0	174	652	
Hourly Total	61	30	229	0	0	320	6	865	91	0	0	962	108	48	12	0	3	168	153	403	44	0	1	600	2050	
8:00 AM	13	2	43	0	1	58	2	256	12	0	0	270	30	2	3	0	1	35	11	97	17	1	0	126	489	
8:15 AM	8	0	36	0	0	44	3	241	14	0	0	258	25	3	4	0	0	32	16	140	12	1	0	169	503	
8:30 AM	2	0	32	0	0	34	1	230	4	0	0	235	26	0	0	0	0	26	8	114	13	0	0	135	430	
8:45 AM	4	1	29	0	0	34	0	247	3	1	0	251	34	2	0	0	0	36	13	135	17	0	0	165	486	
Hourly Total	27	3	140	0	1	170	6	974	33	1	0	1014	115	7	7	0	1	129	48	486	59	2	0	595	1908	
*** BREAK ***	-	-	-	-	-	-	-	-	-	-	-	-	-	-	-	-	-	-	-	-	-	-	-	-	-	-
4:30 PM	6	4	37	0	0	47	2	190	6	0	0	198	25	2	3	0	1	30	40	230	44	1	0	315	590	
4:45 PM	15	6	29	0	0	50	2	200	8	0	0	210	17	3	2	0	1	22	30	268	33	0	0	331	613	
Hourly Total	21	10	66	0	0	97	4	390	14	0	0	408	42	5	5	0	2	52	70	498	77	1	0	646	1203	
5:00 PM	14	10	33	0	0	57	1	200	2	0	0	203	20	3	5	0	3	28	43	287	38	0	1	368	656	
5:15 PM	11	2	24	0	0	37	1	156	6	0	0	163	26	0	6	0	4	32	45	285	24	1	3	355	587	
5:30 PM	12	4	33	0	0	49	0	178	3	0	0	181	29	7	1	0	0	37	45	294	30	3	0	372	639	
5:45 PM	8	2	35	0	0	45	1	168	3	0	0	172	22	4	3	0	1	29	33	306	38	0	0	377	623	
Hourly Total	45	18	125	0	0	188	3	702	14	0	0	719	97	14	15	0	8	126	166	1172	130	4	4	1472	2505	
6:00 PM	3	2	22	0	0	27	1	203	2	0	0	206	17	0	1	0	0	18	38	287	33	0	1	358	609	
6:15 PM	3	2	22	0	0	27	4	181	3	0	0	188	37	3	0	0	0	40	35	276	41	1	1	353	608	
Grand Total	160	65	604	0	1	829	24	3315	157	1	0	3497	416	77	40	0	14	533	510	3122	384	8	7	4024	8883	
Approach %	19.3	7.8	72.9	0.0	-	-	0.7	94.8	4.5	0.0	-	-	78.0	14.4	7.5	0.0	-	-	12.7	77.6	9.5	0.2	-	-	-	
Total %	1.8	0.7	6.8	0.0	-	9.3	0.3	37.3	1.8	0.0	-	39.4	4.7	0.9	0.5	0.0	-	6.0	5.7	35.1	4.3	0.1	-	45.3	-	
Car	160	65	604	0	-	829	24	3315	157	1	-	3497	416	77	40	0	-	533	510	3122	384	8	-	4024	8883	
% Car	100.0	100.0	100.0	-	-	100.0	100.0	100.0	100.0	100.0	-	100.0	100.0	100.0	100.0	-	-	100.0	100.0	100.0	100.0	100.0	-	100.0	100.0	
Ped	-	-	-	-	1	-	-	-	-	-	0	-	-	-	-	-	14	-	-	-	-	-	7	-	-	
% Ped	-	-	-	-	100.0	-	-	-	-	-	-	-	-	-	-	-	100.0	-	-	-	-	-	100.0	-	-	

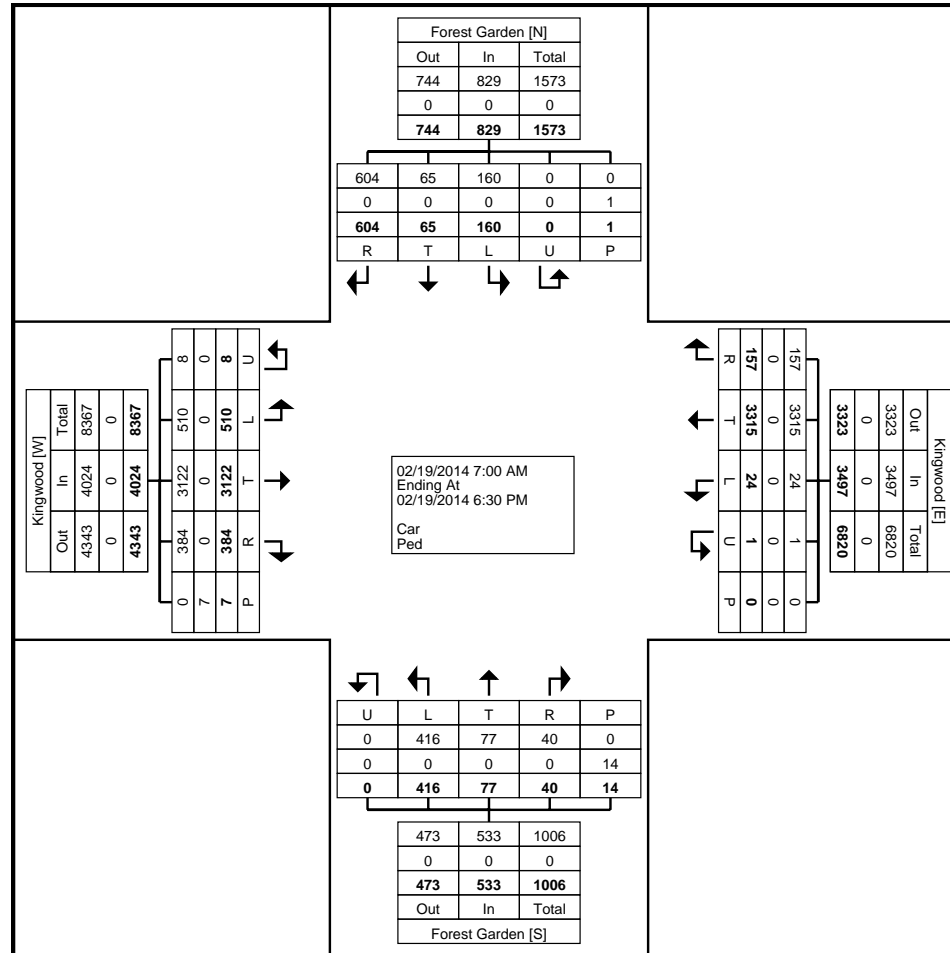




C. J. Hensch & Associates Inc.  
5215 Sycamore Ave.

Pasadena, Texas, United States 77503  
(281) 487-5417 denniscox@cjhensch.com

Count Name: Kingwood Dr at Forest Garden Dr  
Site Code: 6  
Start Date: 02/19/2014  
Page No: 2



Turning Movement Data Plot



C. J. Hensch & Associates Inc.  
5215 Sycamore Ave.

Pasadena, Texas, United States 77503  
(281) 487-5417 denniscox@cjhensch.com

Count Name: Kingwood Dr at Forest Garden Dr  
Site Code: 6  
Start Date: 02/19/2014  
Page No: 3

### Turning Movement Peak Hour Data (7:30 AM)

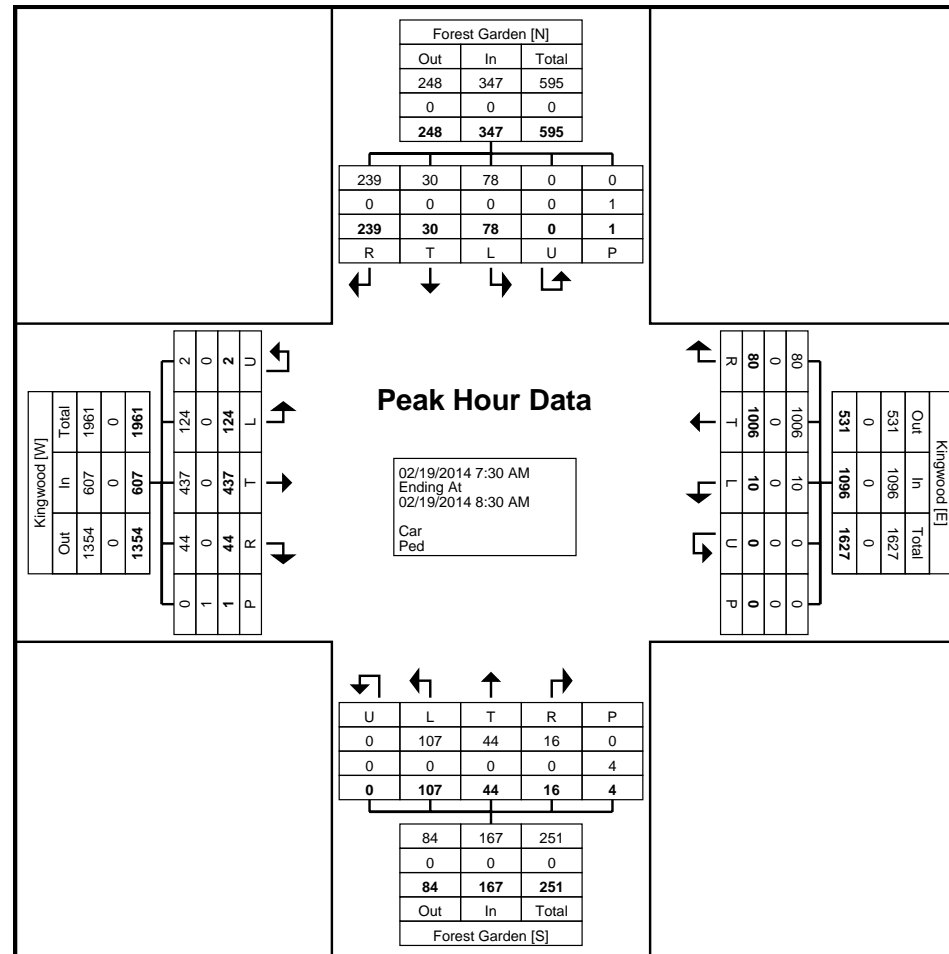
Start Time	Forest Garden Southbound						Kingwood Westbound						Forest Garden Northbound						Kingwood Eastbound						Int. Total
	Left	Thru	Right	U-Turn	Peds	App. Total	Left	Thru	Right	U-Turn	Peds	App. Total	Left	Thru	Right	U-Turn	Peds	App. Total	Left	Thru	Right	U-Turn	Peds	App. Total	
7:30 AM	28	8	73	0	0	109	0	250	32	0	0	282	25	13	6	0	1	44	43	92	3	0	1	138	573
7:45 AM	29	20	87	0	0	136	5	259	22	0	0	286	27	26	3	0	2	56	54	108	12	0	0	174	652
8:00 AM	13	2	43	0	1	58	2	256	12	0	0	270	30	2	3	0	1	35	11	97	17	1	0	126	489
8:15 AM	8	0	36	0	0	44	3	241	14	0	0	258	25	3	4	0	0	32	16	140	12	1	0	169	503
Total	78	30	239	0	1	347	10	1006	80	0	0	1096	107	44	16	0	4	167	124	437	44	2	1	607	2217
Approach %	22.5	8.6	68.9	0.0	-	-	0.9	91.8	7.3	0.0	-	-	64.1	26.3	9.6	0.0	-	-	20.4	72.0	7.2	0.3	-	-	-
Total %	3.5	1.4	10.8	0.0	-	15.7	0.5	45.4	3.6	0.0	-	49.4	4.8	2.0	0.7	0.0	-	7.5	5.6	19.7	2.0	0.1	-	27.4	-
PHF	0.672	0.375	0.687	0.000	-	0.638	0.500	0.971	0.625	0.000	-	0.958	0.892	0.423	0.667	0.000	-	0.746	0.574	0.780	0.647	0.500	-	0.872	0.850
Car	78	30	239	0	-	347	10	1006	80	0	-	1096	107	44	16	0	-	167	124	437	44	2	-	607	2217
% Car	100.0	100.0	100.0	-	-	100.0	100.0	100.0	100.0	-	-	100.0	100.0	100.0	100.0	-	-	100.0	100.0	100.0	100.0	100.0	-	100.0	100.0
Ped	-	-	-	-	1	-	-	-	-	-	0	-	-	-	-	-	4	-	-	-	-	-	1	-	-
% Ped	-	-	-	-	100.0	-	-	-	-	-	-	-	-	-	-	-	100.0	-	-	-	-	-	100.0	-	-



C. J. Hensch & Associates Inc.  
5215 Sycamore Ave.

Pasadena, Texas, United States 77503  
(281) 487-5417 denniscox@cjhensch.com

Count Name: Kingwood Dr at Forest Garden Dr  
Site Code: 6  
Start Date: 02/19/2014  
Page No: 4



Turning Movement Peak Hour Data Plot (7:30 AM)



C. J. Hensch & Associates Inc.  
5215 Sycamore Ave.

Pasadena, Texas, United States 77503  
(281) 487-5417 denniscox@cjhensch.com

Count Name: Kingwood Dr at Forest Garden Dr  
Site Code: 6  
Start Date: 02/19/2014  
Page No: 5

### Turning Movement Peak Hour Data (5:00 PM)

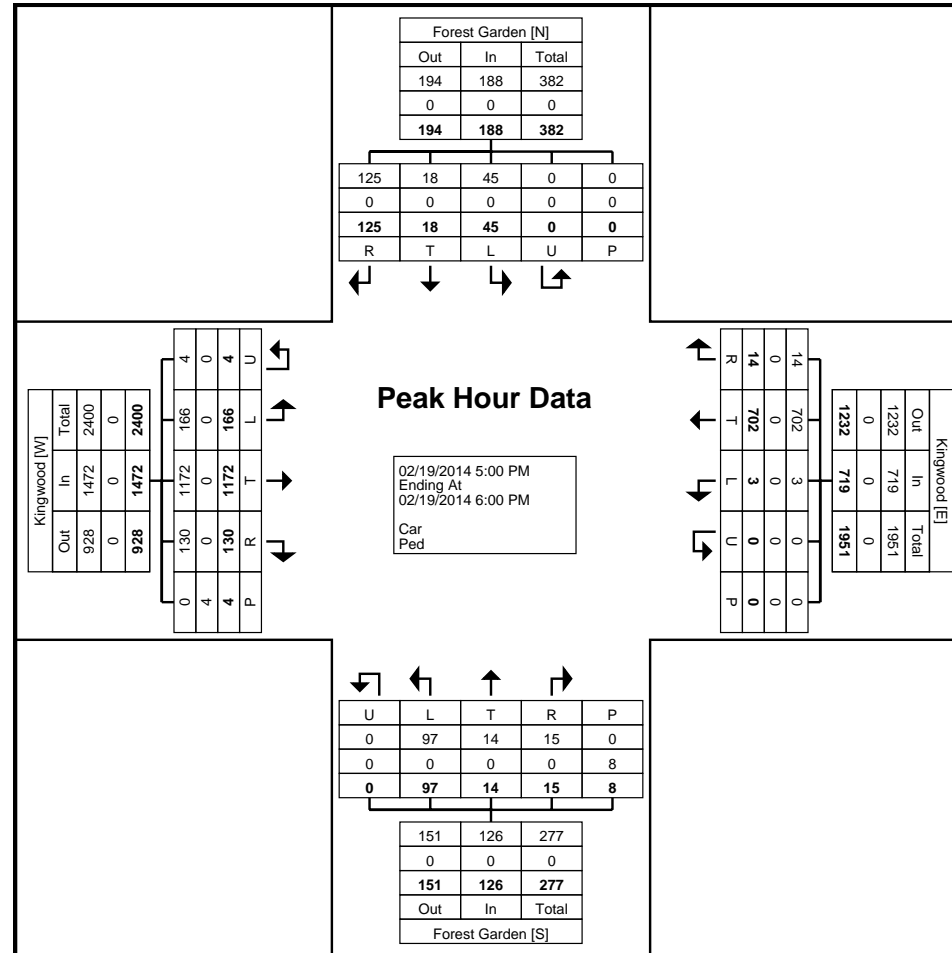
Start Time	Forest Garden Southbound						Kingwood Westbound						Forest Garden Northbound						Kingwood Eastbound						Int. Total
	Left	Thru	Right	U-Turn	Peds	App. Total	Left	Thru	Right	U-Turn	Peds	App. Total	Left	Thru	Right	U-Turn	Peds	App. Total	Left	Thru	Right	U-Turn	Peds	App. Total	
5:00 PM	14	10	33	0	0	57	1	200	2	0	0	203	20	3	5	0	3	28	43	287	38	0	1	368	656
5:15 PM	11	2	24	0	0	37	1	156	6	0	0	163	26	0	6	0	4	32	45	285	24	1	3	355	587
5:30 PM	12	4	33	0	0	49	0	178	3	0	0	181	29	7	1	0	0	37	45	294	30	3	0	372	639
5:45 PM	8	2	35	0	0	45	1	168	3	0	0	172	22	4	3	0	1	29	33	306	38	0	0	377	623
Total	45	18	125	0	0	188	3	702	14	0	0	719	97	14	15	0	8	126	166	1172	130	4	4	1472	2505
Approach %	23.9	9.6	66.5	0.0	-	-	0.4	97.6	1.9	0.0	-	-	77.0	11.1	11.9	0.0	-	-	11.3	79.6	8.8	0.3	-	-	-
Total %	1.8	0.7	5.0	0.0	-	7.5	0.1	28.0	0.6	0.0	-	28.7	3.9	0.6	0.6	0.0	-	5.0	6.6	46.8	5.2	0.2	-	58.8	-
PHF	0.804	0.450	0.893	0.000	-	0.825	0.750	0.878	0.583	0.000	-	0.885	0.836	0.500	0.625	0.000	-	0.851	0.922	0.958	0.855	0.333	-	0.976	0.955
Car	45	18	125	0	-	188	3	702	14	0	-	719	97	14	15	0	-	126	166	1172	130	4	-	1472	2505
% Car	100.0	100.0	100.0	-	-	100.0	100.0	100.0	100.0	-	-	100.0	100.0	100.0	100.0	-	-	100.0	100.0	100.0	100.0	100.0	-	100.0	100.0
Ped	-	-	-	-	0	-	-	-	-	-	0	-	-	-	-	-	8	-	-	-	-	-	4	-	-
% Ped	-	-	-	-	-	-	-	-	-	-	-	-	-	-	-	-	100.0	-	-	-	-	-	100.0	-	-



C. J. Hensch & Associates Inc.  
5215 Sycamore Ave.

Pasadena, Texas, United States 77503  
(281) 487-5417 denniscox@cjhensch.com

Count Name: Kingwood Dr at Forest Garden Dr  
Site Code: 6  
Start Date: 02/19/2014  
Page No: 6



Turning Movement Peak Hour Data Plot (5:00 PM)



C. J. Hensch & Associates Inc.  
5215 Sycamore Ave.

Pasadena, Texas, United States 77503  
(281) 487-5417 denniscox@cjhensch.com

Count Name: Kingwood Dr at Forest Garden Dr  
Site Code: 6  
Start Date: 02/19/2014  
Page No: 7

14-104

gunda



C. J. Hensch & Associates Inc.  
5215 Sycamore Ave.

Pasadena, Texas, United States 77503  
(281) 487-5417 denniscox@cjhensch.com

Count Name: Kingwood Dr at Kingwood Place  
Site Code: 6  
Start Date: 09/10/2014  
Page No: 1

### Turning Movement Data

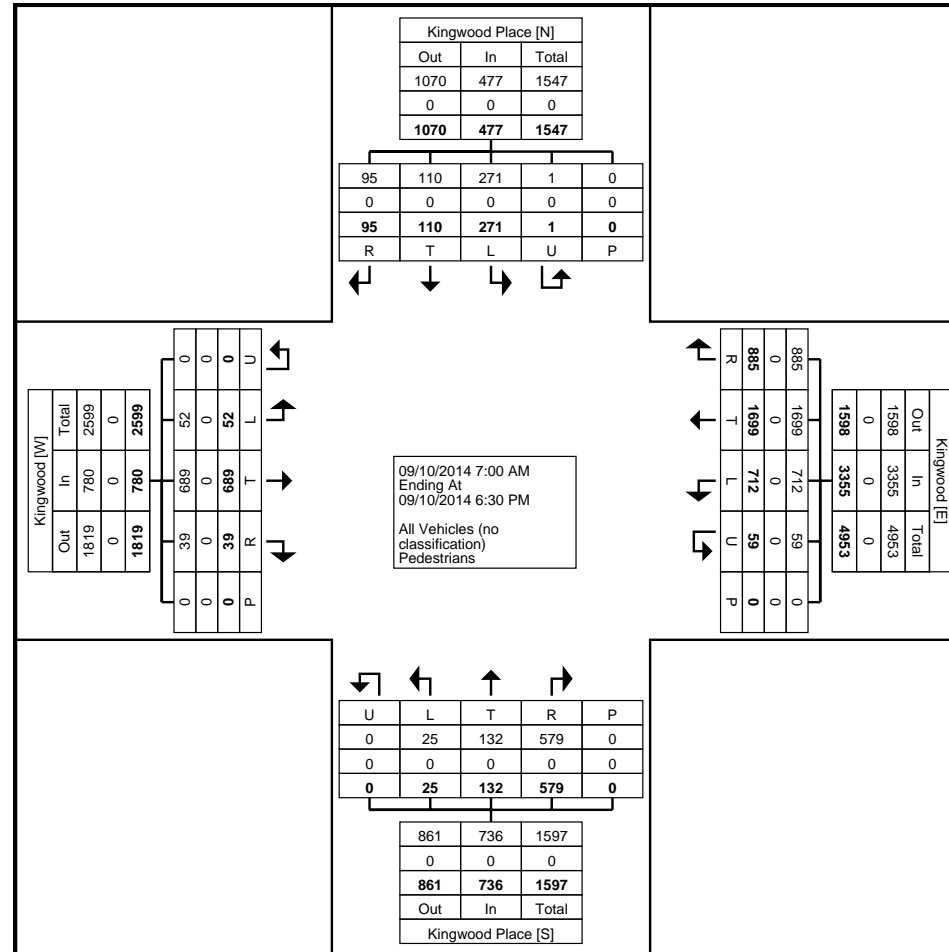
Start Time	Kingwood Place Southbound						Kingwood Westbound						Kingwood Place Northbound						Kingwood Eastbound						Int. Total
	Left	Thru	Right	U-Turn	Peds	App. Total	Left	Thru	Right	U-Turn	Peds	App. Total	Left	Thru	Right	U-Turn	Peds	App. Total	Left	Thru	Right	U-Turn	Peds	App. Total	
7:00 AM	5	9	3	0	0	17	42	57	19	6	0	124	1	2	4	0	0	7	0	18	2	0	0	20	168
7:15 AM	17	9	2	0	0	28	59	86	26	7	0	178	1	10	17	0	0	28	0	18	1	0	0	19	253
7:30 AM	12	13	11	0	0	36	80	152	49	7	0	288	2	5	19	0	0	26	1	29	1	0	0	31	381
7:45 AM	18	16	17	0	0	51	87	191	65	6	0	349	3	3	20	0	0	26	1	46	3	0	0	50	476
Hourly Total	52	47	33	0	0	132	268	486	159	26	0	939	7	20	60	0	0	87	2	111	7	0	0	120	1278
8:00 AM	12	16	1	0	0	29	93	92	46	4	0	235	1	6	22	0	0	29	2	20	4	0	0	26	319
8:15 AM	8	7	6	0	0	21	90	86	48	6	0	230	1	2	26	0	0	29	3	24	1	0	0	28	308
8:30 AM	13	10	0	0	0	23	86	177	80	1	0	344	0	11	21	0	0	32	3	29	1	0	0	33	432
8:45 AM	27	6	5	0	0	38	77	178	90	1	0	346	0	7	34	0	0	41	7	83	6	0	0	96	521
Hourly Total	60	39	12	0	0	111	346	533	264	12	0	1155	2	26	103	0	0	131	15	156	12	0	0	183	1580
*** BREAK ***	-	-	-	-	-	-	-	-	-	-	-	-	-	-	-	-	-	-	-	-	-	-	-	-	-
4:30 PM	34	3	5	0	0	42	19	46	50	1	0	116	2	17	65	0	0	84	4	79	7	0	0	90	332
4:45 PM	27	5	2	0	0	34	15	67	49	1	0	132	4	12	87	0	0	103	3	65	0	0	0	68	337
Hourly Total	61	8	7	0	0	76	34	113	99	2	0	248	6	29	152	0	0	187	7	144	7	0	0	158	669
5:00 PM	17	2	7	0	0	26	12	61	66	4	0	143	2	15	87	0	0	104	6	66	3	0	0	75	348
5:15 PM	17	3	6	0	0	26	14	108	67	1	0	190	3	14	58	0	0	75	6	58	2	0	0	66	357
5:30 PM	16	4	12	0	0	32	7	171	65	0	0	243	1	8	47	0	0	56	6	50	2	0	0	58	389
5:45 PM	28	3	14	0	0	45	13	145	74	3	0	235	4	8	29	0	0	41	3	53	2	0	0	58	379
Hourly Total	78	12	39	0	0	129	46	485	272	8	0	811	10	45	221	0	0	276	21	227	9	0	0	257	1473
6:00 PM	9	0	3	1	0	13	9	51	46	4	0	110	0	6	23	0	0	29	5	23	0	0	0	28	180
6:15 PM	11	4	1	0	0	16	9	31	45	7	0	92	0	6	20	0	0	26	2	28	4	0	0	34	168
Grand Total	271	110	95	1	0	477	712	1699	885	59	0	3355	25	132	579	0	0	736	52	689	39	0	0	780	5348
Approach %	56.8	23.1	19.9	0.2	-	-	21.2	50.6	26.4	1.8	-	-	3.4	17.9	78.7	0.0	-	-	6.7	88.3	5.0	0.0	-	-	-
Total %	5.1	2.1	1.8	0.0	-	8.9	13.3	31.8	16.5	1.1	-	62.7	0.5	2.5	10.8	0.0	-	13.8	1.0	12.9	0.7	0.0	-	14.6	-
All Vehicles (no classification)	271	110	95	1	-	477	712	1699	885	59	-	3355	25	132	579	0	-	736	52	689	39	0	-	780	5348
% All Vehicles (no classification)	100.0	100.0	100.0	100.0	-	100.0	100.0	100.0	100.0	100.0	-	100.0	100.0	100.0	100.0	-	-	100.0	100.0	100.0	100.0	-	-	100.0	100.0
Pedestrians	-	-	-	-	0	-	-	-	-	-	0	-	-	-	-	-	0	-	-	-	-	-	0	-	-
% Pedestrians	-	-	-	-	-	-	-	-	-	-	-	-	-	-	-	-	-	-	-	-	-	-	-	-	-



C. J. Hensch & Associates Inc.  
5215 Sycamore Ave.

Pasadena, Texas, United States 77503  
(281) 487-5417 denniscox@cjhensch.com

Count Name: Kingwood Dr at Kingwood Place  
Site Code: 6  
Start Date: 09/10/2014  
Page No: 2



Turning Movement Data Plot



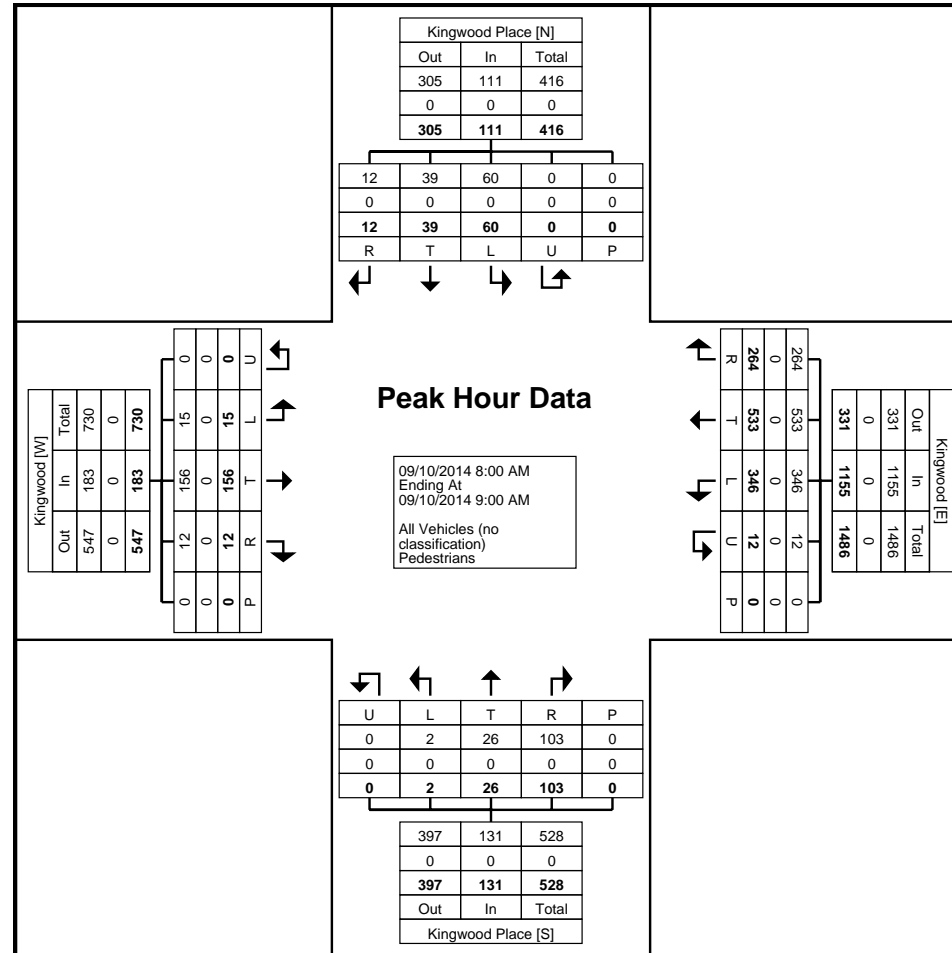




C. J. Hensch & Associates Inc.  
5215 Sycamore Ave.

Pasadena, Texas, United States 77503  
(281) 487-5417 denniscox@cjhensch.com

Count Name: Kingwood Dr at Kingwood Place  
Site Code: 6  
Start Date: 09/10/2014  
Page No: 4



Turning Movement Peak Hour Data Plot (8:00 AM)

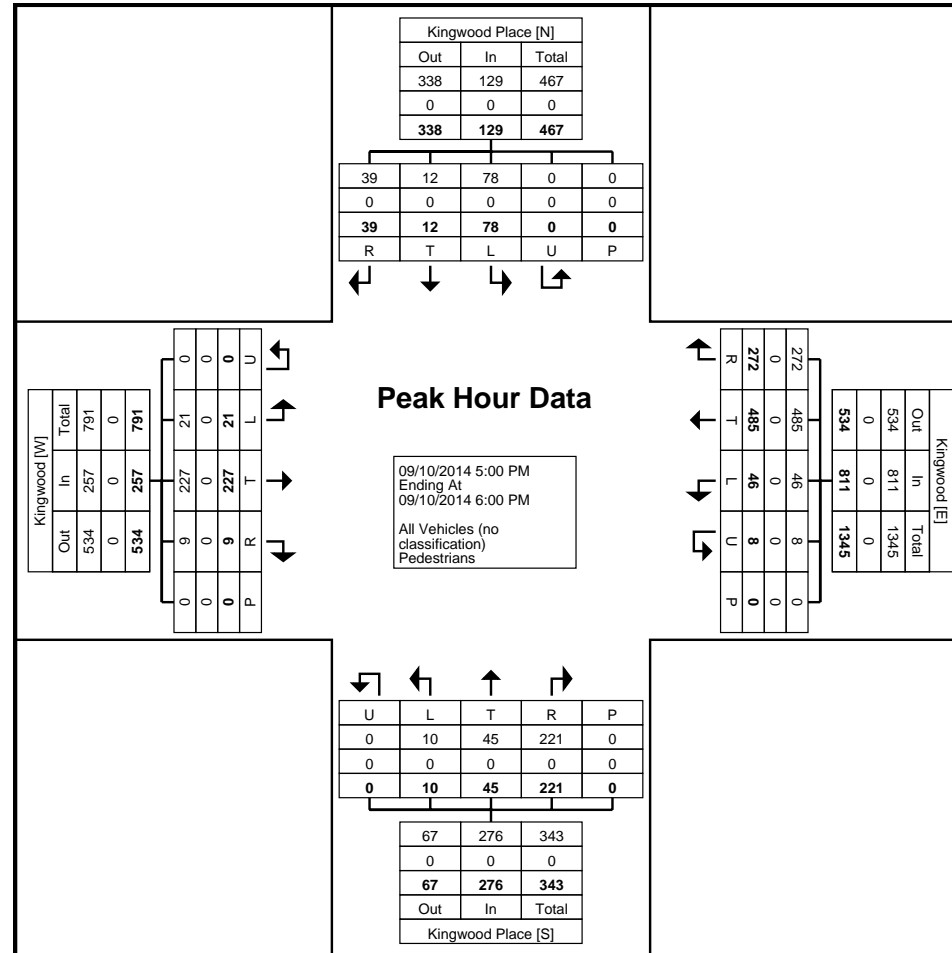




C. J. Hensch & Associates Inc.  
5215 Sycamore Ave.

Pasadena, Texas, United States 77503  
(281) 487-5417 denniscox@cjhensch.com

Count Name: Kingwood Dr at Kingwood Place  
Site Code: 6  
Start Date: 09/10/2014  
Page No: 6



Turning Movement Peak Hour Data Plot (5:00 PM)



C. J. Hensch & Associates Inc.  
5215 Sycamore Ave.

Pasadena, Texas, United States 77503  
(281) 487-5417 denniscox@cjhensch.com

Count Name: Kingwood Dr at Kingwood Place  
Site Code: 6  
Start Date: 09/10/2014  
Page No: 7

0109

gunda



C. J. Hensch & Associates Inc.  
5215 Sycamore Ave.

Pasadena, Texas, United States 77503  
(281) 487-5417 denniscox@cjhensch.com

Count Name: Kingwood Dr at Lake Houston Pkwy  
Site Code: 5  
Start Date: 02/19/2014  
Page No: 1

### Turning Movement Data

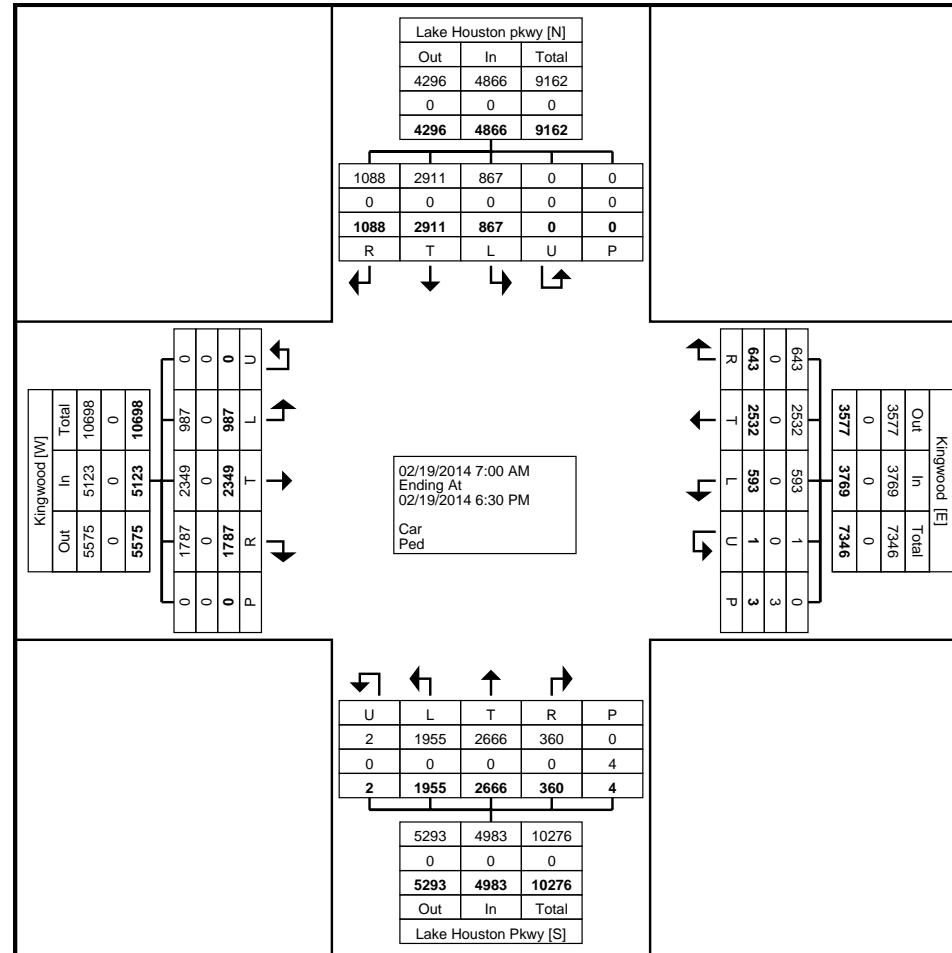
Start Time	Lake Houston pkwy Southbound						Kingwood Westbound						Lake Houston Pkwy Northbound						Kingwood Eastbound						Int. Total
	Left	Thru	Right	U-Turn	Peds	App. Total	Left	Thru	Right	U-Turn	Peds	App. Total	Left	Thru	Right	U-Turn	Peds	App. Total	Left	Thru	Right	U-Turn	Peds	App. Total	
7:00 AM	10	143	169	0	0	322	2	231	7	0	2	240	130	106	6	0	0	242	60	102	74	0	0	236	1040
7:15 AM	18	126	60	0	0	204	19	172	25	0	1	216	129	134	14	0	0	277	74	109	94	0	0	277	974
7:30 AM	20	191	69	0	0	280	32	218	27	0	0	277	115	173	11	0	0	299	38	55	79	0	0	172	1028
7:45 AM	57	227	64	0	0	348	42	232	34	0	0	308	116	210	17	0	0	343	38	73	73	0	0	184	1183
Hourly Total	105	687	362	0	0	1154	95	853	93	0	3	1041	490	623	48	0	0	1161	210	339	320	0	0	869	4225
8:00 AM	35	222	71	0	0	328	49	170	36	0	0	255	87	159	15	1	0	262	45	74	96	0	0	215	1060
8:15 AM	57	167	61	0	0	285	31	171	38	0	0	240	132	100	17	0	0	249	33	96	83	0	0	212	986
8:30 AM	30	155	61	0	0	246	35	198	24	0	0	257	127	99	16	0	1	242	46	91	99	0	0	236	981
8:45 AM	51	134	105	0	0	290	38	208	31	0	0	277	124	111	16	0	1	251	32	94	72	0	0	198	1016
Hourly Total	173	678	298	0	0	1149	153	747	129	0	0	1029	470	469	64	1	2	1004	156	355	350	0	0	861	4043
*** BREAK ***	-	-	-	-	-	-	-	-	-	-	-	-	-	-	-	-	-	-	-	-	-	-	-	-	-
4:30 PM	67	179	47	0	0	293	49	108	40	0	0	197	121	182	32	0	0	335	74	150	167	0	0	391	1216
4:45 PM	49	193	48	0	0	290	35	115	59	1	0	210	119	193	30	0	0	342	77	214	141	0	0	432	1274
Hourly Total	116	372	95	0	0	583	84	223	99	1	0	407	240	375	62	0	0	677	151	364	308	0	0	823	2490
5:00 PM	87	221	52	0	0	360	51	119	63	0	0	233	126	181	38	0	0	345	84	212	143	0	0	439	1377
5:15 PM	79	196	62	0	0	337	36	125	42	0	0	203	137	206	24	0	0	367	82	219	142	0	0	443	1350
5:30 PM	79	218	50	0	0	347	35	110	53	0	0	198	134	212	29	0	0	375	86	224	135	0	0	445	1365
5:45 PM	77	189	68	0	0	334	47	130	48	0	0	225	130	199	33	0	2	362	84	201	131	0	0	416	1337
Hourly Total	322	824	232	0	0	1378	169	484	206	0	0	859	527	798	124	0	2	1449	336	856	551	0	0	1743	5429
6:00 PM	77	159	46	0	0	282	47	105	45	0	0	197	109	180	27	0	0	316	61	209	125	0	0	395	1190
6:15 PM	74	191	55	0	0	320	45	120	71	0	0	236	119	221	35	1	0	376	73	226	133	0	0	432	1364
Grand Total	867	2911	1088	0	0	4866	593	2532	643	1	3	3769	1955	2666	360	2	4	4983	987	2349	1787	0	0	5123	18741
Approach %	17.8	59.8	22.4	0.0	-	-	15.7	67.2	17.1	0.0	-	-	39.2	53.5	7.2	0.0	-	-	19.3	45.9	34.9	0.0	-	-	-
Total %	4.6	15.5	5.8	0.0	-	26.0	3.2	13.5	3.4	0.0	-	20.1	10.4	14.2	1.9	0.0	-	26.6	5.3	12.5	9.5	0.0	-	27.3	-
Car	867	2911	1088	0	-	4866	593	2532	643	1	-	3769	1955	2666	360	2	-	4983	987	2349	1787	0	-	5123	18741
% Car	100.0	100.0	100.0	-	-	100.0	100.0	100.0	100.0	100.0	-	100.0	100.0	100.0	100.0	100.0	-	100.0	100.0	100.0	100.0	-	-	100.0	100.0
Ped	-	-	-	-	0	-	-	-	-	-	3	-	-	-	-	-	4	-	-	-	-	-	0	-	-
% Ped	-	-	-	-	-	-	-	-	-	-	100.0	-	-	-	-	-	100.0	-	-	-	-	-	-	-	-



C. J. Hensch & Associates Inc.  
5215 Sycamore Ave.

Pasadena, Texas, United States 77503  
(281) 487-5417 denniscox@cjhensch.com

Count Name: Kingwood Dr at Lake Houston  
Pkwy  
Site Code: 5  
Start Date: 02/19/2014  
Page No: 2



Turning Movement Data Plot



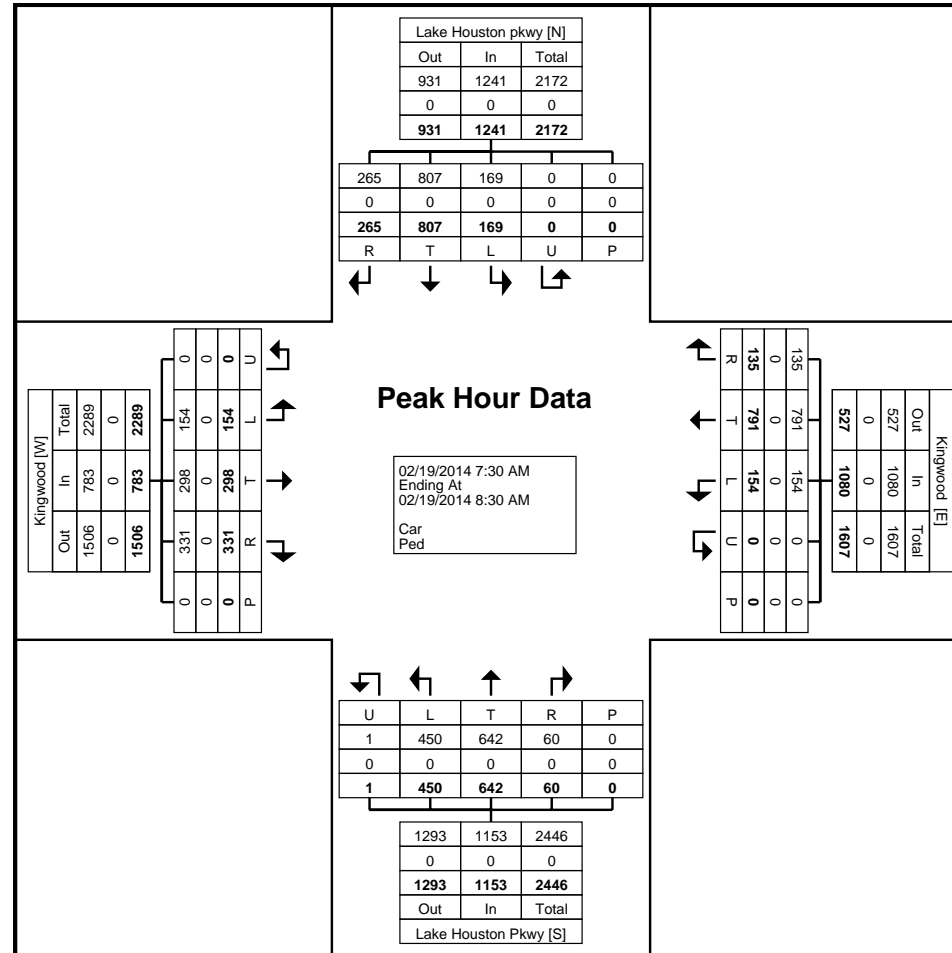




C. J. Hensch & Associates Inc.  
5215 Sycamore Ave.

Pasadena, Texas, United States 77503  
(281) 487-5417 denniscox@cjhensch.com

Count Name: Kingwood Dr at Lake Houston Pkwy  
Site Code: 5  
Start Date: 02/19/2014  
Page No: 4



Turning Movement Peak Hour Data Plot (7:30 AM)

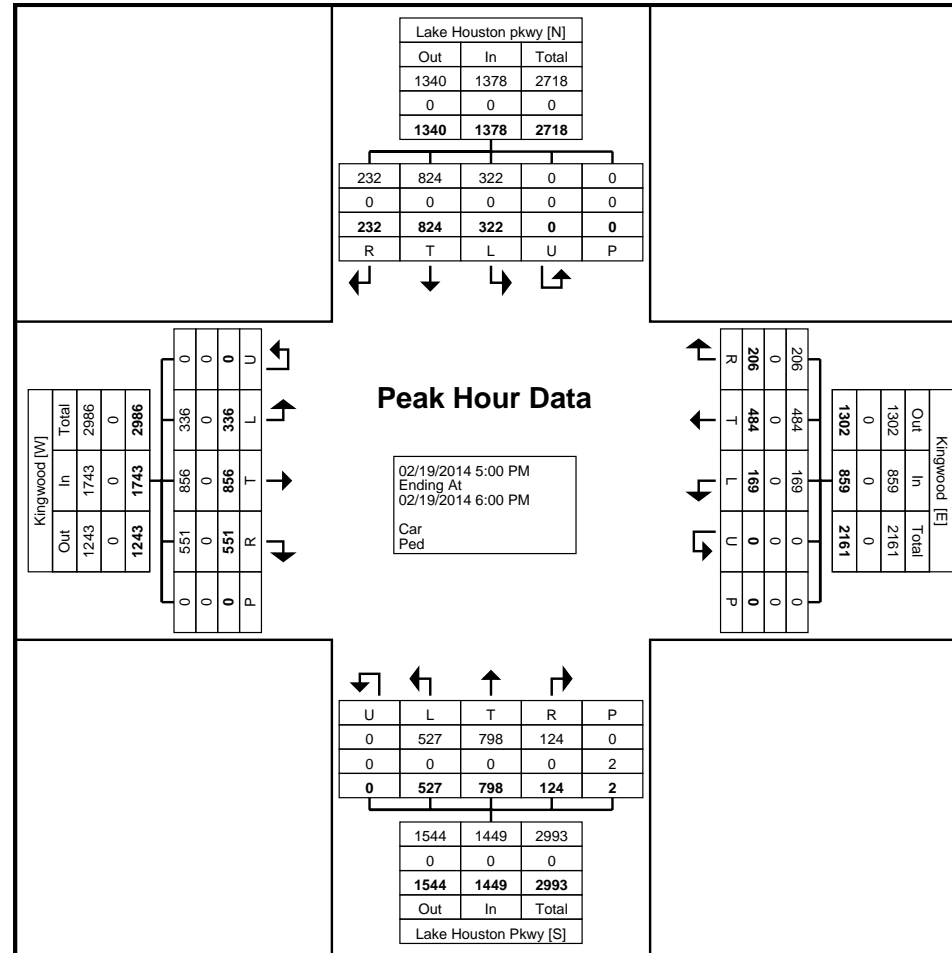




C. J. Hensch & Associates Inc.  
5215 Sycamore Ave.

Pasadena, Texas, United States 77503  
(281) 487-5417 denniscox@cjhensch.com

Count Name: Kingwood Dr at Lake Houston  
Pkwy  
Site Code: 5  
Start Date: 02/19/2014  
Page No: 6



Turning Movement Peak Hour Data Plot (5:00 PM)



C. J. Hensch & Associates Inc.  
5215 Sycamore Ave.

Pasadena, Texas, United States 77503  
(281) 487-5417 denniscox@cjhensch.com

Count Name: Kingwood Dr at Lake Houston  
Pkw  
Site Code: 5  
Start Date: 02/19/2014  
Page No: 7

14-104

gunda



C. J. Hensch & Associates Inc.  
5215 Sycamore Ave.

Pasadena, Texas, United States 77503  
(281) 487-5417 denniscox@cjhensch.com

Count Name: Kingwood Dr at Mills Branch  
Site Code: 1  
Start Date: 09/10/2014  
Page No: 1

### Turning Movement Data

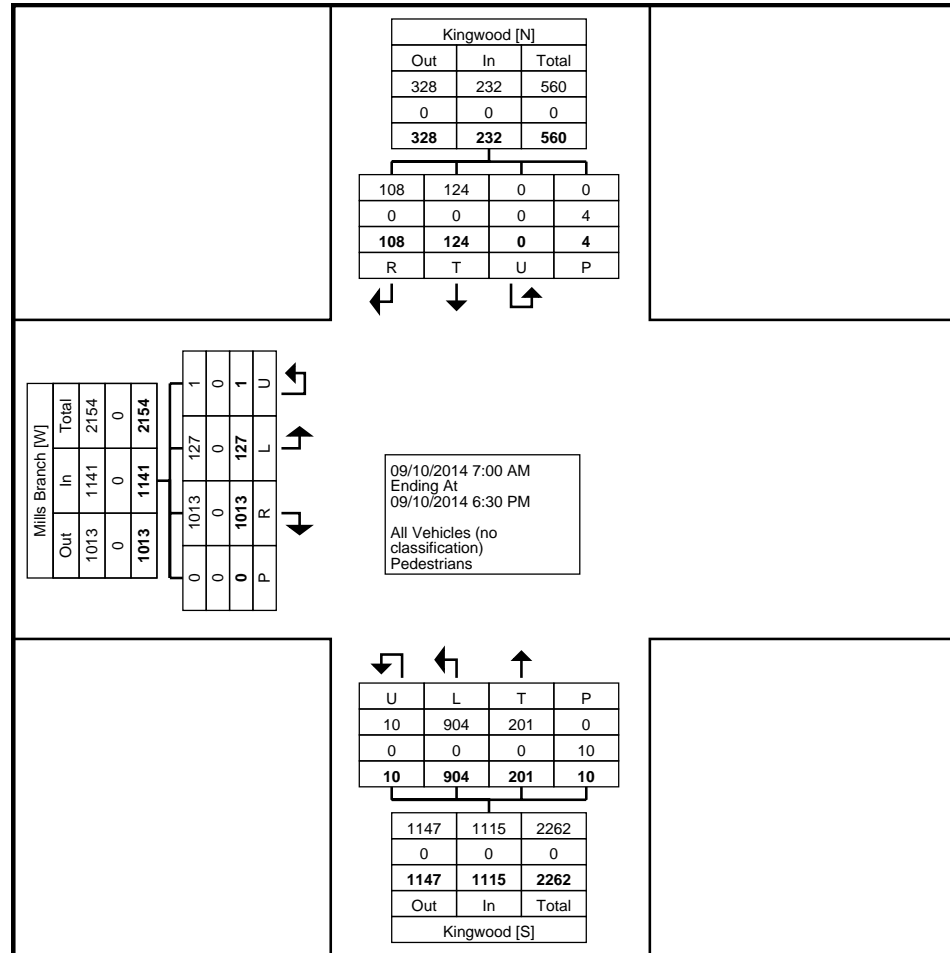
Start Time	Kingwood Southbound					Kingwood Northbound					Mills Branch Eastbound					Int. Total
	Thru	Right	U-Turn	Peds	App. Total	Left	Thru	U-Turn	Peds	App. Total	Left	Right	U-Turn	Peds	App. Total	
7:00 AM	6	8	0	0	14	33	10	0	0	43	3	24	0	0	27	84
7:15 AM	7	6	0	0	13	43	12	0	2	55	5	46	0	0	51	119
7:30 AM	16	9	0	1	25	31	11	0	0	42	6	76	0	0	82	149
7:45 AM	12	10	0	0	22	63	9	0	0	72	7	91	0	0	98	192
Hourly Total	41	33	0	1	74	170	42	0	2	212	21	237	0	0	258	544
8:00 AM	9	7	0	0	16	57	14	3	1	74	14	97	0	0	111	201
8:15 AM	4	11	0	0	15	69	10	2	1	81	5	59	0	0	64	160
8:30 AM	11	5	0	0	16	24	9	0	1	33	8	52	0	0	60	109
8:45 AM	9	6	0	0	15	16	8	0	1	24	1	40	0	0	41	80
Hourly Total	33	29	0	0	62	166	41	5	4	212	28	248	0	0	276	550
*** BREAK ***	-	-	-	-	-	-	-	-	-	-	-	-	-	-	-	-
4:30 PM	6	4	0	0	10	68	20	0	0	88	11	65	0	0	76	174
4:45 PM	9	4	0	0	13	76	13	0	0	89	6	70	0	0	76	178
Hourly Total	15	8	0	0	23	144	33	0	0	177	17	135	0	0	152	352
5:00 PM	5	7	0	0	12	71	11	0	0	82	9	72	0	0	81	175
5:15 PM	6	7	0	0	13	71	12	0	0	83	15	66	1	0	82	178
5:30 PM	10	5	0	0	15	56	14	0	0	70	3	66	0	0	69	154
5:45 PM	4	9	0	0	13	78	22	3	1	103	10	83	0	0	93	209
Hourly Total	25	28	0	0	53	276	59	3	1	338	37	287	1	0	325	716
6:00 PM	4	3	0	0	7	97	12	2	2	111	9	57	0	0	66	184
6:15 PM	6	7	0	3	13	51	14	0	1	65	15	49	0	0	64	142
Grand Total	124	108	0	4	232	904	201	10	10	1115	127	1013	1	0	1141	2488
Approach %	53.4	46.6	0.0	-	-	81.1	18.0	0.9	-	-	11.1	88.8	0.1	-	-	-
Total %	5.0	4.3	0.0	-	9.3	36.3	8.1	0.4	-	44.8	5.1	40.7	0.0	-	45.9	-
All Vehicles (no classification)	124	108	0	-	232	904	201	10	-	1115	127	1013	1	-	1141	2488
% All Vehicles (no classification)	100.0	100.0	-	-	100.0	100.0	100.0	100.0	-	100.0	100.0	100.0	100.0	-	100.0	100.0
Pedestrians	-	-	-	4	-	-	-	-	10	-	-	-	-	0	-	-
% Pedestrians	-	-	-	100.0	-	-	-	-	100.0	-	-	-	-	-	-	-



C. J. Hensch & Associates Inc.  
5215 Sycamore Ave.

Pasadena, Texas, United States 77503  
(281) 487-5417 denniscox@cjhensch.com

Count Name: Kingwood Dr at Mills Branch  
Site Code: 1  
Start Date: 09/10/2014  
Page No: 2



Turning Movement Data Plot



C. J. Hensch & Associates Inc.  
5215 Sycamore Ave.

Pasadena, Texas, United States 77503  
(281) 487-5417 denniscox@cjhensch.com

Count Name: Kingwood Dr at Mills Branch  
Site Code: 1  
Start Date: 09/10/2014  
Page No: 3

### Turning Movement Peak Hour Data (7:30 AM)

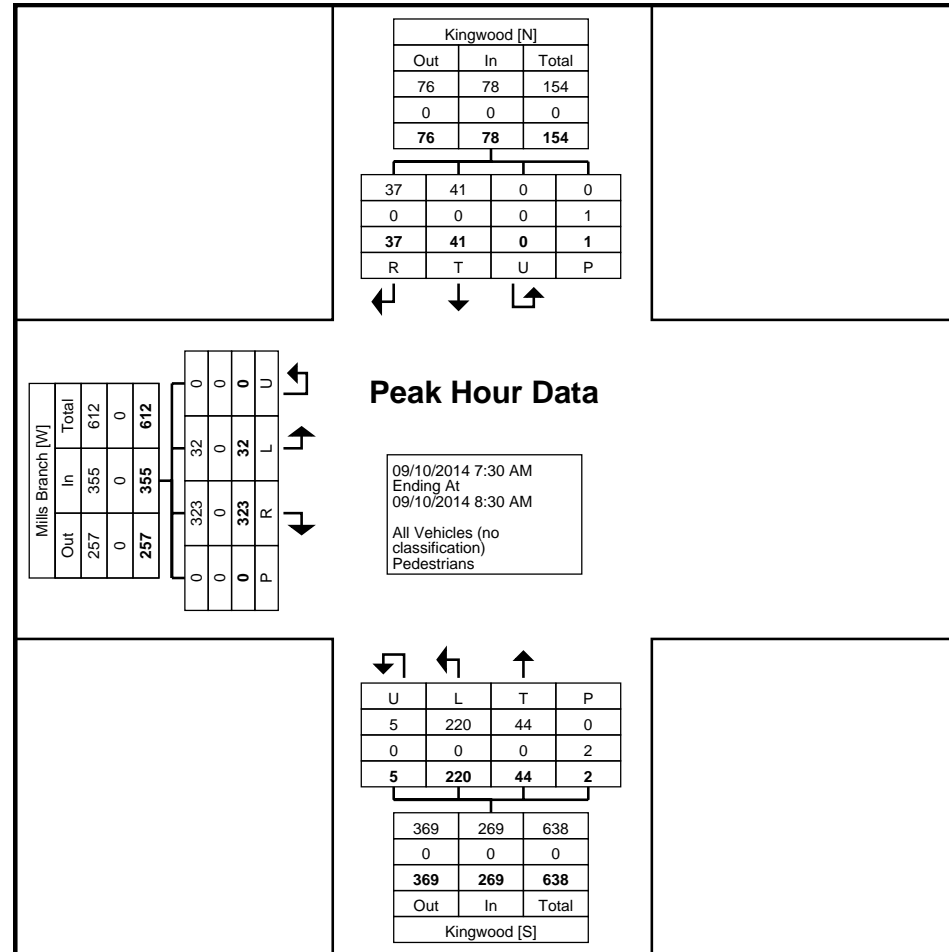
Start Time	Kingwood Southbound					Kingwood Northbound					Mills Branch Eastbound					Int. Total
	Thru	Right	U-Turn	Peds	App. Total	Left	Thru	U-Turn	Peds	App. Total	Left	Right	U-Turn	Peds	App. Total	
7:30 AM	16	9	0	1	25	31	11	0	0	42	6	76	0	0	82	149
7:45 AM	12	10	0	0	22	63	9	0	0	72	7	91	0	0	98	192
8:00 AM	9	7	0	0	16	57	14	3	1	74	14	97	0	0	111	201
8:15 AM	4	11	0	0	15	69	10	2	1	81	5	59	0	0	64	160
Total	41	37	0	1	78	220	44	5	2	269	32	323	0	0	355	702
Approach %	52.6	47.4	0.0	-	-	81.8	16.4	1.9	-	-	9.0	91.0	0.0	-	-	-
Total %	5.8	5.3	0.0	-	11.1	31.3	6.3	0.7	-	38.3	4.6	46.0	0.0	-	50.6	-
PHF	0.641	0.841	0.000	-	0.780	0.797	0.786	0.417	-	0.830	0.571	0.832	0.000	-	0.800	0.873
All Vehicles (no classification)	41	37	0	-	78	220	44	5	-	269	32	323	0	-	355	702
% All Vehicles (no classification)	100.0	100.0	-	-	100.0	100.0	100.0	100.0	-	100.0	100.0	100.0	-	-	100.0	100.0
Pedestrians	-	-	-	1	-	-	-	-	2	-	-	-	-	0	-	-
% Pedestrians	-	-	-	100.0	-	-	-	-	100.0	-	-	-	-	-	-	-



C. J. Hensch & Associates Inc.  
5215 Sycamore Ave.

Pasadena, Texas, United States 77503  
(281) 487-5417 denniscox@cjhensch.com

Count Name: Kingwood Dr at Mills Branch  
Site Code: 1  
Start Date: 09/10/2014  
Page No: 4



Turning Movement Peak Hour Data Plot (7:30 AM)





C. J. Hensch & Associates Inc.  
5215 Sycamore Ave.

Pasadena, Texas, United States 77503  
(281) 487-5417 denniscox@cjhensch.com

Count Name: Kingwood Dr at Mills Branch  
Site Code: 1  
Start Date: 09/10/2014  
Page No: 5

### Turning Movement Peak Hour Data (5:15 PM)

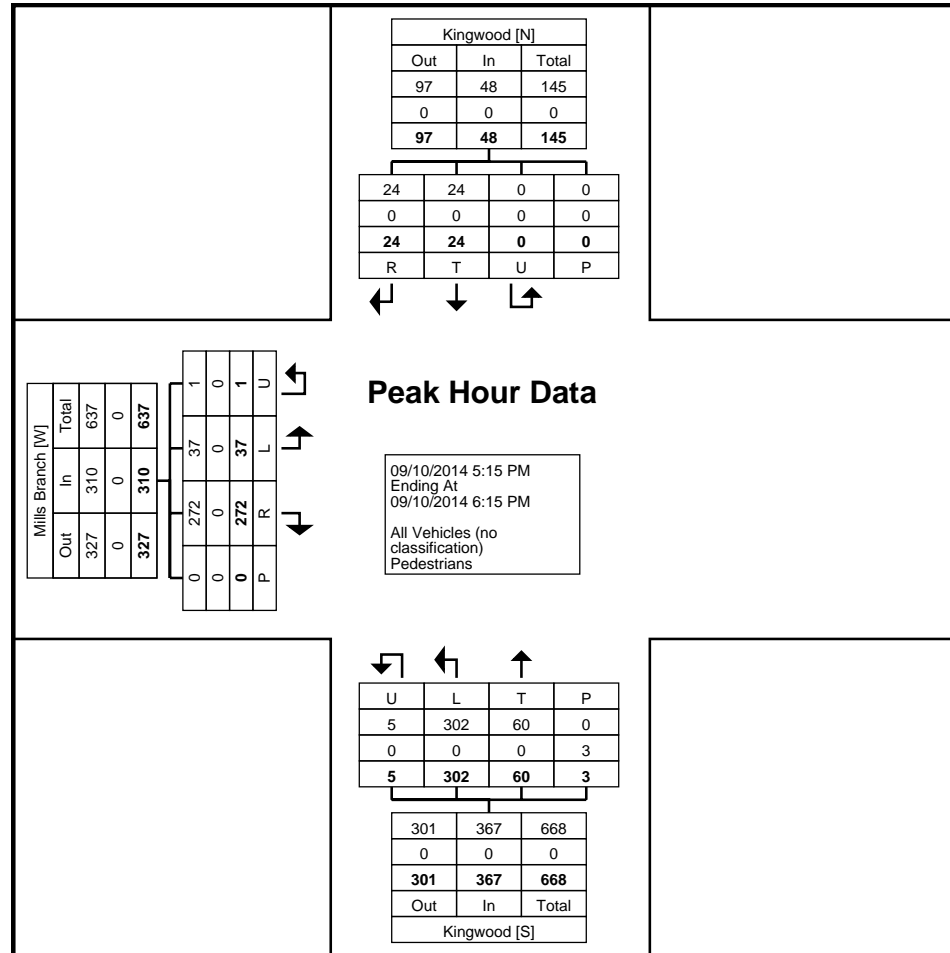
Start Time	Kingwood Southbound					Kingwood Northbound					Mills Branch Eastbound					Int. Total
	Thru	Right	U-Turn	Peds	App. Total	Left	Thru	U-Turn	Peds	App. Total	Left	Right	U-Turn	Peds	App. Total	
5:15 PM	6	7	0	0	13	71	12	0	0	83	15	66	1	0	82	178
5:30 PM	10	5	0	0	15	56	14	0	0	70	3	66	0	0	69	154
5:45 PM	4	9	0	0	13	78	22	3	1	103	10	83	0	0	93	209
6:00 PM	4	3	0	0	7	97	12	2	2	111	9	57	0	0	66	184
Total	24	24	0	0	48	302	60	5	3	367	37	272	1	0	310	725
Approach %	50.0	50.0	0.0	-	-	82.3	16.3	1.4	-	-	11.9	87.7	0.3	-	-	-
Total %	3.3	3.3	0.0	-	6.6	41.7	8.3	0.7	-	50.6	5.1	37.5	0.1	-	42.8	-
PHF	0.600	0.667	0.000	-	0.800	0.778	0.682	0.417	-	0.827	0.617	0.819	0.250	-	0.833	0.867
All Vehicles (no classification)	24	24	0	-	48	302	60	5	-	367	37	272	1	-	310	725
% All Vehicles (no classification)	100.0	100.0	-	-	100.0	100.0	100.0	100.0	-	100.0	100.0	100.0	100.0	-	100.0	100.0
Pedestrians	-	-	-	0	-	-	-	-	3	-	-	-	-	0	-	-
% Pedestrians	-	-	-	-	-	-	-	-	100.0	-	-	-	-	-	-	-



C. J. Hensch & Associates Inc.  
5215 Sycamore Ave.

Pasadena, Texas, United States 77503  
(281) 487-5417 denniscox@cjhensch.com

Count Name: Kingwood Dr at Mills Branch  
Site Code: 1  
Start Date: 09/10/2014  
Page No: 6



Turning Movement Peak Hour Data Plot (5:15 PM)



C. J. Hensch & Associates Inc.  
5215 Sycamore Ave.

Pasadena, Texas, United States 77503  
(281) 487-5417 denniscox@cjhensch.com

Count Name: Kingwood Dr at Mills Branch  
Site Code: 1  
Start Date: 09/10/2014  
Page No: 7

0109

gunda

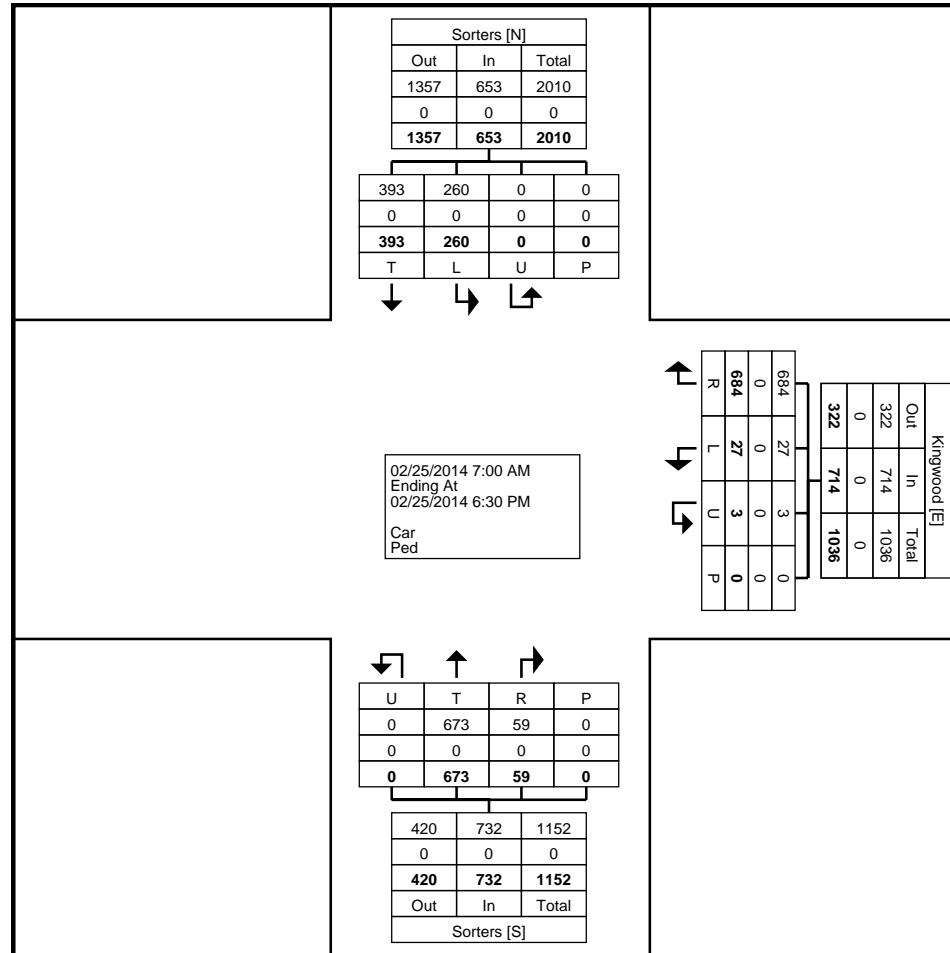




C. J. Hensch & Associates Inc.  
5215 Sycamore Ave.

Pasadena, Texas, United States 77503  
(281) 487-5417 denniscox@cjhensch.com

Count Name: Kingwood Dr at Sorters McClellan Rd  
Site Code: added  
Start Date: 02/25/2014  
Page No: 2



Turning Movement Data Plot

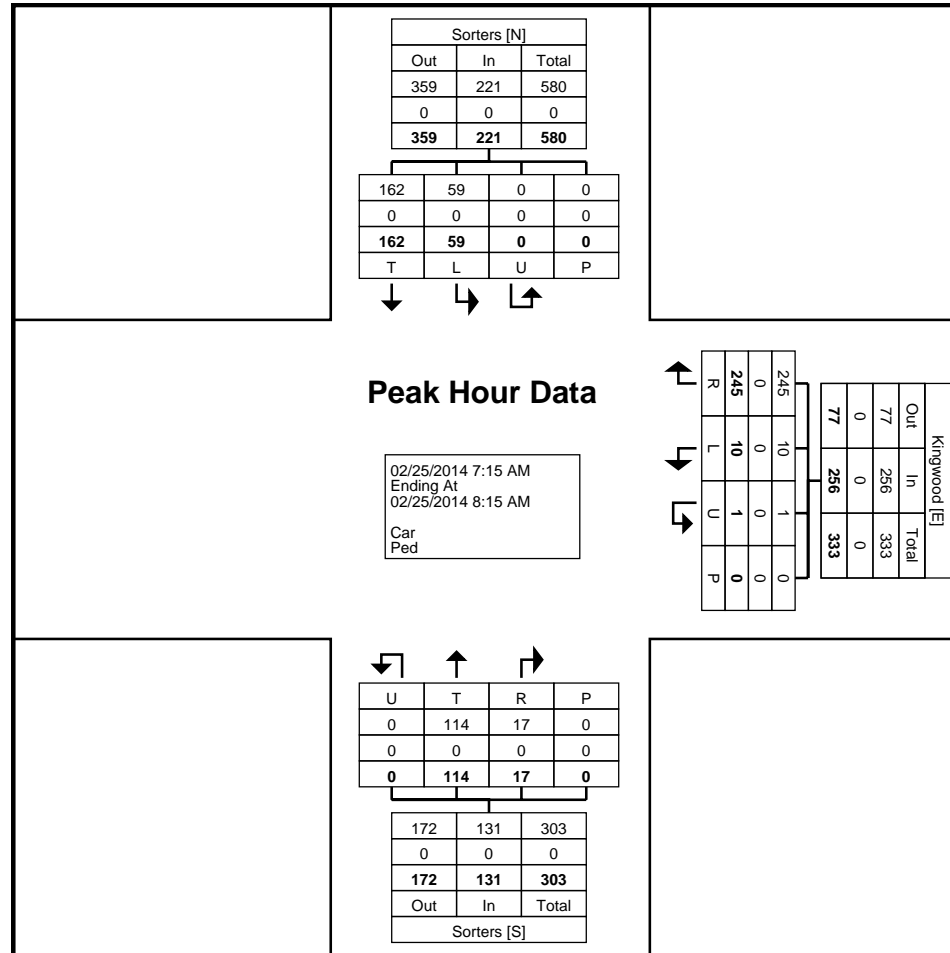




C. J. Hensch & Associates Inc.  
5215 Sycamore Ave.

Pasadena, Texas, United States 77503  
(281) 487-5417 denniscox@cjhensch.com

Count Name: Kingwood Dr at Sorters McClellan Rd  
Site Code: added  
Start Date: 02/25/2014  
Page No: 4



Turning Movement Peak Hour Data Plot (7:15 AM)



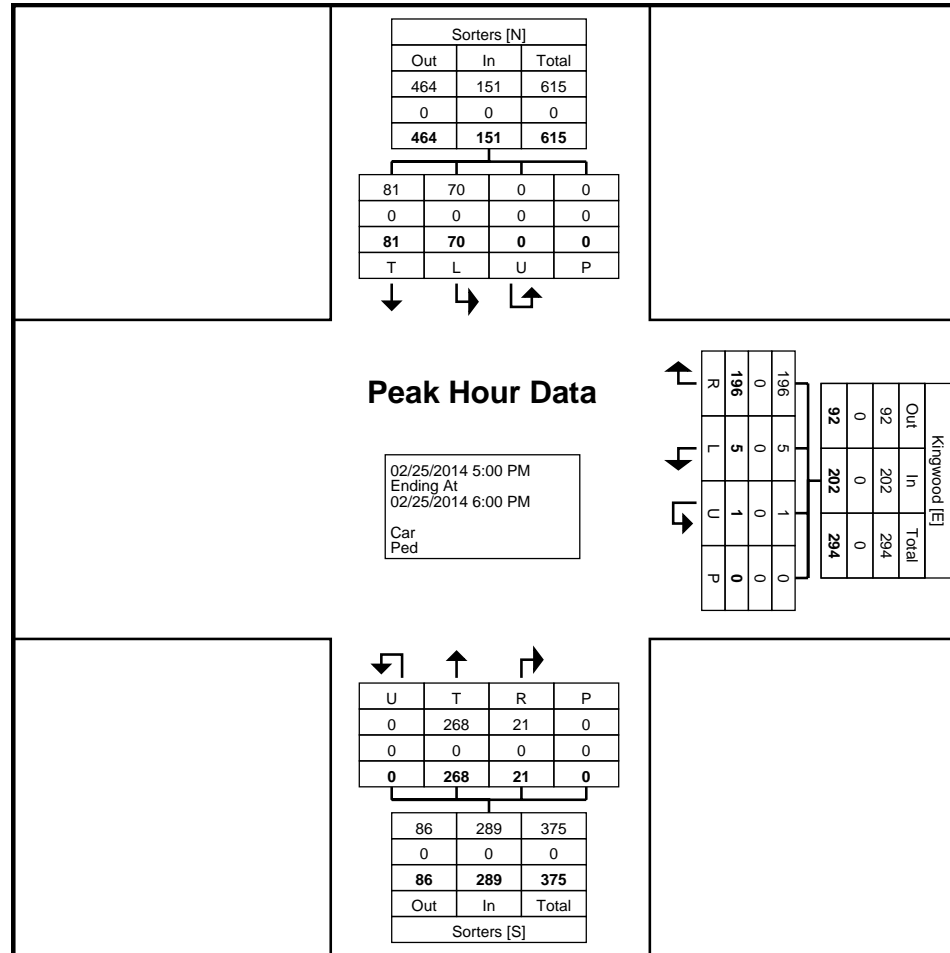




C. J. Hensch & Associates Inc.  
5215 Sycamore Ave.

Pasadena, Texas, United States 77503  
(281) 487-5417 denniscox@cjhensch.com

Count Name: Kingwood Dr at Sorters McClellan Rd  
Site Code: added  
Start Date: 02/25/2014  
Page No: 6



Turning Movement Peak Hour Data Plot (5:00 PM)



C. J. Hensch & Associates Inc.  
5215 Sycamore Ave.

Pasadena, Texas, United States 77503  
(281) 487-5417 denniscox@cjhensch.com

Count Name: Kingwood Dr at Sorters McClellan  
Rd  
Site Code: added  
Start Date: 02/25/2014  
Page No: 7

14-104

gunda



C. J. Hensch & Associates Inc.  
5215 Sycamore Ave.

Pasadena, Texas, United States 77503  
(281) 487-5417 denniscox@cjhensch.com

Count Name: Kingwood Dr at US 59 NBFR  
Site Code: 1  
Start Date: 02/19/2014  
Page No: 1

### Turning Movement Data

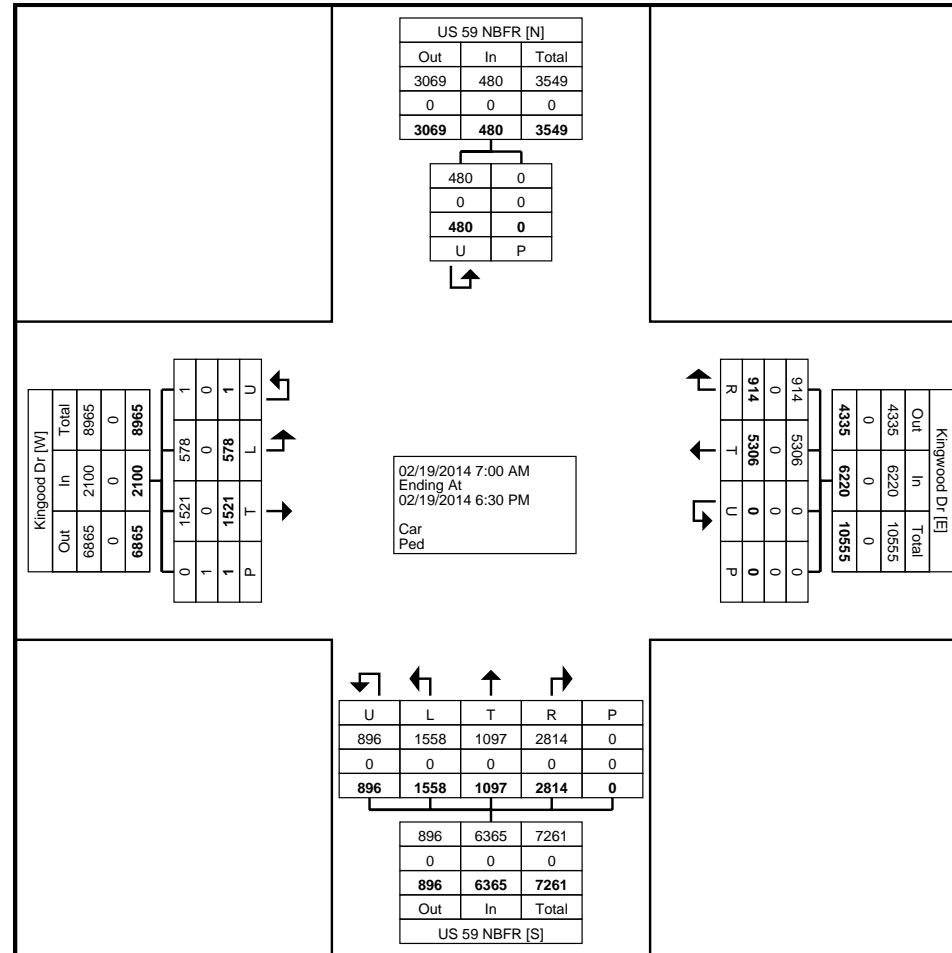
Start Time	US 59 NBFR Southbound			Kingwood Dr Westbound					US 59 NBFR Northbound					Kingood Dr Eastbound					Int. Total	
	U-Turn	Peds	App. Total	Thru	Right	U-Turn	Peds	App. Total	Left	Thru	Right	U-Turn	Peds	App. Total	Left	Thru	U-Turn	Peds		App. Total
7:00 AM	22	0	22	407	33	0	0	440	76	14	53	46	0	189	16	66	0	0	82	733
7:15 AM	27	0	27	425	41	0	0	466	66	16	77	64	0	223	15	94	0	0	109	825
7:30 AM	22	0	22	511	33	0	0	544	109	19	101	67	0	296	13	111	0	1	124	986
7:45 AM	35	0	35	403	35	0	0	438	172	26	120	113	0	431	21	118	0	0	139	1043
Hourly Total	106	0	106	1746	142	0	0	1888	423	75	351	290	0	1139	65	389	0	1	454	3587
8:00 AM	31	0	31	426	38	0	0	464	74	25	109	68	0	276	24	127	1	0	152	923
8:15 AM	20	0	20	449	40	0	0	489	98	26	123	69	0	316	16	103	0	0	119	944
8:30 AM	18	0	18	339	32	0	0	371	152	11	129	63	0	355	17	98	0	0	115	859
8:45 AM	16	0	16	362	29	0	0	391	166	25	146	57	0	394	31	112	0	0	143	944
Hourly Total	85	0	85	1576	139	0	0	1715	490	87	507	257	0	1341	88	440	1	0	529	3670
*** BREAK ***	-	-	-	-	-	-	-	-	-	-	-	-	-	-	-	-	-	-	-	-
4:30 PM	26	0	26	224	77	0	0	301	58	71	277	39	0	445	76	90	0	0	166	938
4:45 PM	39	0	39	225	77	0	0	302	75	98	233	39	0	445	56	105	0	0	161	947
Hourly Total	65	0	65	449	154	0	0	603	133	169	510	78	0	890	132	195	0	0	327	1885
5:00 PM	30	0	30	265	86	0	0	351	79	152	249	61	0	541	71	94	0	0	165	1087
5:15 PM	40	0	40	270	99	0	0	369	99	159	277	46	0	581	64	72	0	0	136	1126
5:30 PM	33	0	33	281	79	0	0	360	121	171	228	49	0	569	49	80	0	0	129	1091
5:45 PM	43	0	43	254	77	0	0	331	113	110	228	42	0	493	38	75	0	0	113	980
Hourly Total	146	0	146	1070	341	0	0	1411	412	592	982	198	0	2184	222	321	0	0	543	4284
6:00 PM	32	0	32	224	68	0	0	292	50	96	245	33	0	424	34	93	0	0	127	875
6:15 PM	46	0	46	241	70	0	0	311	50	78	219	40	0	387	37	83	0	0	120	864
Grand Total	480	0	480	5306	914	0	0	6220	1558	1097	2814	896	0	6365	578	1521	1	1	2100	15165
Approach %	100.0	-	-	85.3	14.7	0.0	-	-	24.5	17.2	44.2	14.1	-	-	27.5	72.4	0.0	-	-	-
Total %	3.2	-	3.2	35.0	6.0	0.0	-	41.0	10.3	7.2	18.6	5.9	-	42.0	3.8	10.0	0.0	-	13.8	-
Car	480	-	480	5306	914	0	-	6220	1558	1097	2814	896	-	6365	578	1521	1	-	2100	15165
% Car	100.0	-	100.0	100.0	100.0	-	-	100.0	100.0	100.0	100.0	100.0	-	100.0	100.0	100.0	100.0	-	100.0	100.0
Ped	-	0	-	-	-	-	0	-	-	-	-	-	0	-	-	-	-	1	-	-
% Ped	-	-	-	-	-	-	-	-	-	-	-	-	-	-	-	-	-	100.0	-	-



C. J. Hensch & Associates Inc.  
5215 Sycamore Ave.

Pasadena, Texas, United States 77503  
(281) 487-5417 denniscox@cjhensch.com

Count Name: Kingwood Dr at US 59 NBFR  
Site Code: 1  
Start Date: 02/19/2014  
Page No: 2



Turning Movement Data Plot



C. J. Hensch & Associates Inc.  
5215 Sycamore Ave.

Pasadena, Texas, United States 77503  
(281) 487-5417 denniscox@cjhensch.com

Count Name: Kingwood Dr at US 59 NBFR  
Site Code: 1  
Start Date: 02/19/2014  
Page No: 3

### Turning Movement Peak Hour Data (7:30 AM)

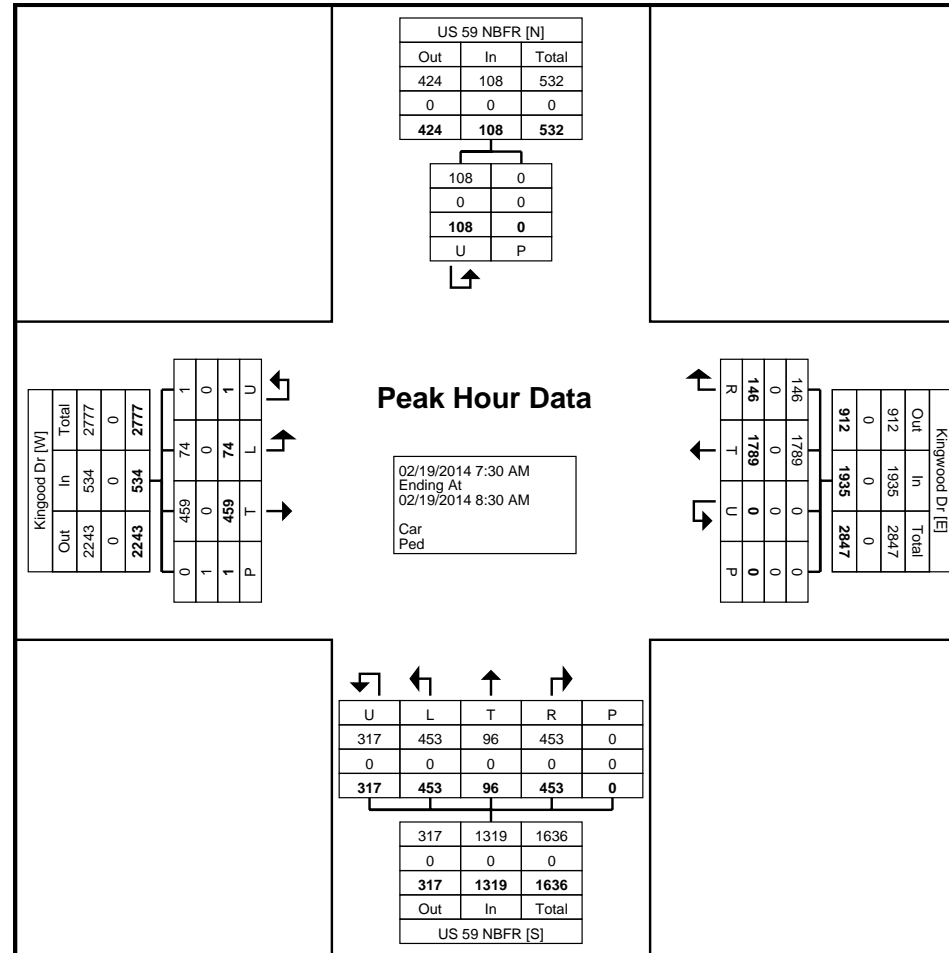
Start Time	US 59 NBFR Southbound			Kingwood Dr Westbound					US 59 NBFR Northbound					Kingood Dr Eastbound					Int. Total	
	U-Turn	Peds	App. Total	Thru	Right	U-Turn	Peds	App. Total	Left	Thru	Right	U-Turn	Peds	App. Total	Left	Thru	U-Turn	Peds		App. Total
7:30 AM	22	0	22	511	33	0	0	544	109	19	101	67	0	296	13	111	0	1	124	986
7:45 AM	35	0	35	403	35	0	0	438	172	26	120	113	0	431	21	118	0	0	139	1043
8:00 AM	31	0	31	426	38	0	0	464	74	25	109	68	0	276	24	127	1	0	152	923
8:15 AM	20	0	20	449	40	0	0	489	98	26	123	69	0	316	16	103	0	0	119	944
Total	108	0	108	1789	146	0	0	1935	453	96	453	317	0	1319	74	459	1	1	534	3896
Approach %	100.0	-	-	92.5	7.5	0.0	-	-	34.3	7.3	34.3	24.0	-	-	13.9	86.0	0.2	-	-	-
Total %	2.8	-	2.8	45.9	3.7	0.0	-	49.7	11.6	2.5	11.6	8.1	-	33.9	1.9	11.8	0.0	-	13.7	-
PHF	0.771	-	0.771	0.875	0.913	0.000	-	0.889	0.658	0.923	0.921	0.701	-	0.765	0.771	0.904	0.250	-	0.878	0.934
Car	108	-	108	1789	146	0	-	1935	453	96	453	317	-	1319	74	459	1	-	534	3896
% Car	100.0	-	100.0	100.0	100.0	-	-	100.0	100.0	100.0	100.0	100.0	-	100.0	100.0	100.0	100.0	-	100.0	100.0
Ped	-	0	-	-	-	-	0	-	-	-	-	-	0	-	-	-	-	1	-	-
% Ped	-	-	-	-	-	-	-	-	-	-	-	-	-	-	-	-	-	100.0	-	-



C. J. Hensch & Associates Inc.  
 5215 Sycamore Ave.

Pasadena, Texas, United States 77503  
 (281) 487-5417 denniscox@cjhensch.com

Count Name: Kingwood Dr at US 59 NBFR  
 Site Code: 1  
 Start Date: 02/19/2014  
 Page No: 4



Turning Movement Peak Hour Data Plot (7:30 AM)

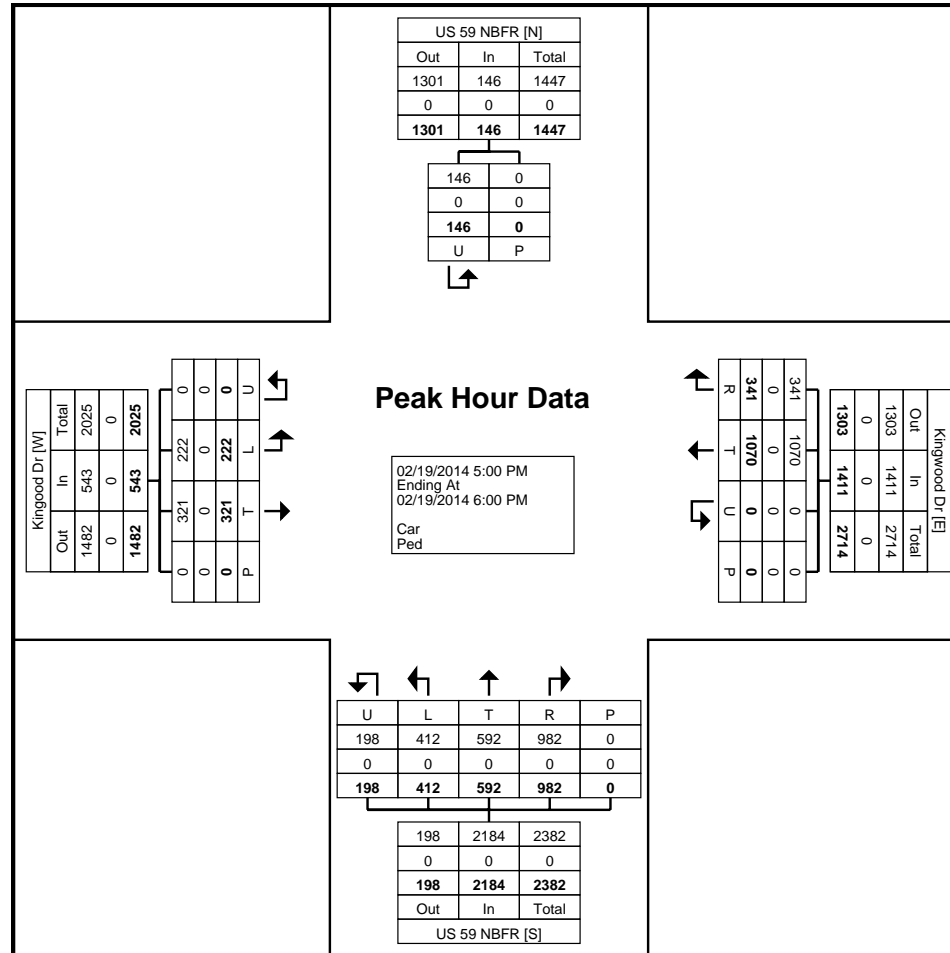




C. J. Hensch & Associates Inc.  
5215 Sycamore Ave.

Pasadena, Texas, United States 77503  
(281) 487-5417 denniscox@cjhensch.com

Count Name: Kingwood Dr at US 59 NBFR  
Site Code: 1  
Start Date: 02/19/2014  
Page No: 6



Turning Movement Peak Hour Data Plot (5:00 PM)





C. J. Hensch & Associates Inc.  
5215 Sycamore Ave.

Pasadena, Texas, United States 77503  
(281) 487-5417 denniscox@cjhensch.com

Count Name: Kingwood Dr at US 59 NBFR  
Site Code: 1  
Start Date: 02/19/2014  
Page No: 7

14-104

gunda

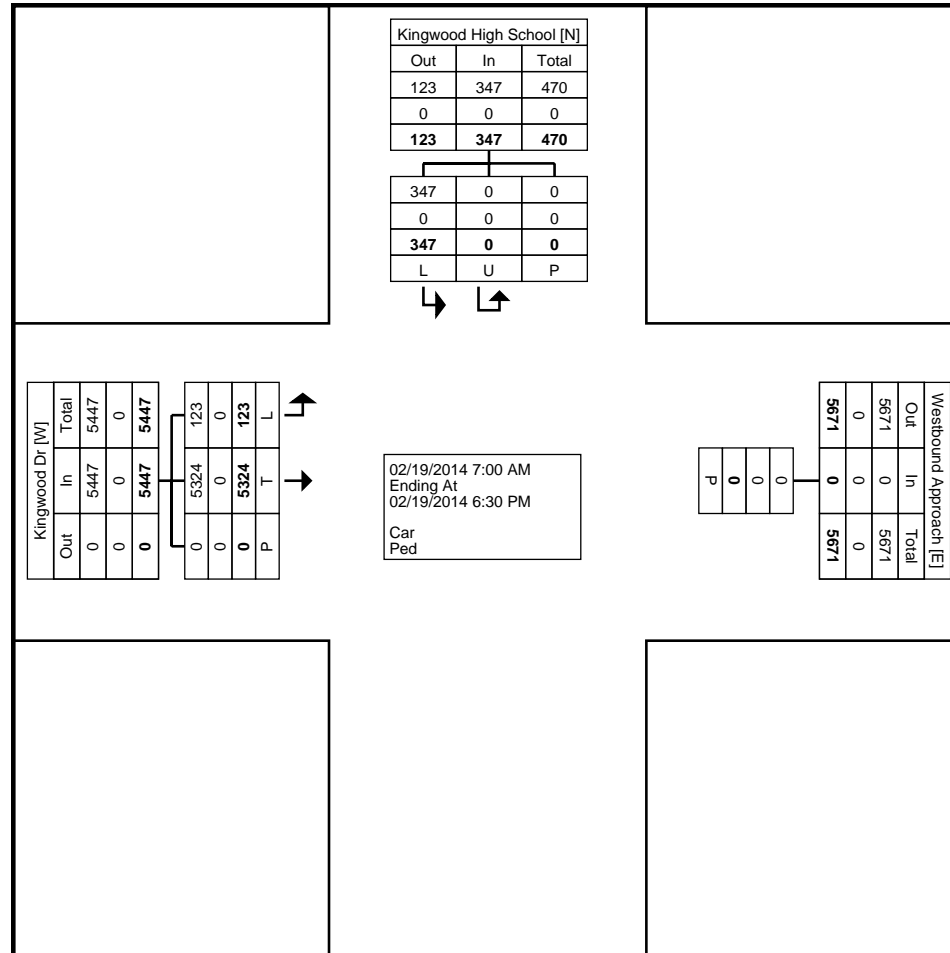




C. J. Hensch & Associates Inc.  
5215 Sycamore Ave.

Pasadena, Texas, United States 77503  
(281) 487-5417 denniscox@cjhensch.com

Count Name: Kingwood Dr EB at Kingwood High School  
Site Code: 4a  
Start Date: 02/19/2014  
Page No: 2



Turning Movement Data Plot

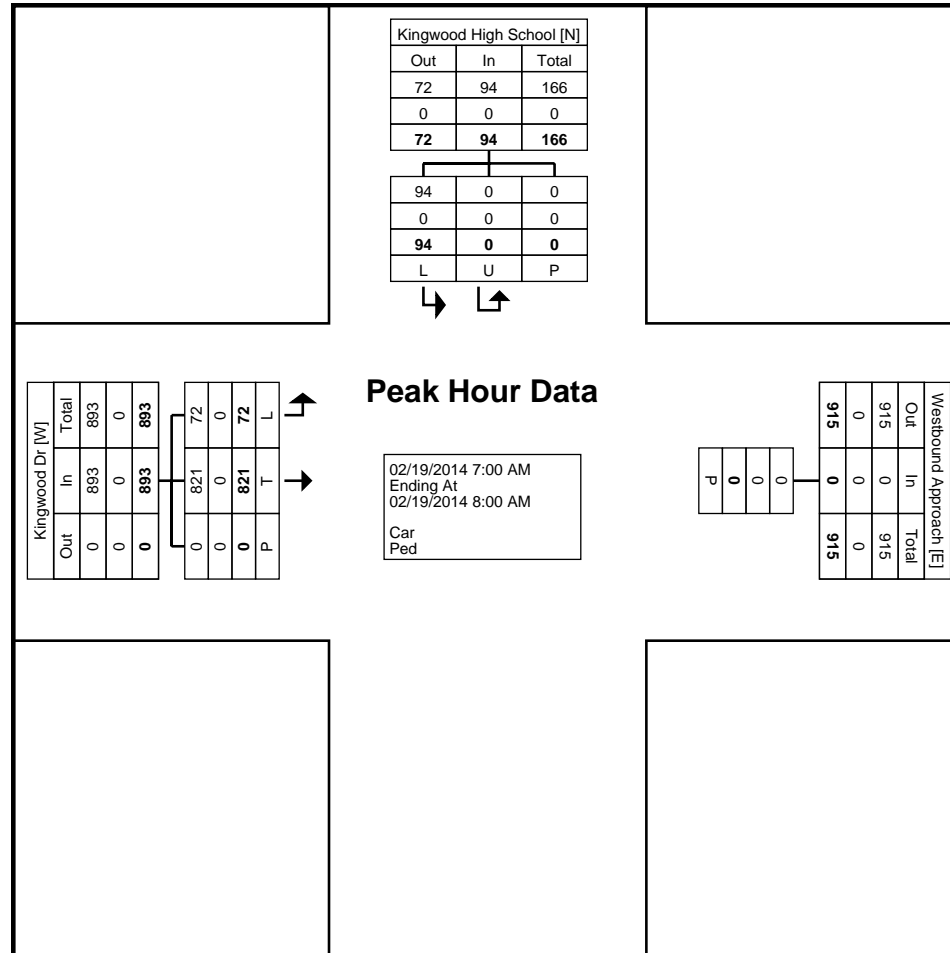




C. J. Hensch & Associates Inc.  
5215 Sycamore Ave.

Pasadena, Texas, United States 77503  
(281) 487-5417 denniscox@cjhensch.com

Count Name: Kingwood Dr EB at Kingwood High School  
Site Code: 4a  
Start Date: 02/19/2014  
Page No: 4



Turning Movement Peak Hour Data Plot (7:00 AM)

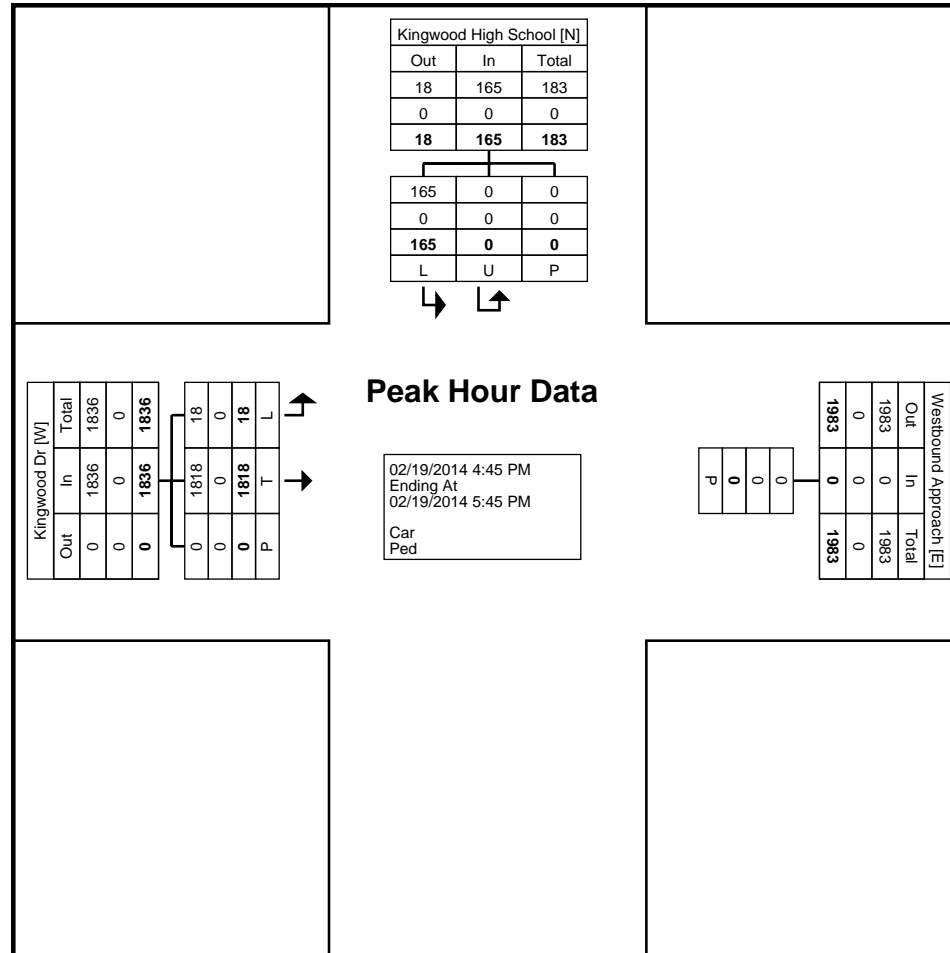




C. J. Hensch & Associates Inc.  
5215 Sycamore Ave.

Pasadena, Texas, United States 77503  
(281) 487-5417 denniscox@cjhensch.com

Count Name: Kingwood Dr EB at Kingwood High School  
Site Code: 4a  
Start Date: 02/19/2014  
Page No: 6



Turning Movement Peak Hour Data Plot (4:45 PM)



C. J. Hensch & Associates Inc.  
5215 Sycamore Ave.

Pasadena, Texas, United States 77503  
(281) 487-5417 denniscox@cjhensch.com

Count Name: Kingwood Dr EB at Kingwood High  
School  
Site Code: 4a  
Start Date: 02/19/2014  
Page No: 7

14-104

gunda





C. J. Hensch & Associates Inc.  
5215 Sycamore Ave.

Pasadena, Texas, United States 77503  
(281) 487-5417 denniscox@cjhensch.com

Count Name: Kingwood Dr EB at Timber Shade  
Site Code: 7b  
Start Date: 02/19/2014  
Page No: 1

### Turning Movement Data

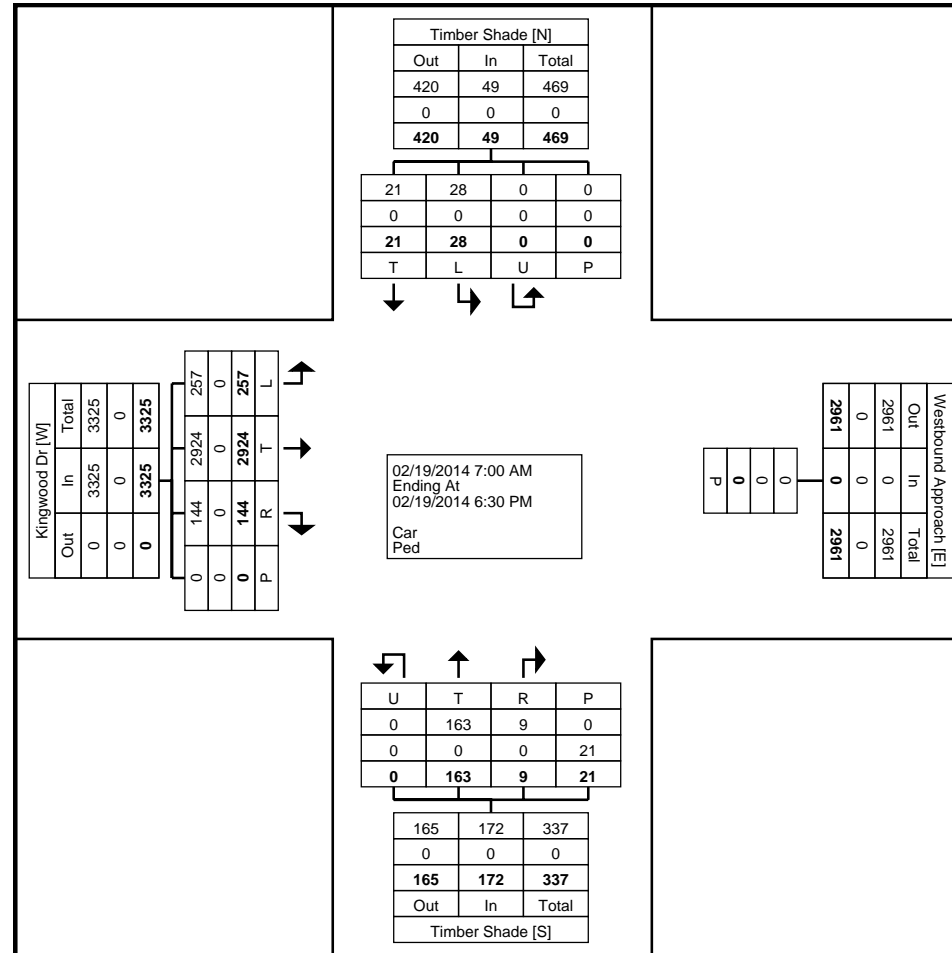
Start Time	Timber Shade Southbound					Westbound Approach Westbound		Timber Shade Northbound					Kingwood Dr Eastbound					Int. Total
	Left	Thru	U-Turn	Peds	App. Total	Peds	App. Total	Thru	Right	U-Turn	Peds	App. Total	Left	Thru	Right	Peds	App. Total	
7:00 AM	0	0	0	0	0	0	0	10	1	0	0	11	2	99	4	0	105	116
7:15 AM	0	0	0	0	0	0	0	13	0	0	0	13	6	92	8	0	106	119
7:30 AM	6	0	0	0	6	0	0	15	2	0	1	17	6	118	5	0	129	152
7:45 AM	3	3	0	0	6	0	0	9	0	0	2	9	11	119	7	0	137	152
Hourly Total	9	3	0	0	12	0	0	47	3	0	3	50	25	428	24	0	477	539
8:00 AM	2	7	0	0	9	0	0	12	1	0	0	13	7	101	5	0	113	135
8:15 AM	1	3	0	0	4	0	0	8	0	0	1	8	7	138	6	0	151	163
8:30 AM	0	0	0	0	0	0	0	13	0	0	0	13	6	108	4	0	118	131
8:45 AM	4	1	0	0	5	0	0	16	0	0	0	16	3	120	12	0	135	156
Hourly Total	7	11	0	0	18	0	0	49	1	0	1	50	23	467	27	0	517	585
*** BREAK ***	-	-	-	-	-	-	-	-	-	-	-	-	-	-	-	-	-	-
4:30 PM	0	2	0	0	2	0	0	6	2	0	1	8	20	199	15	0	234	244
4:45 PM	1	2	0	0	3	0	0	11	1	0	3	12	27	261	7	0	295	310
Hourly Total	1	4	0	0	5	0	0	17	3	0	4	20	47	460	22	0	529	554
5:00 PM	4	0	0	0	4	0	0	8	0	0	0	8	23	271	14	0	308	320
5:15 PM	2	0	0	0	2	0	0	12	0	0	6	12	31	259	8	0	298	312
5:30 PM	2	0	0	0	2	0	0	8	0	0	2	8	29	264	15	0	308	318
5:45 PM	1	3	0	0	4	0	0	5	0	0	3	5	32	280	11	0	323	332
Hourly Total	9	3	0	0	12	0	0	33	0	0	11	33	115	1074	48	0	1237	1282
6:00 PM	1	0	0	0	1	0	0	4	1	0	0	5	23	251	9	0	283	289
6:15 PM	1	0	0	0	1	0	0	13	1	0	2	14	24	244	14	0	282	297
Grand Total	28	21	0	0	49	-	-	163	9	0	21	172	257	2924	144	0	3325	3546
Approach %	57.1	42.9	0.0	-	-	-	-	94.8	5.2	0.0	-	-	7.7	87.9	4.3	-	-	-
Total %	0.8	0.6	0.0	-	1.4	-	0.0	4.6	0.3	0.0	-	4.9	7.2	82.5	4.1	-	93.8	-
Car	28	21	0	-	49	-	0	163	9	0	-	172	257	2924	144	-	3325	3546
% Car	100.0	100.0	-	-	100.0	-	-	100.0	100.0	-	-	100.0	100.0	100.0	100.0	-	100.0	100.0
Ped	-	-	-	0	-	0	-	-	-	-	21	-	-	-	-	0	-	-
% Ped	-	-	-	-	-	-	-	-	-	-	100.0	-	-	-	-	-	-	-



C. J. Hensch & Associates Inc.  
5215 Sycamore Ave.

Pasadena, Texas, United States 77503  
(281) 487-5417 denniscox@cjhensch.com

Count Name: Kingwood Dr EB at Timber Shade  
Site Code: 7b  
Start Date: 02/19/2014  
Page No: 2



Turning Movement Data Plot



C. J. Hensch & Associates Inc.  
5215 Sycamore Ave.

Pasadena, Texas, United States 77503  
(281) 487-5417 denniscox@cjhensch.com

Count Name: Kingwood Dr EB at Timber Shade  
Site Code: 7b  
Start Date: 02/19/2014  
Page No: 3

### Turning Movement Peak Hour Data (7:30 AM)

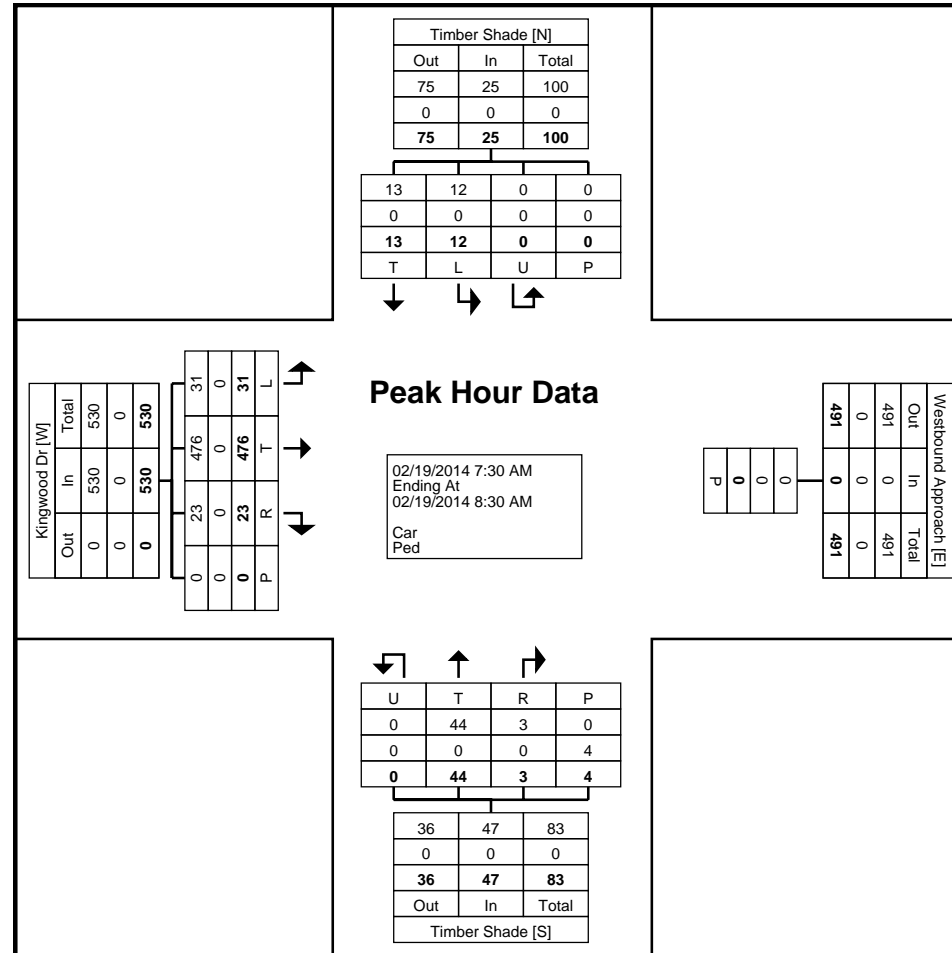
Start Time	Timber Shade Southbound					Westbound Approach Westbound		Timber Shade Northbound					Kingwood Dr Eastbound					Int. Total
	Left	Thru	U-Turn	Peds	App. Total	Peds	App. Total	Thru	Right	U-Turn	Peds	App. Total	Left	Thru	Right	Peds	App. Total	
7:30 AM	6	0	0	0	6	0	0	15	2	0	1	17	6	118	5	0	129	152
7:45 AM	3	3	0	0	6	0	0	9	0	0	2	9	11	119	7	0	137	152
8:00 AM	2	7	0	0	9	0	0	12	1	0	0	13	7	101	5	0	113	135
8:15 AM	1	3	0	0	4	0	0	8	0	0	1	8	7	138	6	0	151	163
Total	12	13	0	0	25	0	0	44	3	0	4	47	31	476	23	0	530	602
Approach %	48.0	52.0	0.0	-	-	-	-	93.6	6.4	0.0	-	-	5.8	89.8	4.3	-	-	-
Total %	2.0	2.2	0.0	-	4.2	-	0.0	7.3	0.5	0.0	-	7.8	5.1	79.1	3.8	-	88.0	-
PHF	0.500	0.464	0.000	-	0.694	-	0.000	0.733	0.375	0.000	-	0.691	0.705	0.862	0.821	-	0.877	0.923
Car	12	13	0	-	25	-	0	44	3	0	-	47	31	476	23	-	530	602
% Car	100.0	100.0	-	-	100.0	-	-	100.0	100.0	-	-	100.0	100.0	100.0	100.0	-	100.0	100.0
Ped	-	-	-	0	-	0	-	-	-	-	4	-	-	-	-	0	-	-
% Ped	-	-	-	-	-	-	-	-	-	-	100.0	-	-	-	-	-	-	-



C. J. Hensch & Associates Inc.  
5215 Sycamore Ave.

Pasadena, Texas, United States 77503  
(281) 487-5417 denniscox@cjhensch.com

Count Name: Kingwood Dr EB at Timber Shade  
Site Code: 7b  
Start Date: 02/19/2014  
Page No: 4



Turning Movement Peak Hour Data Plot (7:30 AM)



C. J. Hensch & Associates Inc.  
5215 Sycamore Ave.

Pasadena, Texas, United States 77503  
(281) 487-5417 denniscox@cjhensch.com

Count Name: Kingwood Dr EB at Timber Shade  
Site Code: 7b  
Start Date: 02/19/2014  
Page No: 5

### Turning Movement Peak Hour Data (5:00 PM)

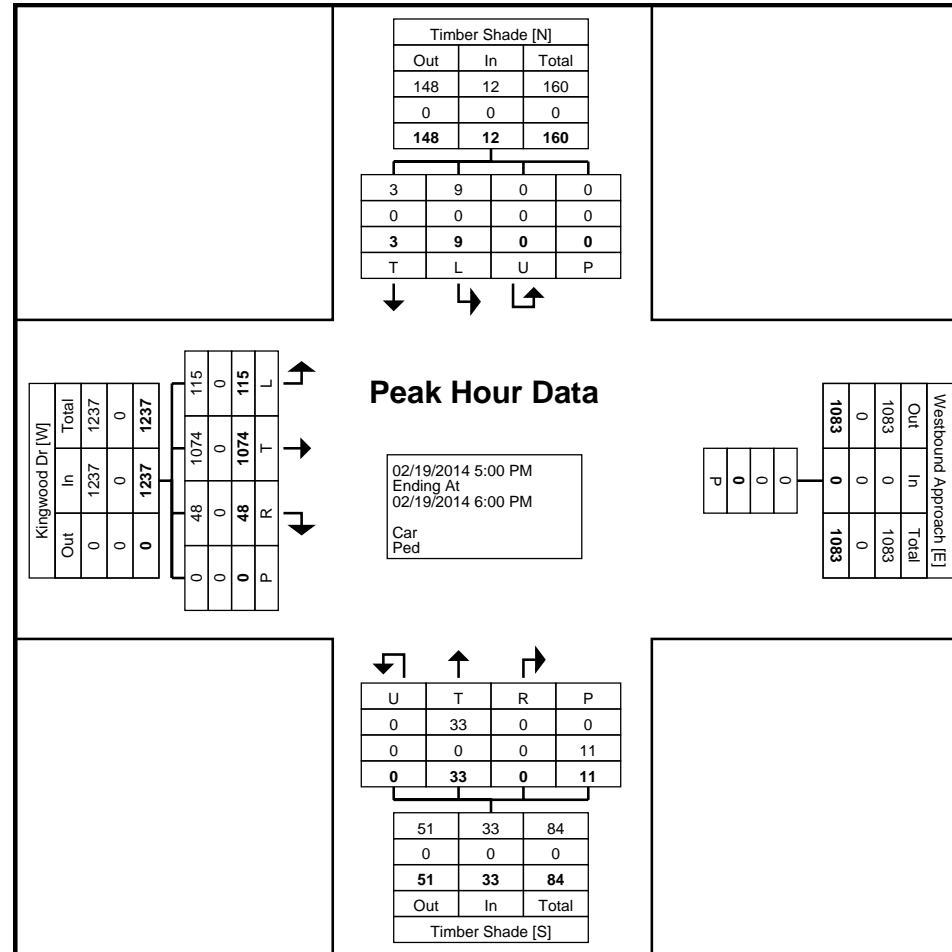
Start Time	Timber Shade Southbound					Westbound Approach Westbound		Timber Shade Northbound					Kingwood Dr Eastbound					Int. Total
	Left	Thru	U-Turn	Peds	App. Total	Peds	App. Total	Thru	Right	U-Turn	Peds	App. Total	Left	Thru	Right	Peds	App. Total	
5:00 PM	4	0	0	0	4	0	0	8	0	0	0	8	23	271	14	0	308	320
5:15 PM	2	0	0	0	2	0	0	12	0	0	6	12	31	259	8	0	298	312
5:30 PM	2	0	0	0	2	0	0	8	0	0	2	8	29	264	15	0	308	318
5:45 PM	1	3	0	0	4	0	0	5	0	0	3	5	32	280	11	0	323	332
Total	9	3	0	0	12	0	0	33	0	0	11	33	115	1074	48	0	1237	1282
Approach %	75.0	25.0	0.0	-	-	-	-	100.0	0.0	0.0	-	-	9.3	86.8	3.9	-	-	-
Total %	0.7	0.2	0.0	-	0.9	-	0.0	2.6	0.0	0.0	-	2.6	9.0	83.8	3.7	-	96.5	-
PHF	0.563	0.250	0.000	-	0.750	-	0.000	0.688	0.000	0.000	-	0.688	0.898	0.959	0.800	-	0.957	0.965
Car	9	3	0	-	12	-	0	33	0	0	-	33	115	1074	48	-	1237	1282
% Car	100.0	100.0	-	-	100.0	-	-	100.0	-	-	-	100.0	100.0	100.0	100.0	-	100.0	100.0
Ped	-	-	-	0	-	0	-	-	-	-	11	-	-	-	-	0	-	-
% Ped	-	-	-	-	-	-	-	-	-	-	100.0	-	-	-	-	-	-	-



C. J. Hensch & Associates Inc.  
5215 Sycamore Ave.

Pasadena, Texas, United States 77503  
(281) 487-5417 denniscox@cjhensch.com

Count Name: Kingwood Dr EB at Timber Shade  
Site Code: 7b  
Start Date: 02/19/2014  
Page No: 6



Turning Movement Peak Hour Data Plot (5:00 PM)



C. J. Hensch & Associates Inc.  
5215 Sycamore Ave.

Pasadena, Texas, United States 77503  
(281) 487-5417 denniscox@cjhensch.com

Count Name: Kingwood Dr EB at Timber Shade  
Site Code: 7b  
Start Date: 02/19/2014  
Page No: 7

14-104

gunda



C. J. Hensch & Associates Inc.  
 5215 Sycamore Ave.  
 Pasadena, Texas, United States 77503  
 (281) 487-5417 denniscox@cjhensch.com

Count Name: Kingwood Dr EB at Willow Terrace Dr  
 Site Code: 8b  
 Start Date: 02/19/2014  
 Page No: 1

### Turning Movement Data

Start Time	Willow Terrace Southbound					Westbound Approach Westbound		Willow Terrace Northbound					Kingwood Dr Eastbound					Int. Total
	Left	Thru	U-Turn	Peds	App. Total	Peds	App. Total	Thru	Right	U-Turn	Peds	App. Total	Left	Thru	Right	Peds	App. Total	
7:00 AM	2	5	0	0	7	0	0	89	7	0	0	96	2	44	46	0	92	195
7:15 AM	1	6	0	0	7	0	0	93	4	0	1	97	5	50	45	0	100	204
7:30 AM	2	9	0	0	11	0	0	134	13	0	1	147	3	89	40	0	132	290
7:45 AM	4	12	0	0	16	0	0	132	13	0	3	145	3	72	48	0	123	284
Hourly Total	9	32	0	0	41	0	0	448	37	0	5	485	13	255	179	0	447	973
8:00 AM	6	10	0	0	16	0	0	92	4	0	2	96	7	63	41	0	111	223
8:15 AM	4	8	0	0	12	0	0	88	4	0	1	92	11	73	56	0	140	244
8:30 AM	0	8	0	0	8	0	0	106	2	0	1	108	9	47	64	0	120	236
8:45 AM	2	7	0	0	9	0	0	115	7	0	0	122	10	38	60	0	108	239
Hourly Total	12	33	0	0	45	0	0	401	17	0	4	418	37	221	221	0	479	942
*** BREAK ***	-	-	-	-	-	-	-	-	-	-	-	-	-	-	-	-	-	-
4:30 PM	2	11	0	0	13	0	0	80	6	0	2	86	20	94	81	0	195	294
4:45 PM	1	12	0	0	13	1	0	88	14	0	4	102	12	116	125	0	253	368
Hourly Total	3	23	0	0	26	1	0	168	20	0	6	188	32	210	206	0	448	662
5:00 PM	1	17	0	0	18	0	0	80	5	0	1	85	27	127	122	0	276	379
5:15 PM	0	12	0	0	12	0	0	61	8	0	5	69	24	134	111	0	269	350
5:30 PM	0	10	0	0	10	0	0	77	10	0	2	87	17	117	125	0	259	356
5:45 PM	0	5	0	0	5	0	0	85	5	0	3	90	20	106	127	0	253	348
Hourly Total	1	44	0	0	45	0	0	303	28	0	11	331	88	484	485	0	1057	1433
6:00 PM	0	9	0	0	9	0	0	88	2	0	1	90	19	103	140	0	262	361
6:15 PM	0	8	0	0	8	0	0	87	9	0	0	96	20	85	118	0	223	327
Grand Total	25	149	0	0	174	1	0	1495	113	0	27	1608	209	1358	1349	0	2916	4698
Approach %	14.4	85.6	0.0	-	-	-	-	93.0	7.0	0.0	-	-	7.2	46.6	46.3	-	-	-
Total %	0.5	3.2	0.0	-	3.7	-	0.0	31.8	2.4	0.0	-	34.2	4.4	28.9	28.7	-	62.1	-
Car	25	149	0	-	174	-	0	1495	113	0	-	1608	209	1358	1349	-	2916	4698
% Car	100.0	100.0	-	-	100.0	-	-	100.0	100.0	-	-	100.0	100.0	100.0	100.0	-	100.0	100.0
Ped	-	-	-	0	-	1	-	-	-	-	27	-	-	-	-	0	-	-
% Ped	-	-	-	-	-	100.0	-	-	-	-	100.0	-	-	-	-	-	-	-

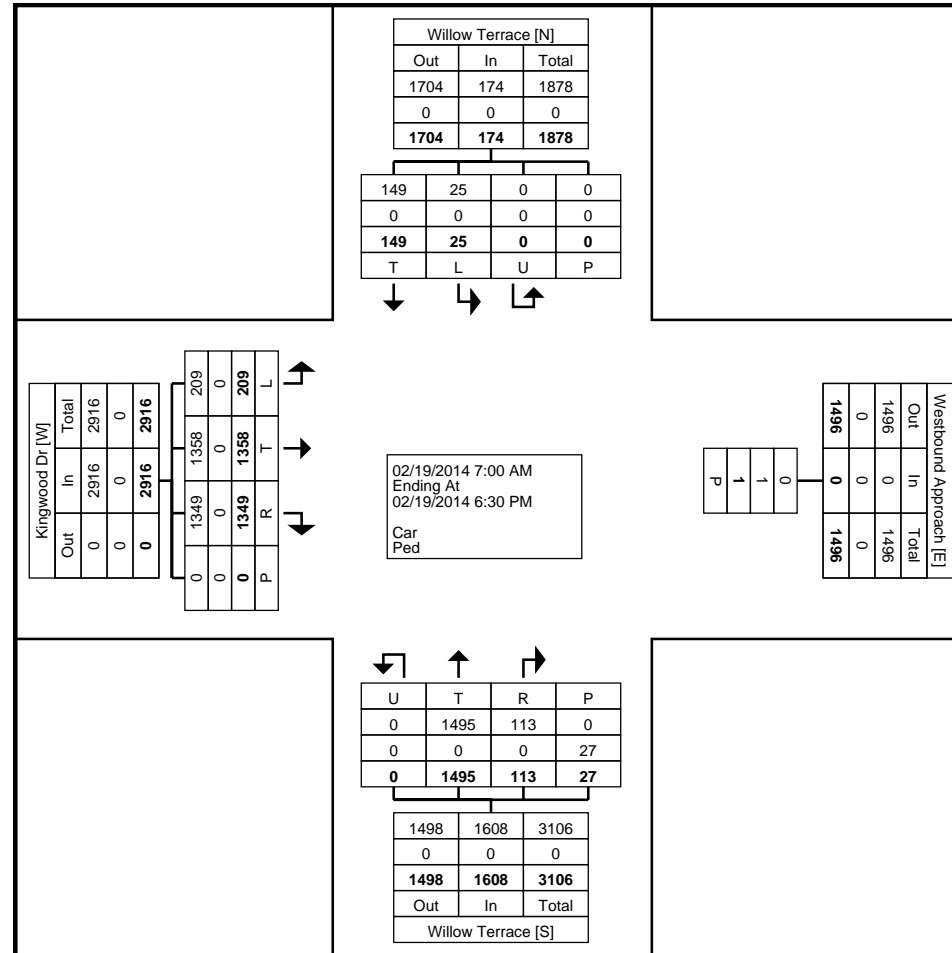




C. J. Hensch & Associates Inc.  
5215 Sycamore Ave.

Pasadena, Texas, United States 77503  
(281) 487-5417 denniscox@cjhensch.com

Count Name: Kingwood Dr EB at Willow Terrace Dr  
Site Code: 8b  
Start Date: 02/19/2014  
Page No: 2



Turning Movement Data Plot



C. J. Hensch & Associates Inc.  
5215 Sycamore Ave.

Pasadena, Texas, United States 77503  
(281) 487-5417 denniscox@cjhensch.com

Count Name: Kingwood Dr EB at Willow Terrace Dr  
Site Code: 8b  
Start Date: 02/19/2014  
Page No: 3

### Turning Movement Peak Hour Data (7:30 AM)

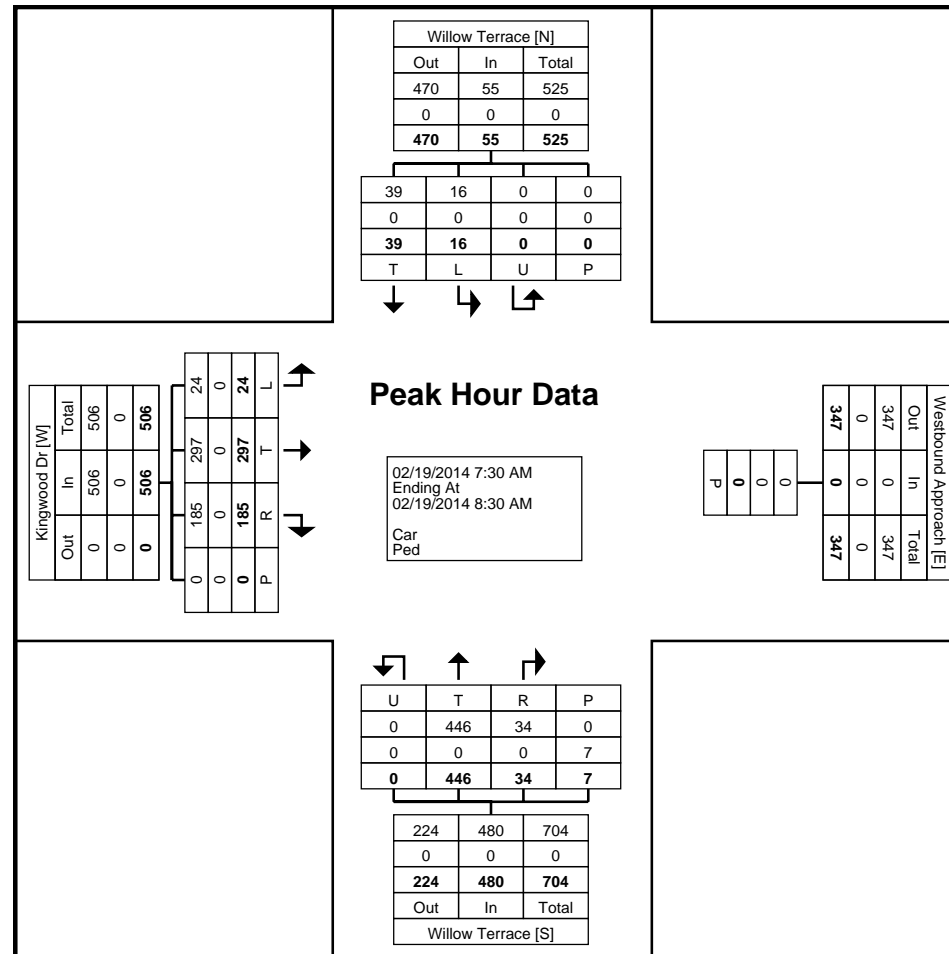
Start Time	Willow Terrace Southbound					Westbound Approach Westbound		Willow Terrace Northbound					Kingwood Dr Eastbound					Int. Total
	Left	Thru	U-Turn	Peds	App. Total	Peds	App. Total	Thru	Right	U-Turn	Peds	App. Total	Left	Thru	Right	Peds	App. Total	
7:30 AM	2	9	0	0	11	0	0	134	13	0	1	147	3	89	40	0	132	290
7:45 AM	4	12	0	0	16	0	0	132	13	0	3	145	3	72	48	0	123	284
8:00 AM	6	10	0	0	16	0	0	92	4	0	2	96	7	63	41	0	111	223
8:15 AM	4	8	0	0	12	0	0	88	4	0	1	92	11	73	56	0	140	244
Total	16	39	0	0	55	0	0	446	34	0	7	480	24	297	185	0	506	1041
Approach %	29.1	70.9	0.0	-	-	-	-	92.9	7.1	0.0	-	-	4.7	58.7	36.6	-	-	-
Total %	1.5	3.7	0.0	-	5.3	-	0.0	42.8	3.3	0.0	-	46.1	2.3	28.5	17.8	-	48.6	-
PHF	0.667	0.813	0.000	-	0.859	-	0.000	0.832	0.654	0.000	-	0.816	0.545	0.834	0.826	-	0.904	0.897
Car	16	39	0	-	55	-	0	446	34	0	-	480	24	297	185	-	506	1041
% Car	100.0	100.0	-	-	100.0	-	-	100.0	100.0	-	-	100.0	100.0	100.0	100.0	-	100.0	100.0
Ped	-	-	-	0	-	0	-	-	-	-	7	-	-	-	-	0	-	-
% Ped	-	-	-	-	-	-	-	-	-	-	100.0	-	-	-	-	-	-	-



C. J. Hensch & Associates Inc.  
5215 Sycamore Ave.

Pasadena, Texas, United States 77503  
(281) 487-5417 denniscox@cjhensch.com

Count Name: Kingwood Dr EB at Willow Terrace Dr  
Site Code: 8b  
Start Date: 02/19/2014  
Page No: 4



Turning Movement Peak Hour Data Plot (7:30 AM)



C. J. Hensch & Associates Inc.  
5215 Sycamore Ave.

Pasadena, Texas, United States 77503  
(281) 487-5417 denniscox@cjhensch.com

Count Name: Kingwood Dr EB at Willow Terrace Dr  
Site Code: 8b  
Start Date: 02/19/2014  
Page No: 5

### Turning Movement Peak Hour Data (4:45 PM)

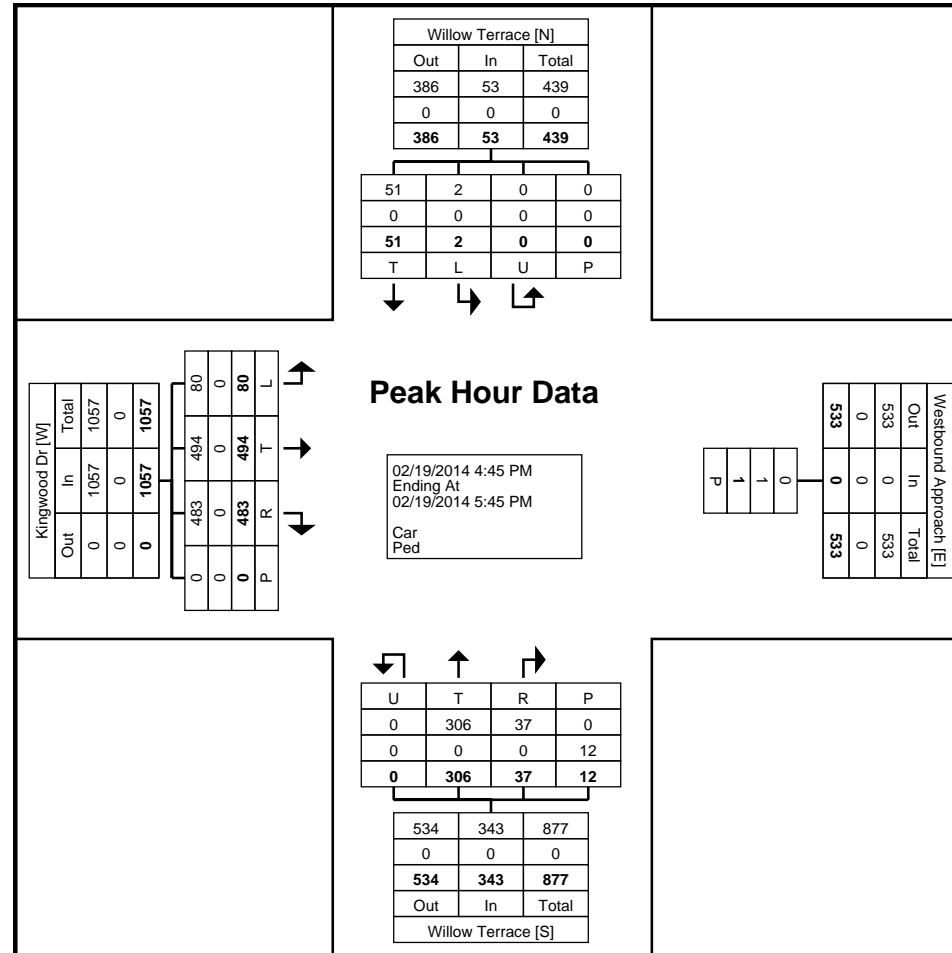
Start Time	Willow Terrace Southbound					Westbound Approach Westbound		Willow Terrace Northbound					Kingwood Dr Eastbound					Int. Total
	Left	Thru	U-Turn	Peds	App. Total	Peds	App. Total	Thru	Right	U-Turn	Peds	App. Total	Left	Thru	Right	Peds	App. Total	
4:45 PM	1	12	0	0	13	1	0	88	14	0	4	102	12	116	125	0	253	368
5:00 PM	1	17	0	0	18	0	0	80	5	0	1	85	27	127	122	0	276	379
5:15 PM	0	12	0	0	12	0	0	61	8	0	5	69	24	134	111	0	269	350
5:30 PM	0	10	0	0	10	0	0	77	10	0	2	87	17	117	125	0	259	356
Total	2	51	0	0	53	1	0	306	37	0	12	343	80	494	483	0	1057	1453
Approach %	3.8	96.2	0.0	-	-	-	-	89.2	10.8	0.0	-	-	7.6	46.7	45.7	-	-	-
Total %	0.1	3.5	0.0	-	3.6	-	0.0	21.1	2.5	0.0	-	23.6	5.5	34.0	33.2	-	72.7	-
PHF	0.500	0.750	0.000	-	0.736	-	0.000	0.869	0.661	0.000	-	0.841	0.741	0.922	0.966	-	0.957	0.958
Car	2	51	0	-	53	-	0	306	37	0	-	343	80	494	483	-	1057	1453
% Car	100.0	100.0	-	-	100.0	-	-	100.0	100.0	-	-	100.0	100.0	100.0	100.0	-	100.0	100.0
Ped	-	-	-	0	-	1	-	-	-	-	12	-	-	-	-	0	-	-
% Ped	-	-	-	-	-	100.0	-	-	-	-	100.0	-	-	-	-	-	-	-



C. J. Hensch & Associates Inc.  
5215 Sycamore Ave.

Pasadena, Texas, United States 77503  
(281) 487-5417 denniscox@cjhensch.com

Count Name: Kingwood Dr EB at Willow Terrace Dr  
Site Code: 8b  
Start Date: 02/19/2014  
Page No: 6



Turning Movement Peak Hour Data Plot (4:45 PM)



C. J. Hensch & Associates Inc.  
5215 Sycamore Ave.

Pasadena, Texas, United States 77503  
(281) 487-5417 denniscox@cjhensch.com

Count Name: Kingwood Dr EB at Willow Terrace  
Dr  
Site Code: 8b  
Start Date: 02/19/2014  
Page No: 7

14-104

gunda

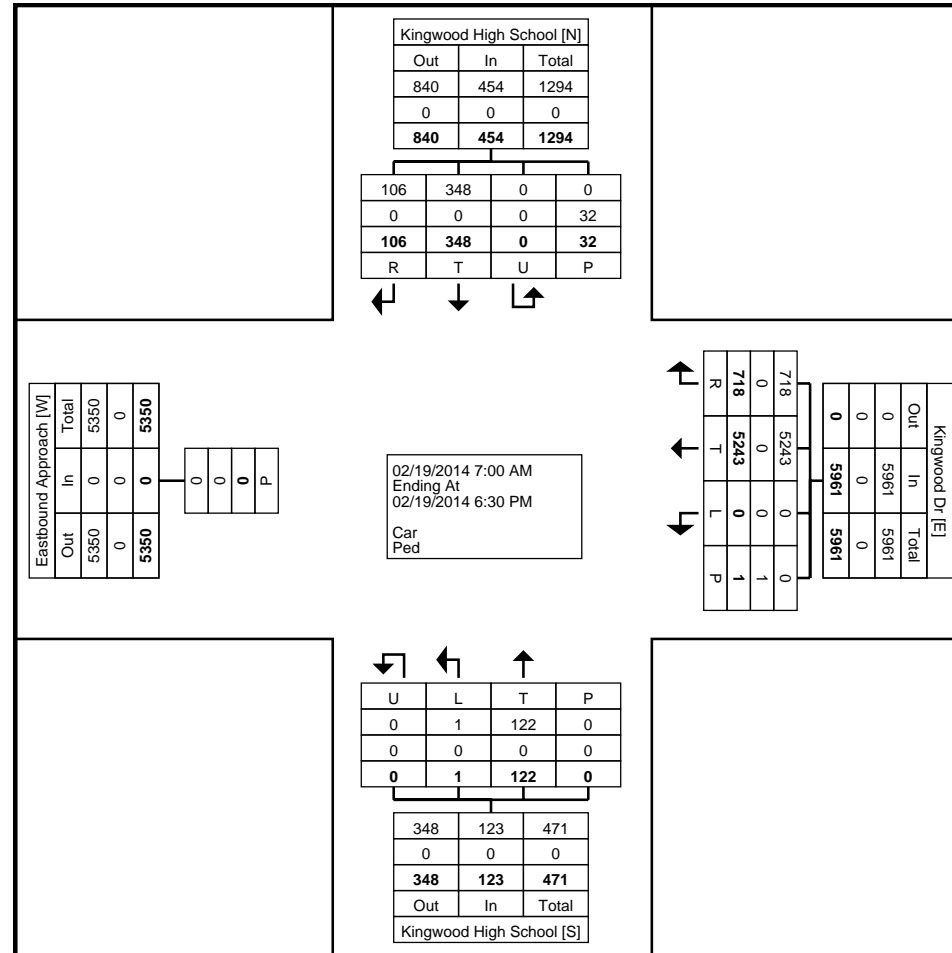




C. J. Hensch & Associates Inc.  
5215 Sycamore Ave.

Pasadena, Texas, United States 77503  
(281) 487-5417 denniscox@cjhensch.com

Count Name: Kingwood Dr WB at Kingwood  
High School  
Site Code: 4b  
Start Date: 02/19/2014  
Page No: 2



Turning Movement Data Plot



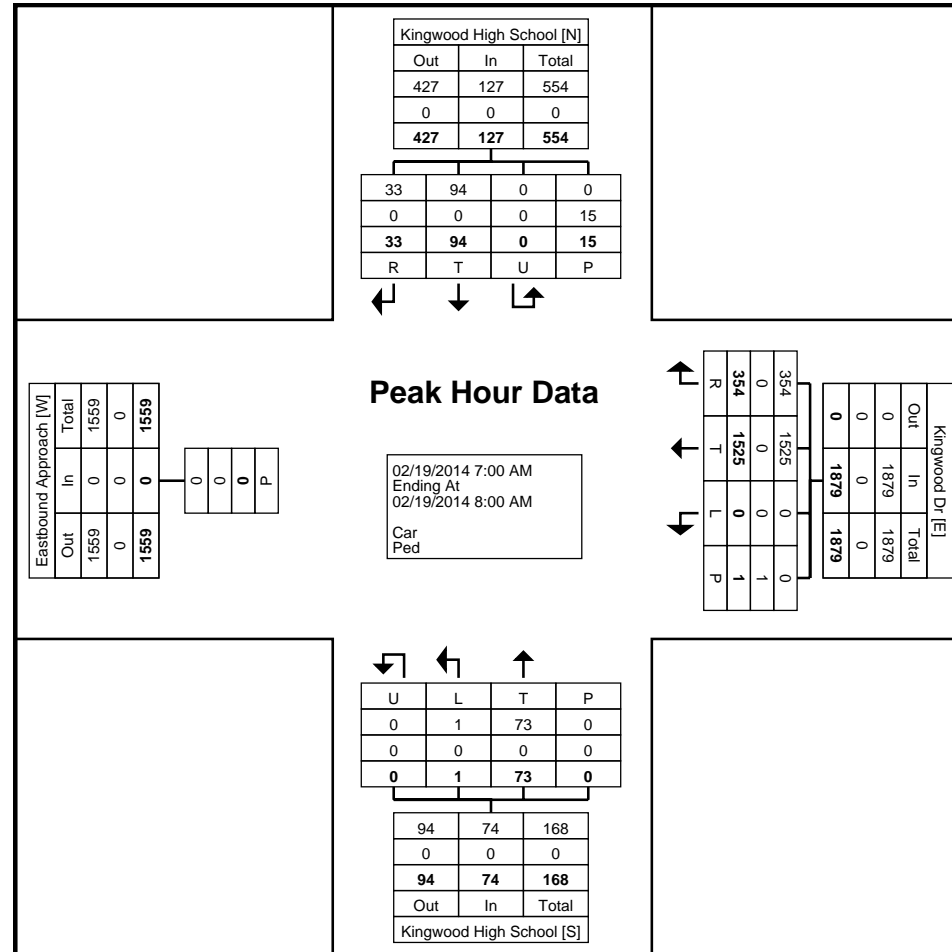




C. J. Hensch & Associates Inc.  
5215 Sycamore Ave.

Pasadena, Texas, United States 77503  
(281) 487-5417 denniscox@cjhensch.com

Count Name: Kingwood Dr WB at Kingwood  
High School  
Site Code: 4b  
Start Date: 02/19/2014  
Page No: 4



Turning Movement Peak Hour Data Plot (7:00 AM)

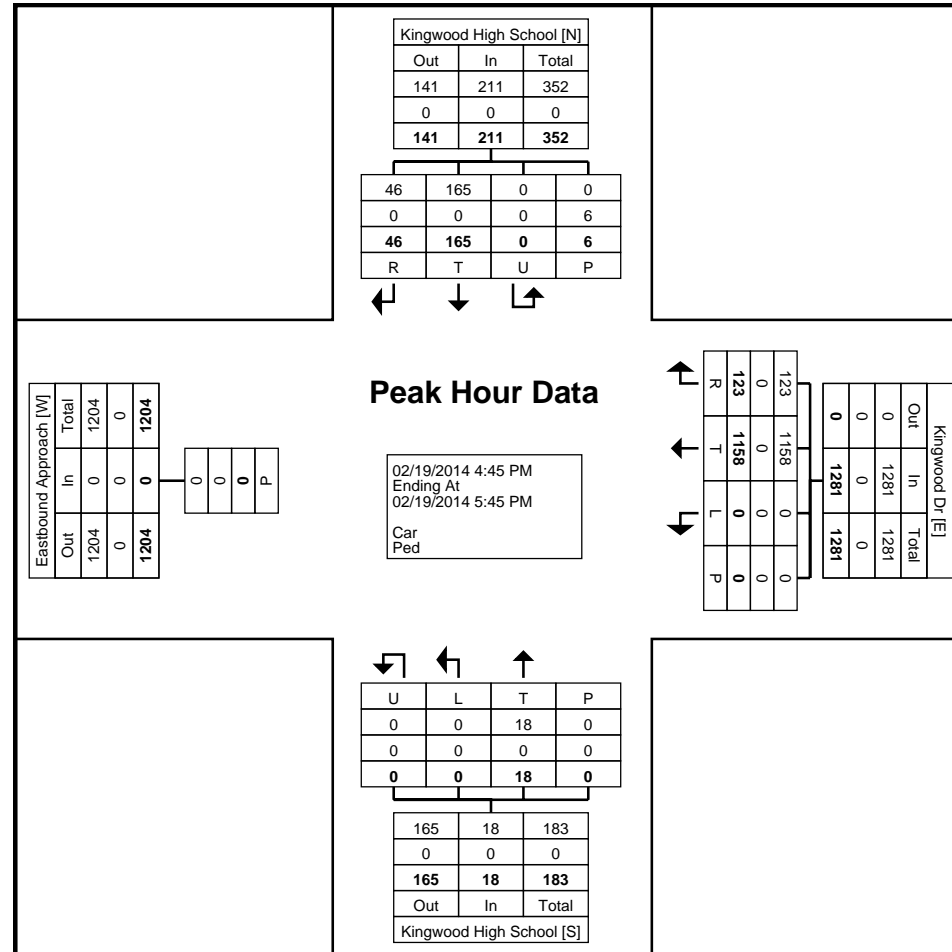




C. J. Hensch & Associates Inc.  
5215 Sycamore Ave.

Pasadena, Texas, United States 77503  
(281) 487-5417 denniscox@cjhensch.com

Count Name: Kingwood Dr WB at Kingwood  
High School  
Site Code: 4b  
Start Date: 02/19/2014  
Page No: 6



Turning Movement Peak Hour Data Plot (4:45 PM)



C. J. Hensch & Associates Inc.  
5215 Sycamore Ave.

Pasadena, Texas, United States 77503  
(281) 487-5417 denniscox@cjhensch.com

Count Name: Kingwood Dr WB at Kingwood  
High School  
Site Code: 4b  
Start Date: 02/19/2014  
Page No: 7

14-104

gunda

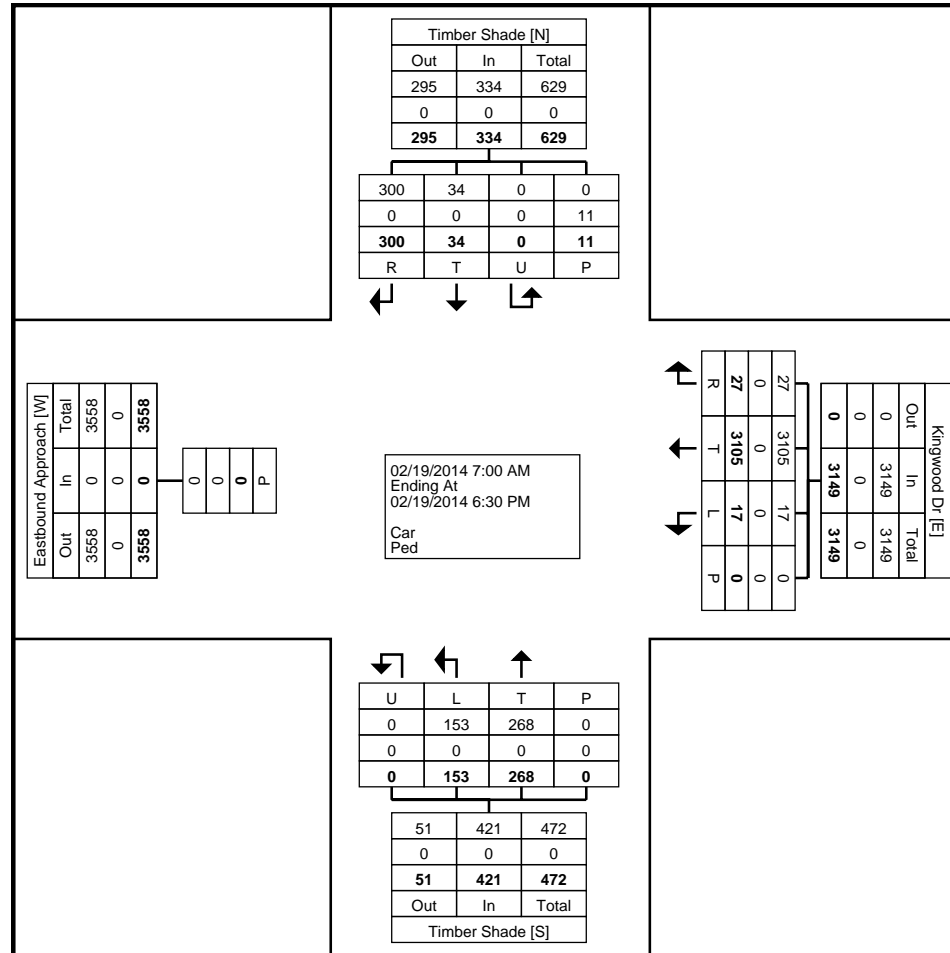




C. J. Hensch & Associates Inc.  
5215 Sycamore Ave.

Pasadena, Texas, United States 77503  
(281) 487-5417 denniscox@cjhensch.com

Count Name: Kingwood Dr WB at Timber Shade  
Site Code: 7a  
Start Date: 02/19/2014  
Page No: 2



Turning Movement Data Plot



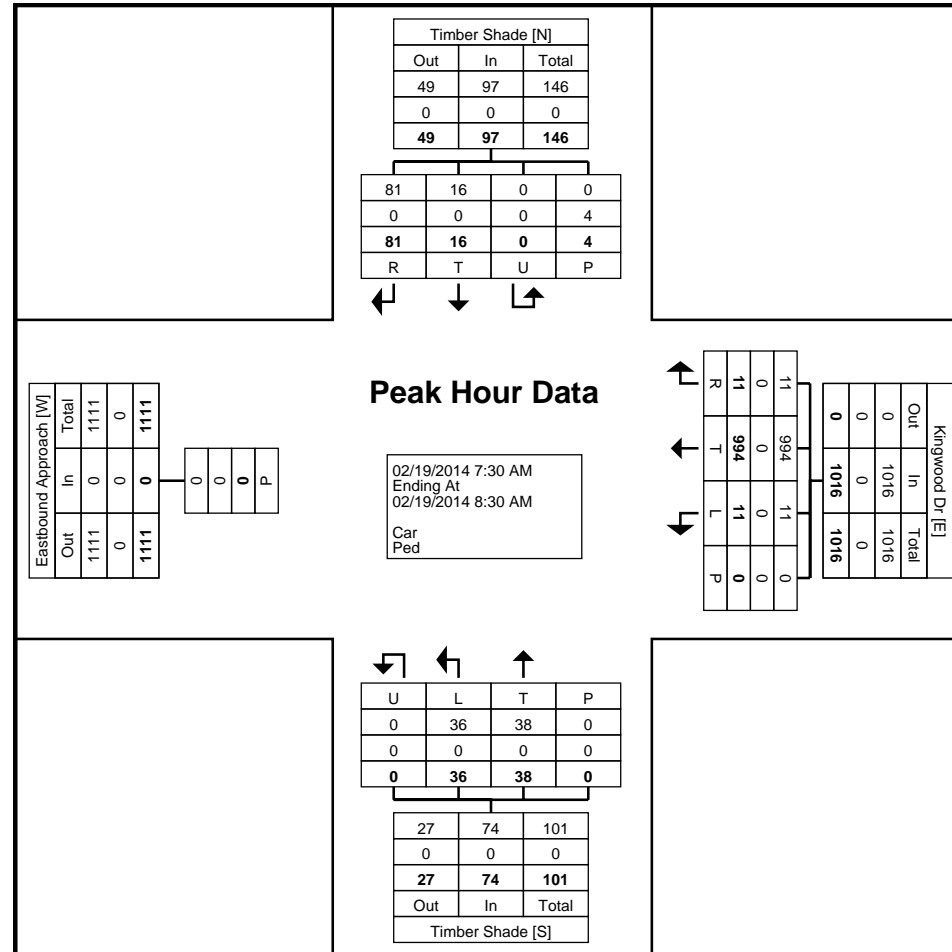




C. J. Hensch & Associates Inc.  
5215 Sycamore Ave.

Pasadena, Texas, United States 77503  
(281) 487-5417 denniscox@cjhensch.com

Count Name: Kingwood Dr WB at Timber Shade  
Site Code: 7a  
Start Date: 02/19/2014  
Page No: 4



Turning Movement Peak Hour Data Plot (7:30 AM)

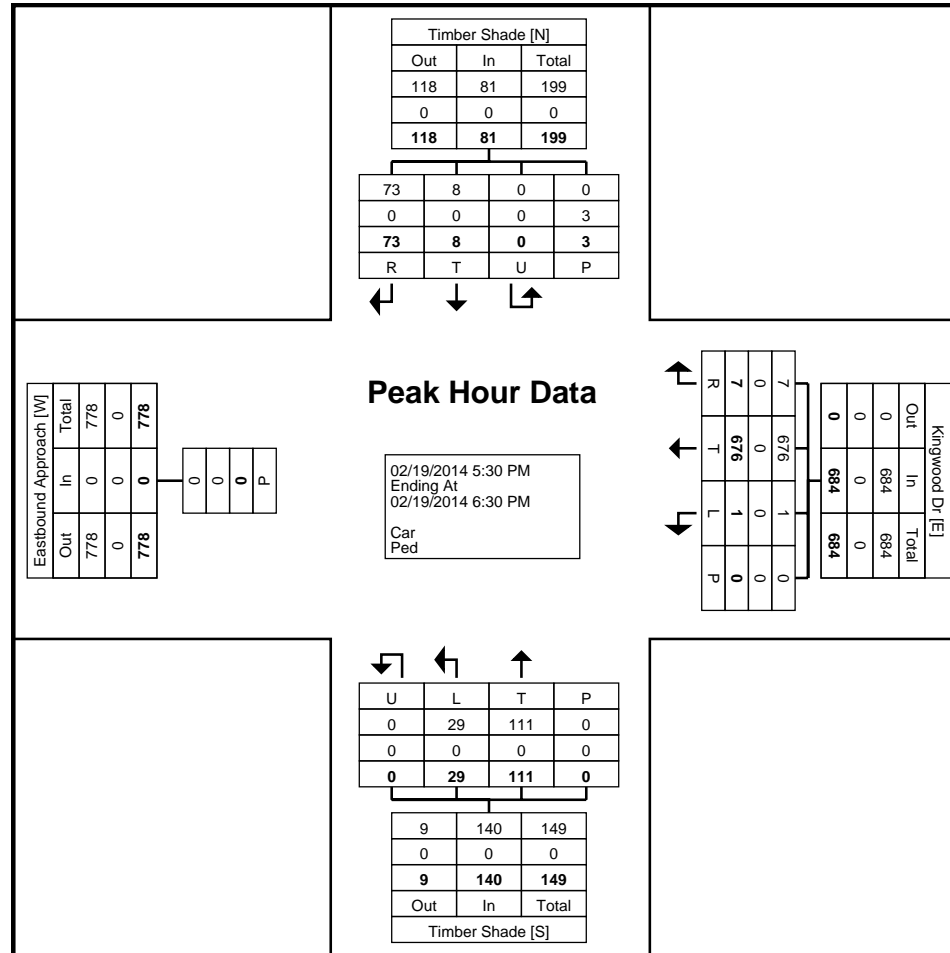




C. J. Hensch & Associates Inc.  
5215 Sycamore Ave.

Pasadena, Texas, United States 77503  
(281) 487-5417 denniscox@cjhensch.com

Count Name: Kingwood Dr WB at Timber Shade  
Site Code: 7a  
Start Date: 02/19/2014  
Page No: 6



Turning Movement Peak Hour Data Plot (5:30 PM)



C. J. Hensch & Associates Inc.  
5215 Sycamore Ave.

Pasadena, Texas, United States 77503  
(281) 487-5417 denniscox@cjhensch.com

Count Name: Kingwood Dr WB at Timber Shade  
Site Code: 7a  
Start Date: 02/19/2014  
Page No: 7

14-104

gunda

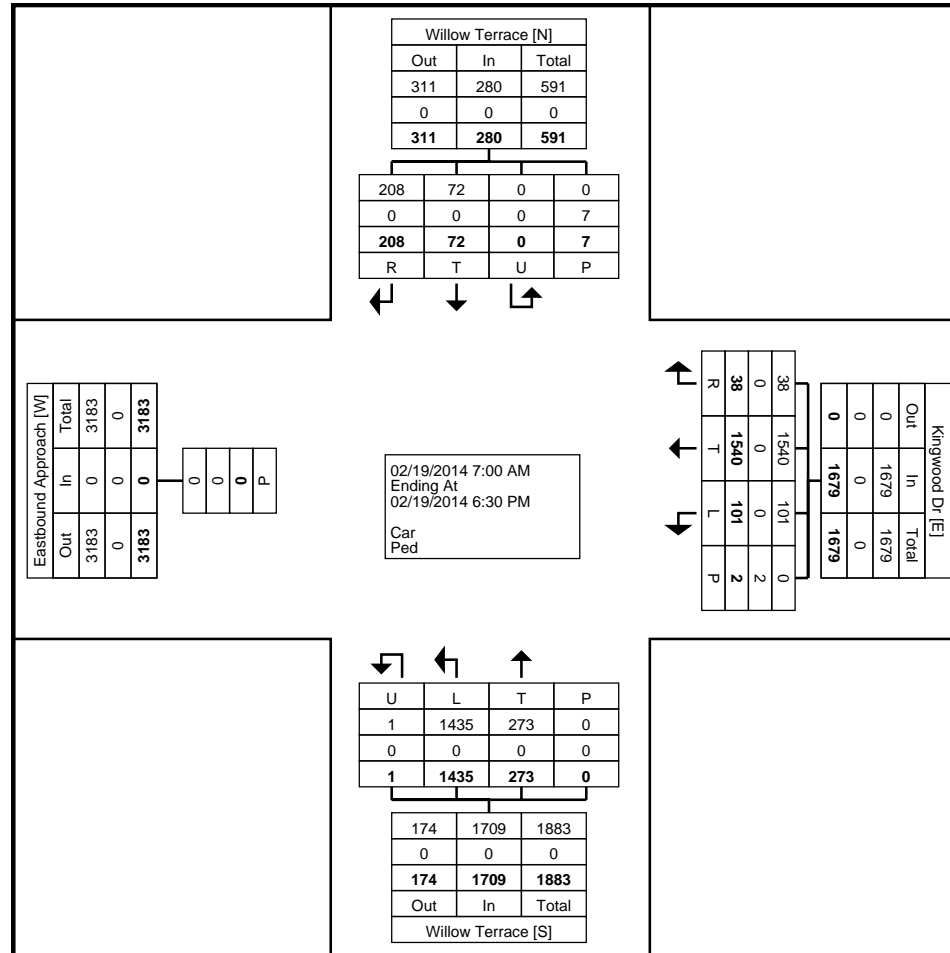




C. J. Hensch & Associates Inc.  
5215 Sycamore Ave.

Pasadena, Texas, United States 77503  
(281) 487-5417 denniscox@cjhensch.com

Count Name: Kingwood Dr WB at Willow  
Terrace Dr  
Site Code: 8a  
Start Date: 02/19/2014  
Page No: 2



Turning Movement Data Plot

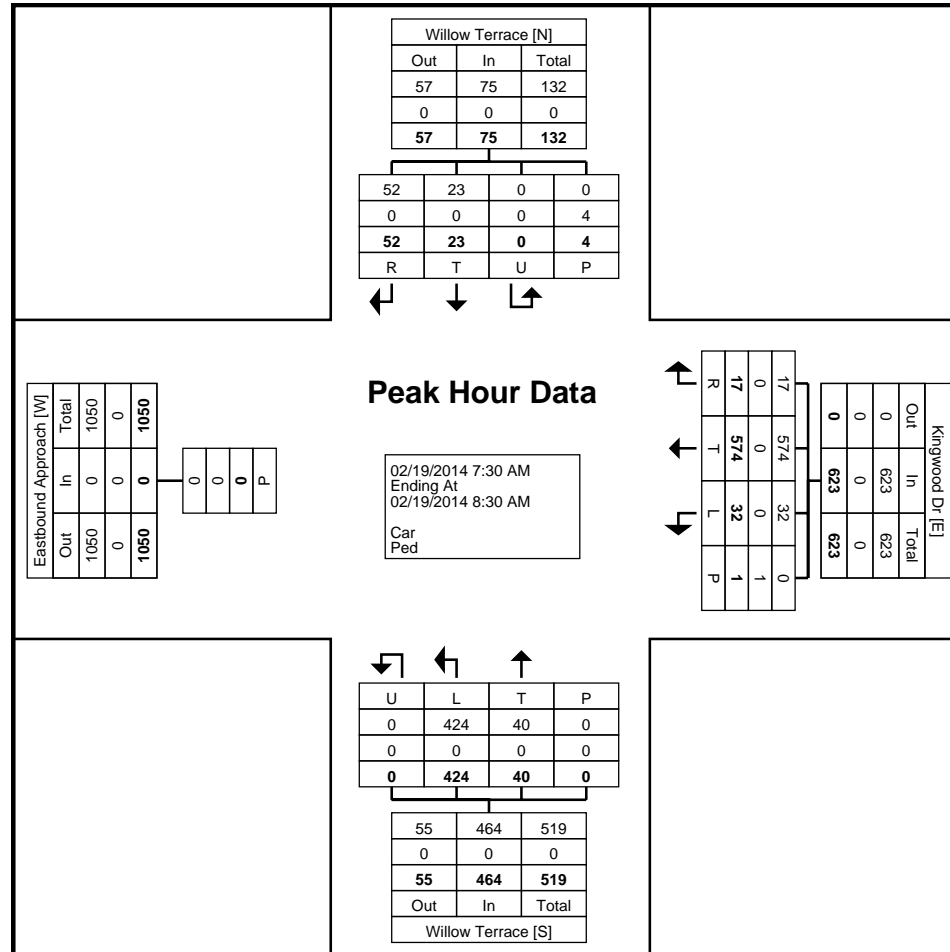




C. J. Hensch & Associates Inc.  
5215 Sycamore Ave.

Pasadena, Texas, United States 77503  
(281) 487-5417 denniscox@cjhensch.com

Count Name: Kingwood Dr WB at Willow  
Terrace Dr  
Site Code: 8a  
Start Date: 02/19/2014  
Page No: 4



Turning Movement Peak Hour Data Plot (7:30 AM)



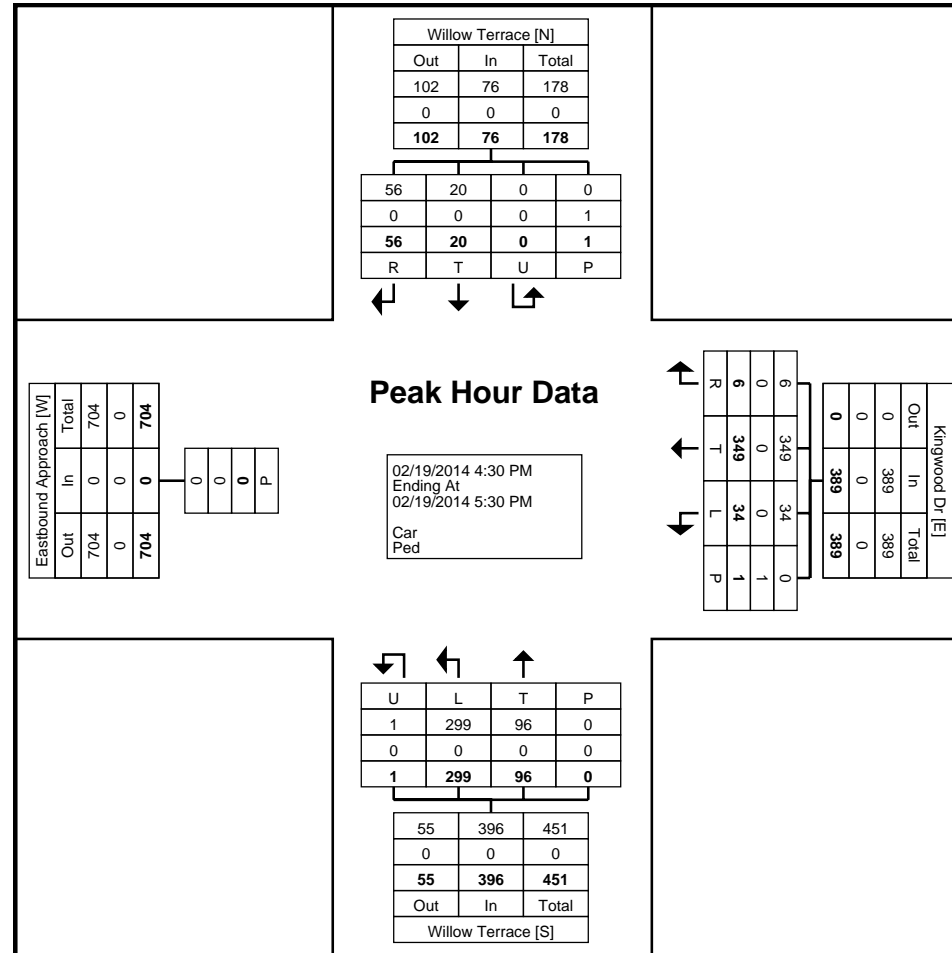




C. J. Hensch & Associates Inc.  
5215 Sycamore Ave.

Pasadena, Texas, United States 77503  
(281) 487-5417 denniscox@cjhensch.com

Count Name: Kingwood Dr WB at Willow  
Terrace Dr  
Site Code: 8a  
Start Date: 02/19/2014  
Page No: 6



Turning Movement Peak Hour Data Plot (4:30 PM)



C. J. Hensch & Associates Inc.  
5215 Sycamore Ave.

Pasadena, Texas, United States 77503  
(281) 487-5417 denniscox@cjhensch.com

Count Name: Kingwood Dr WB at Willow  
Terrace Dr  
Site Code: 8a  
Start Date: 02/19/2014  
Page No: 7

14-104

gunda



C. J. Hensch & Associates Inc.  
5215 Sycamore Ave.

Pasadena, Texas, United States 77503  
(281) 487-5417 denniscox@cjhensch.com

Count Name: Kingwood High School driveway 1  
Site Code: 4  
Start Date: 09/10/2014  
Page No: 1

### Turning Movement Data

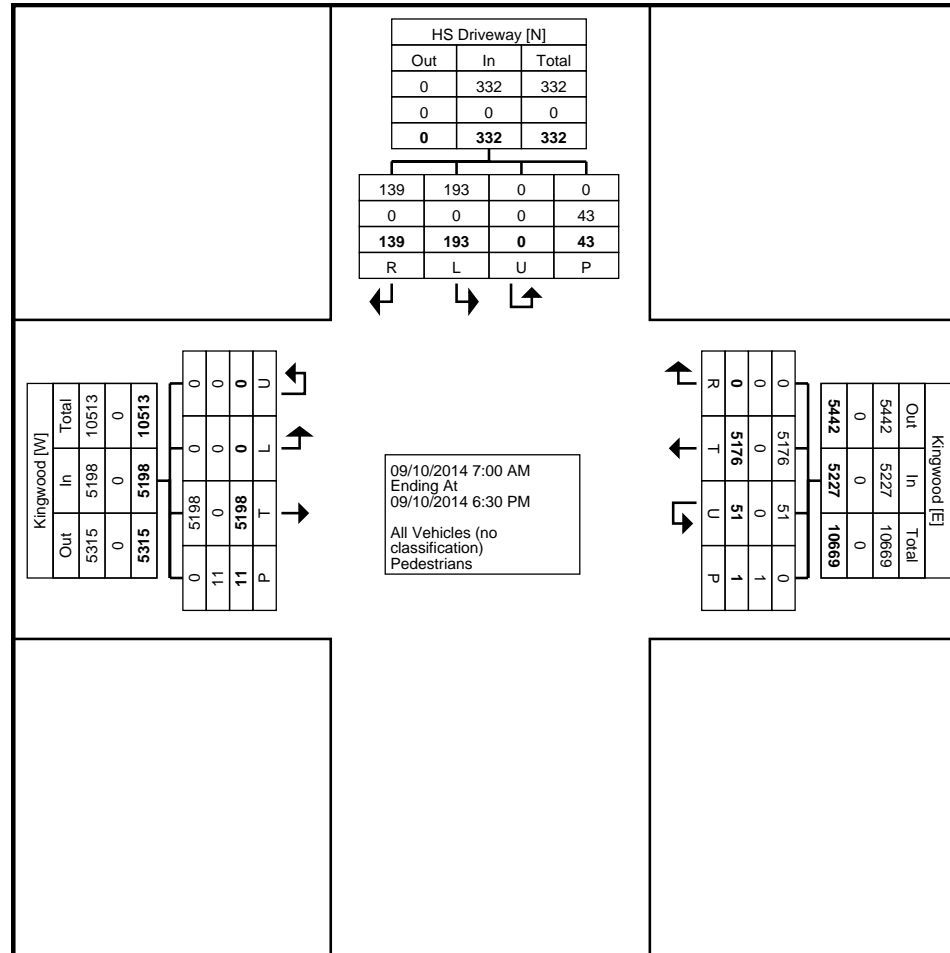
Start Time	HS Driveway Southbound					Kingwood Westbound					Kingwood Eastbound					Int. Total
	Left	Right	U-Turn	Peds	App. Total	Thru	Right	U-Turn	Peds	App. Total	Left	Thru	U-Turn	Peds	App. Total	
7:00 AM	96	56	0	1	152	225	0	2	0	227	0	218	0	3	218	597
7:15 AM	43	37	0	0	80	302	0	1	0	303	0	172	0	0	172	555
7:30 AM	1	3	0	1	4	417	0	1	0	418	0	195	0	0	195	617
7:45 AM	5	1	0	0	6	421	0	3	0	424	0	238	0	0	238	668
Hourly Total	145	97	0	2	242	1365	0	7	0	1372	0	823	0	3	823	2437
8:00 AM	3	5	0	28	8	400	0	2	0	402	0	205	0	0	205	615
8:15 AM	7	7	0	6	14	421	0	1	1	422	0	182	0	0	182	618
8:30 AM	2	7	0	2	9	338	0	2	0	340	0	227	0	0	227	576
8:45 AM	9	9	0	0	18	329	0	2	0	331	0	256	0	4	256	605
Hourly Total	21	28	0	36	49	1488	0	7	1	1495	0	870	0	4	870	2414
*** BREAK ***	-	-	-	-	-	-	-	-	-	-	-	-	-	-	-	-
4:30 PM	8	3	0	0	11	268	0	0	0	268	0	427	0	0	427	706
4:45 PM	5	1	0	1	6	287	0	6	0	293	0	382	0	1	382	681
Hourly Total	13	4	0	1	17	555	0	6	0	561	0	809	0	1	809	1387
5:00 PM	3	0	0	2	3	304	0	2	0	306	0	437	0	0	437	746
5:15 PM	3	1	0	1	4	298	0	7	0	305	0	440	0	0	440	749
5:30 PM	3	2	0	0	5	311	0	5	0	316	0	444	0	0	444	765
5:45 PM	0	2	0	1	2	304	0	8	0	312	0	446	0	3	446	760
Hourly Total	9	5	0	4	14	1217	0	22	0	1239	0	1767	0	3	1767	3020
6:00 PM	1	4	0	0	5	288	0	4	0	292	0	474	0	0	474	771
6:15 PM	4	1	0	0	5	263	0	5	0	268	0	455	0	0	455	728
Grand Total	193	139	0	43	332	5176	0	51	1	5227	0	5198	0	11	5198	10757
Approach %	58.1	41.9	0.0	-	-	99.0	0.0	1.0	-	-	0.0	100.0	0.0	-	-	-
Total %	1.8	1.3	0.0	-	3.1	48.1	0.0	0.5	-	48.6	0.0	48.3	0.0	-	48.3	-
All Vehicles (no classification)	193	139	0	-	332	5176	0	51	-	5227	0	5198	0	-	5198	10757
% All Vehicles (no classification)	100.0	100.0	-	-	100.0	100.0	-	100.0	-	100.0	-	100.0	-	-	100.0	100.0
Pedestrians	-	-	-	43	-	-	-	-	1	-	-	-	-	11	-	-
% Pedestrians	-	-	-	100.0	-	-	-	-	100.0	-	-	-	-	100.0	-	-



C. J. Hensch & Associates Inc.  
5215 Sycamore Ave.

Pasadena, Texas, United States 77503  
(281) 487-5417 denniscox@cjhensch.com

Count Name: Kingwood High School driveway 1  
Site Code: 4  
Start Date: 09/10/2014  
Page No: 2



Turning Movement Data Plot



C. J. Hensch & Associates Inc.  
5215 Sycamore Ave.

Pasadena, Texas, United States 77503  
(281) 487-5417 denniscox@cjhensch.com

Count Name: Kingwood High School driveway 1  
Site Code: 4  
Start Date: 09/10/2014  
Page No: 3

### Turning Movement Peak Hour Data (7:30 AM)

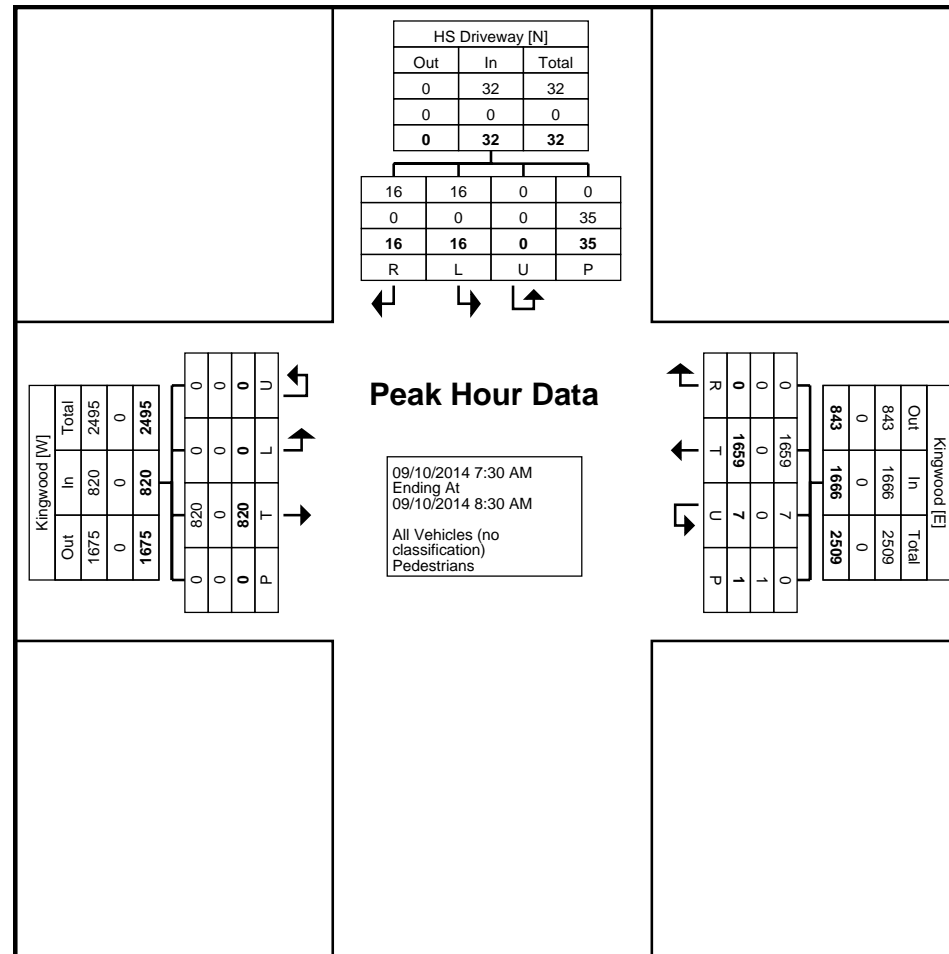
Start Time	HS Driveway Southbound					Kingwood Westbound					Kingwood Eastbound					Int. Total
	Left	Right	U-Turn	Peds	App. Total	Thru	Right	U-Turn	Peds	App. Total	Left	Thru	U-Turn	Peds	App. Total	
7:30 AM	1	3	0	1	4	417	0	1	0	418	0	195	0	0	195	617
7:45 AM	5	1	0	0	6	421	0	3	0	424	0	238	0	0	238	668
8:00 AM	3	5	0	28	8	400	0	2	0	402	0	205	0	0	205	615
8:15 AM	7	7	0	6	14	421	0	1	1	422	0	182	0	0	182	618
Total	16	16	0	35	32	1659	0	7	1	1666	0	820	0	0	820	2518
Approach %	50.0	50.0	0.0	-	-	99.6	0.0	0.4	-	-	0.0	100.0	0.0	-	-	-
Total %	0.6	0.6	0.0	-	1.3	65.9	0.0	0.3	-	66.2	0.0	32.6	0.0	-	32.6	-
PHF	0.571	0.571	0.000	-	0.571	0.985	0.000	0.583	-	0.982	0.000	0.861	0.000	-	0.861	0.942
All Vehicles (no classification)	16	16	0	-	32	1659	0	7	-	1666	0	820	0	-	820	2518
% All Vehicles (no classification)	100.0	100.0	-	-	100.0	100.0	-	100.0	-	100.0	-	100.0	-	-	100.0	100.0
Pedestrians	-	-	-	35	-	-	-	-	1	-	-	-	-	0	-	-
% Pedestrians	-	-	-	100.0	-	-	-	-	100.0	-	-	-	-	-	-	-



C. J. Hensch & Associates Inc.  
5215 Sycamore Ave.

Pasadena, Texas, United States 77503  
(281) 487-5417 denniscox@cjhensch.com

Count Name: Kingwood High School driveway 1  
Site Code: 4  
Start Date: 09/10/2014  
Page No: 4



Turning Movement Peak Hour Data Plot (7:30 AM)



C. J. Hensch & Associates Inc.  
5215 Sycamore Ave.

Pasadena, Texas, United States 77503  
(281) 487-5417 denniscox@cjhensch.com

Count Name: Kingwood High School driveway 1  
Site Code: 4  
Start Date: 09/10/2014  
Page No: 5

### Turning Movement Peak Hour Data (5:15 PM)

Start Time	HS Driveway Southbound					Kingwood Westbound					Kingwood Eastbound					Int. Total
	Left	Right	U-Turn	Peds	App. Total	Thru	Right	U-Turn	Peds	App. Total	Left	Thru	U-Turn	Peds	App. Total	
5:15 PM	3	1	0	1	4	298	0	7	0	305	0	440	0	0	440	749
5:30 PM	3	2	0	0	5	311	0	5	0	316	0	444	0	0	444	765
5:45 PM	0	2	0	1	2	304	0	8	0	312	0	446	0	3	446	760
6:00 PM	1	4	0	0	5	288	0	4	0	292	0	474	0	0	474	771
Total	7	9	0	2	16	1201	0	24	0	1225	0	1804	0	3	1804	3045
Approach %	43.8	56.3	0.0	-	-	98.0	0.0	2.0	-	-	0.0	100.0	0.0	-	-	-
Total %	0.2	0.3	0.0	-	0.5	39.4	0.0	0.8	-	40.2	0.0	59.2	0.0	-	59.2	-
PHF	0.583	0.563	0.000	-	0.800	0.965	0.000	0.750	-	0.969	0.000	0.951	0.000	-	0.951	0.987
All Vehicles (no classification)	7	9	0	-	16	1201	0	24	-	1225	0	1804	0	-	1804	3045
% All Vehicles (no classification)	100.0	100.0	-	-	100.0	100.0	-	100.0	-	100.0	-	100.0	-	-	100.0	100.0
Pedestrians	-	-	-	2	-	-	-	-	0	-	-	-	-	3	-	-
% Pedestrians	-	-	-	100.0	-	-	-	-	-	-	-	-	-	100.0	-	-

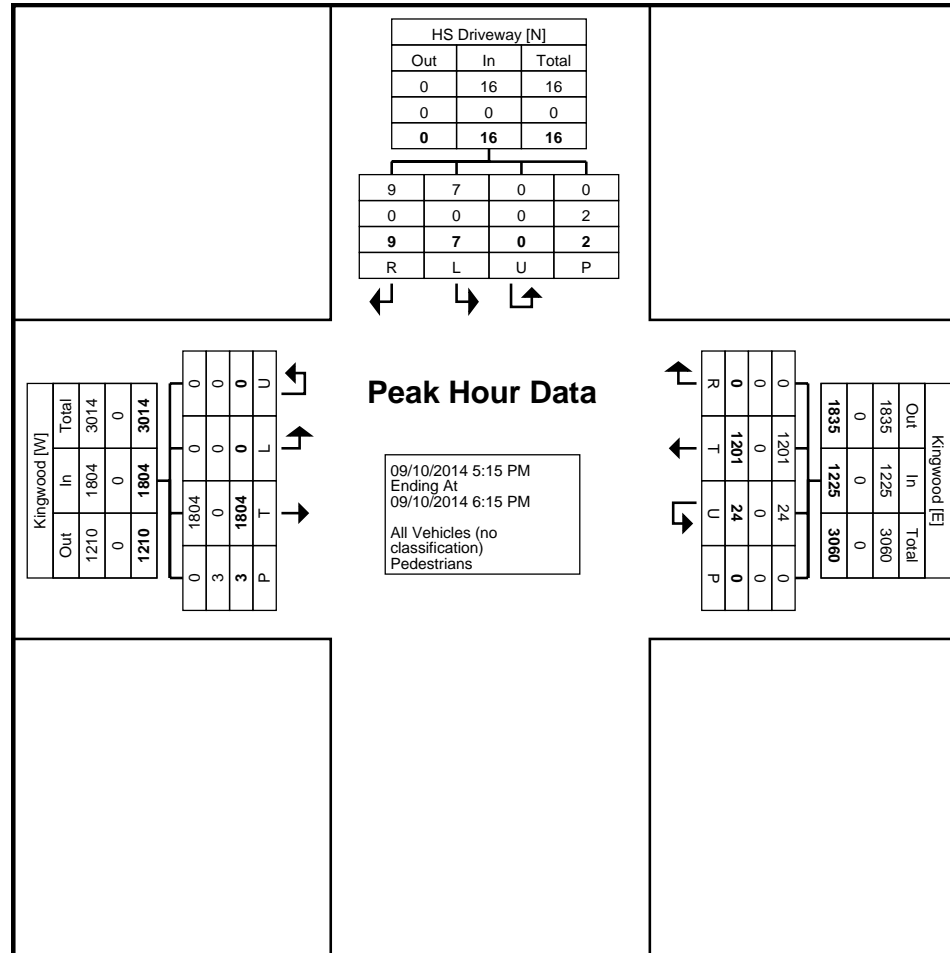




C. J. Hensch & Associates Inc.  
5215 Sycamore Ave.

Pasadena, Texas, United States 77503  
(281) 487-5417 denniscox@cjhensch.com

Count Name: Kingwood High School driveway 1  
Site Code: 4  
Start Date: 09/10/2014  
Page No: 6



Turning Movement Peak Hour Data Plot (5:15 PM)



C. J. Hensch & Associates Inc.  
5215 Sycamore Ave.

Pasadena, Texas, United States 77503  
(281) 487-5417 denniscox@cjhensch.com

Count Name: Kingwood High School driveway 1  
Site Code: 4  
Start Date: 09/10/2014  
Page No: 7

0109

gunda



C. J. Hensch & Associates Inc.  
5215 Sycamore Ave.

Pasadena, Texas, United States 77503  
(281) 487-5417 denniscox@cjhensch.com

Count Name: Kingwood High School driveway 2  
Site Code: 5  
Start Date: 09/10/2014  
Page No: 1

### Turning Movement Data

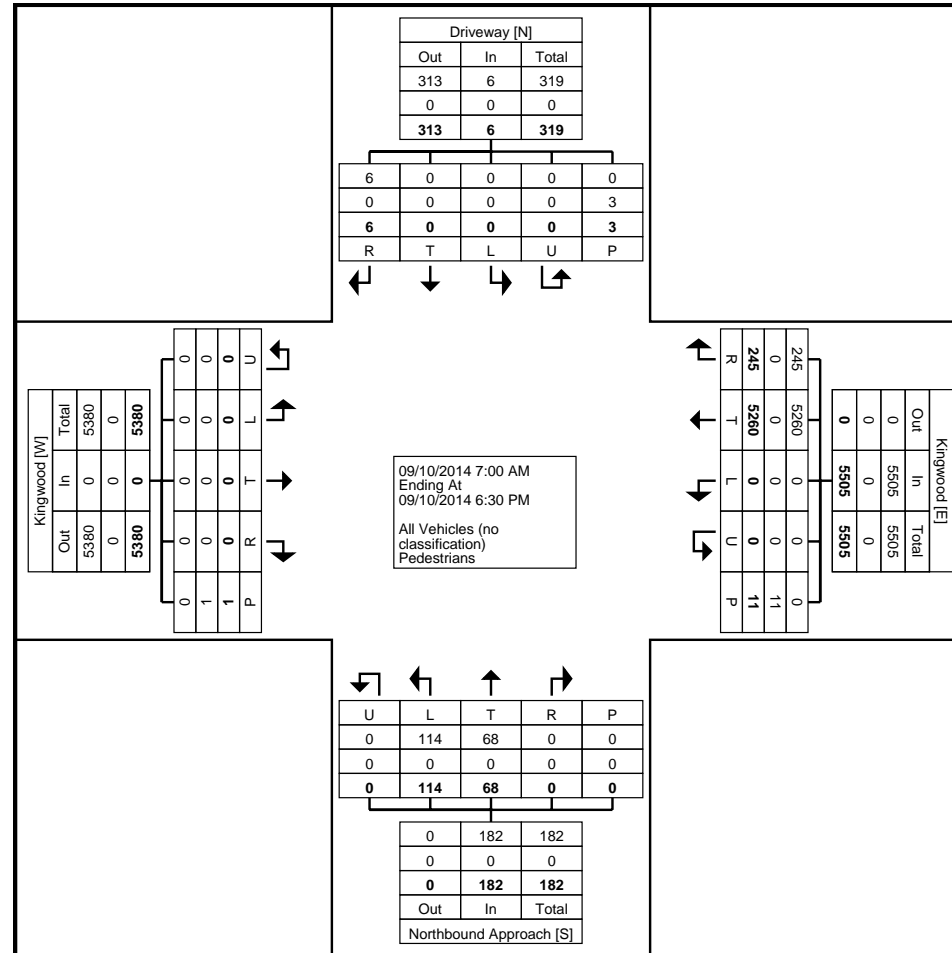
Start Time	Driveway Southbound						Kingwood Westbound						Northbound Approach Northbound						Kingwood Eastbound						Int. Total	
	Left	Thru	Right	U-Turn	Peds	App. Total	Left	Thru	Right	U-Turn	Peds	App. Total	Left	Thru	Right	U-Turn	Peds	App. Total	Left	Thru	Right	U-Turn	Peds	App. Total		
7:00 AM	0	0	0	0	0	0	0	248	135	0	5	383	6	34	0	0	0	40	0	0	0	0	0	0	0	423
7:15 AM	0	0	0	0	0	0	0	306	21	0	4	327	9	4	0	0	0	13	0	0	0	0	0	0	0	340
7:30 AM	0	0	0	0	1	0	0	413	8	0	1	421	16	2	0	0	0	18	0	0	0	0	0	0	0	439
7:45 AM	0	0	1	0	1	1	0	419	9	0	0	428	5	3	0	0	0	8	0	0	0	0	0	0	0	437
Hourly Total	0	0	1	0	2	1	0	1386	173	0	10	1559	36	43	0	0	0	79	0	0	0	0	0	0	0	1639
8:00 AM	0	0	0	0	0	0	0	403	8	0	0	411	7	2	0	0	0	9	0	0	0	0	0	0	0	420
8:15 AM	0	0	0	0	1	0	0	409	16	0	0	425	10	2	0	0	0	12	0	0	0	0	0	0	0	437
8:30 AM	0	0	0	0	0	0	0	353	12	0	0	365	11	2	0	0	0	13	0	0	0	0	0	0	0	378
8:45 AM	0	0	0	0	0	0	0	315	12	0	0	327	6	5	0	0	0	11	0	0	0	0	0	0	0	338
Hourly Total	0	0	0	0	1	0	0	1480	48	0	0	1528	34	11	0	0	0	45	0	0	0	0	0	0	0	1573
*** BREAK ***	-	-	-	-	-	-	-	-	-	-	-	-	-	-	-	-	-	-	-	-	-	-	-	-	-	-
4:30 PM	0	0	1	0	0	1	0	263	5	0	0	268	5	2	0	0	0	7	0	0	0	0	0	0	0	276
4:45 PM	0	0	2	0	0	2	0	325	5	0	1	330	6	3	0	0	0	9	0	0	0	0	0	0	0	341
Hourly Total	0	0	3	0	0	3	0	588	10	0	1	598	11	5	0	0	0	16	0	0	0	0	0	0	0	617
5:00 PM	0	0	0	0	0	0	0	311	0	0	0	311	8	1	0	0	0	9	0	0	0	0	0	0	0	320
5:15 PM	0	0	0	0	0	0	0	298	2	0	0	300	5	2	0	0	0	7	0	0	0	0	0	0	0	307
5:30 PM	0	0	1	0	0	1	0	318	3	0	0	321	8	2	0	0	0	10	0	0	0	0	0	0	0	332
5:45 PM	0	0	0	0	0	0	0	327	2	0	0	329	1	1	0	0	0	2	0	0	0	0	0	0	0	331
Hourly Total	0	0	1	0	0	1	0	1254	7	0	0	1261	22	6	0	0	0	28	0	0	0	0	0	0	0	1290
6:00 PM	0	0	1	0	0	1	0	302	3	0	0	305	9	2	0	0	0	11	0	0	0	0	0	0	0	317
6:15 PM	0	0	0	0	0	0	0	250	4	0	0	254	2	1	0	0	0	3	0	0	0	0	1	0	0	257
Grand Total	0	0	6	0	3	6	0	5260	245	0	11	5505	114	68	0	0	0	182	0	0	0	0	1	0	0	5693
Approach %	0.0	0.0	100.0	0.0	-	-	0.0	95.5	4.5	0.0	-	-	62.6	37.4	0.0	0.0	-	-	NaN	NaN	NaN	NaN	-	-	-	-
Total %	0.0	0.0	0.1	0.0	-	0.1	0.0	92.4	4.3	0.0	-	96.7	2.0	1.2	0.0	0.0	-	3.2	0.0	0.0	0.0	0.0	-	0.0	-	-
All Vehicles (no classification)	0	0	6	0	-	6	0	5260	245	0	-	5505	114	68	0	0	-	182	0	0	0	0	-	0	-	5693
% All Vehicles (no classification)	-	-	100.0	-	-	100.0	-	100.0	100.0	-	-	100.0	100.0	100.0	-	-	-	100.0	-	-	-	-	-	-	-	100.0
Pedestrians	-	-	-	-	3	-	-	-	-	-	11	-	-	-	-	-	0	-	-	-	-	-	1	-	-	-
% Pedestrians	-	-	-	-	100.0	-	-	-	-	-	100.0	-	-	-	-	-	-	-	-	-	-	-	100.0	-	-	-



C. J. Hensch & Associates Inc.  
5215 Sycamore Ave.

Pasadena, Texas, United States 77503  
(281) 487-5417 denniscox@cjhensch.com

Count Name: Kingwood High School driveway 2  
Site Code: 5  
Start Date: 09/10/2014  
Page No: 2



Turning Movement Data Plot

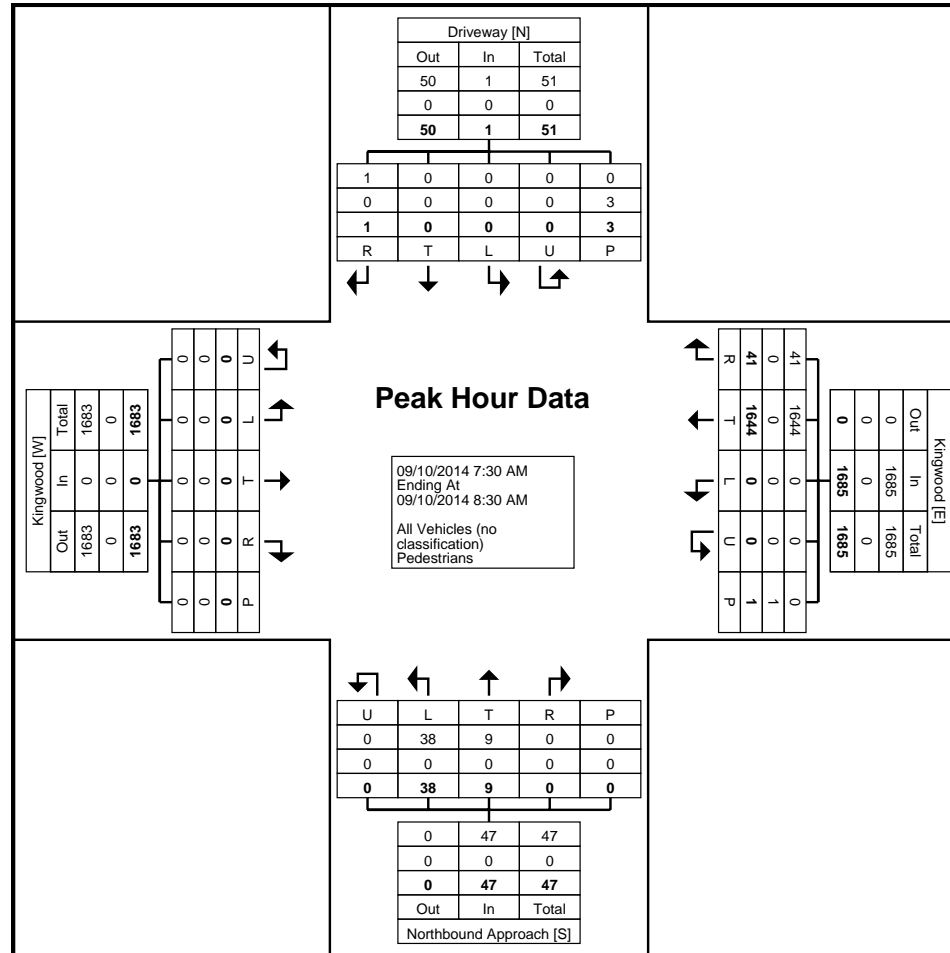




C. J. Hensch & Associates Inc.  
5215 Sycamore Ave.

Pasadena, Texas, United States 77503  
(281) 487-5417 denniscox@cjhensch.com

Count Name: Kingwood High School driveway 2  
Site Code: 5  
Start Date: 09/10/2014  
Page No: 4



Turning Movement Peak Hour Data Plot (7:30 AM)

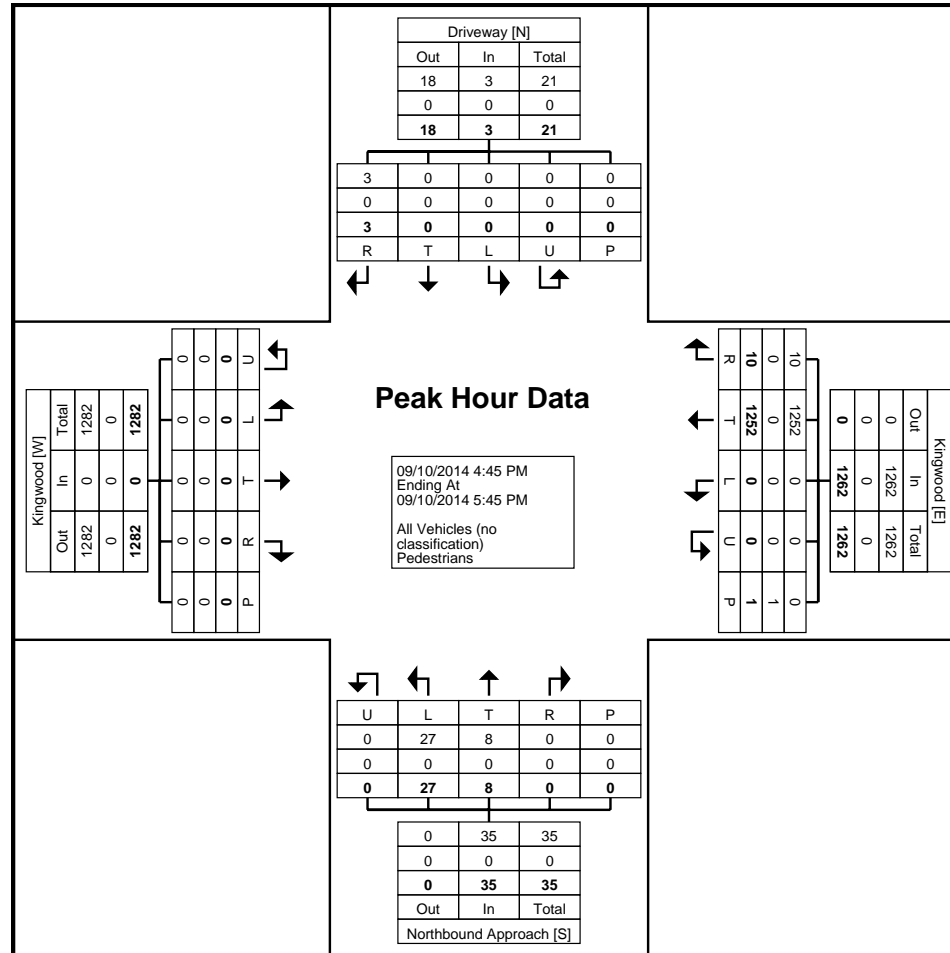




C. J. Hensch & Associates Inc.  
5215 Sycamore Ave.

Pasadena, Texas, United States 77503  
(281) 487-5417 denniscox@cjhensch.com

Count Name: Kingwood High School driveway 2  
Site Code: 5  
Start Date: 09/10/2014  
Page No: 6



Turning Movement Peak Hour Data Plot (4:45 PM)





C. J. Hensch & Associates Inc.  
5215 Sycamore Ave.

Pasadena, Texas, United States 77503  
(281) 487-5417 denniscox@cjhensch.com

Count Name: Kingwood High School driveway 2  
Site Code: 5  
Start Date: 09/10/2014  
Page No: 7

0109

gunda



C. J. Hensch & Associates Inc.  
 5215 Sycamore Ave.  
 Pasadena, Texas, United States 77503  
 (281) 487-5417 denniscox@cjhensch.com

Count Name: Lake Houston Pkwy NB at Kings  
 Crossing  
 Site Code: 20b  
 Start Date: 02/19/2014  
 Page No: 1

### Turning Movement Data

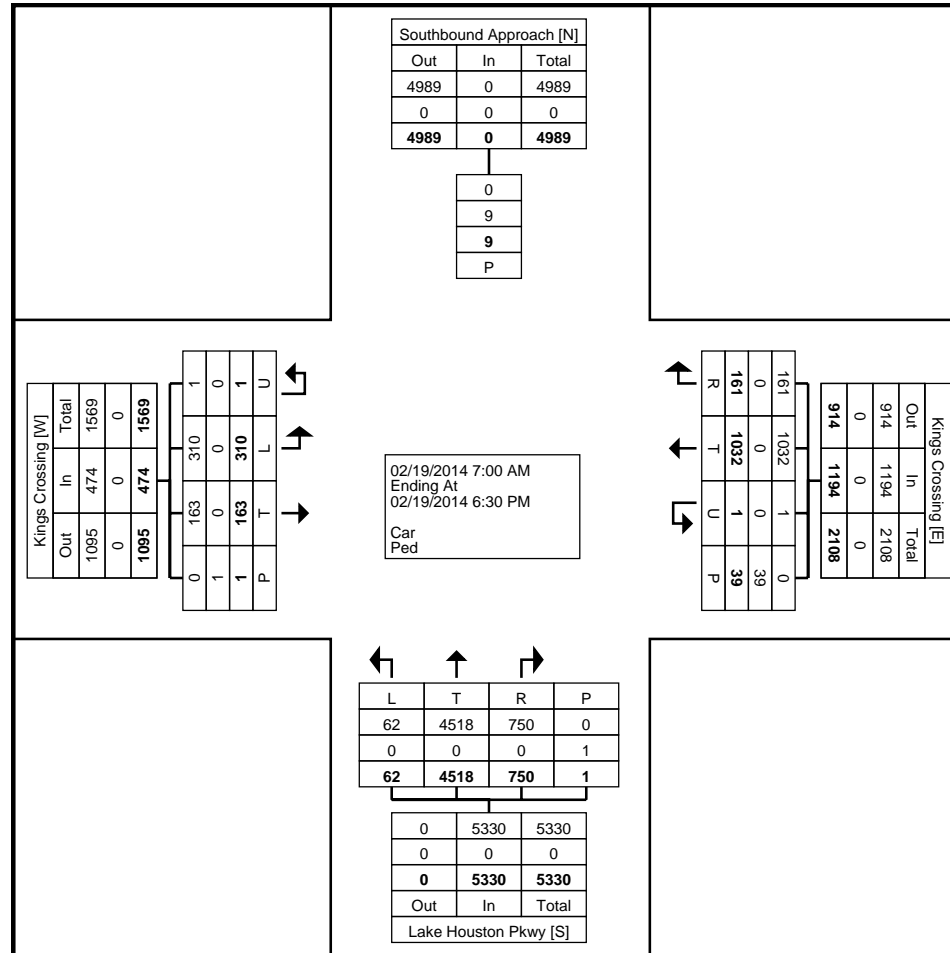
Start Time	Southbound Approach Southbound		Kings Crossing Westbound					Lake Houston Pkwy Northbound					Kings Crossing Eastbound					Int. Total
	Peds	App. Total	Thru	Right	U-Turn	Peds	App. Total	Left	Thru	Right	Peds	App. Total	Left	Thru	U-Turn	Peds	App. Total	
7:00 AM	0	0	65	17	0	2	82	0	204	21	0	225	12	4	0	0	16	323
7:15 AM	2	0	62	6	0	2	68	4	237	37	0	278	13	2	0	0	15	361
7:30 AM	0	0	65	8	0	2	73	2	293	37	0	332	19	9	0	0	28	433
7:45 AM	1	0	85	10	0	4	95	2	307	55	0	364	14	7	0	0	21	480
Hourly Total	3	0	277	41	0	10	318	8	1041	150	0	1199	58	22	0	0	80	1597
8:00 AM	1	0	78	9	0	1	87	3	233	26	0	262	11	10	0	0	21	370
8:15 AM	2	0	76	2	0	1	78	1	232	31	0	264	12	5	0	0	17	359
8:30 AM	0	0	54	15	0	4	69	3	243	20	0	266	12	4	0	0	16	351
8:45 AM	1	0	44	7	0	3	51	4	265	17	0	286	9	5	0	0	14	351
Hourly Total	4	0	252	33	0	9	285	11	973	94	0	1078	44	24	0	0	68	1431
*** BREAK ***	-	-	-	-	-	-	-	-	-	-	-	-	-	-	-	-	-	-
4:30 PM	1	0	53	10	0	2	63	4	299	52	1	355	15	11	0	1	26	444
4:45 PM	0	0	89	17	0	2	106	10	309	67	0	386	26	16	0	0	42	534
Hourly Total	1	0	142	27	0	4	169	14	608	119	1	741	41	27	0	1	68	978
5:00 PM	1	0	67	13	0	3	80	8	303	71	0	382	40	20	0	0	60	522
5:15 PM	0	0	51	7	1	1	59	8	328	63	0	399	34	13	0	0	47	505
5:30 PM	0	0	62	10	0	3	72	5	314	72	0	391	34	15	0	0	49	512
5:45 PM	0	0	60	13	0	5	73	1	324	58	0	383	23	17	1	0	41	497
Hourly Total	1	0	240	43	1	12	284	22	1269	264	0	1555	131	65	1	0	197	2036
6:00 PM	0	0	67	7	0	2	74	4	311	72	0	387	14	15	0	0	29	490
6:15 PM	0	0	54	10	0	2	64	3	316	51	0	370	22	10	0	0	32	466
Grand Total	9	0	1032	161	1	39	1194	62	4518	750	1	5330	310	163	1	1	474	6998
Approach %	-	-	86.4	13.5	0.1	-	-	1.2	84.8	14.1	-	-	65.4	34.4	0.2	-	-	-
Total %	-	0.0	14.7	2.3	0.0	-	17.1	0.9	64.6	10.7	-	76.2	4.4	2.3	0.0	-	6.8	-
Car	-	0	1032	161	1	-	1194	62	4518	750	-	5330	310	163	1	-	474	6998
% Car	-	-	100.0	100.0	100.0	-	100.0	100.0	100.0	100.0	-	100.0	100.0	100.0	100.0	-	100.0	100.0
Ped	9	-	-	-	-	39	-	-	-	-	1	-	-	-	-	1	-	-
% Ped	100.0	-	-	-	-	100.0	-	-	-	-	100.0	-	-	-	-	100.0	-	-



C. J. Hensch & Associates Inc.  
5215 Sycamore Ave.

Pasadena, Texas, United States 77503  
(281) 487-5417 denniscox@cjhensch.com

Count Name: Lake Houston Pkwy NB at Kings  
Crossing  
Site Code: 20b  
Start Date: 02/19/2014  
Page No: 2



Turning Movement Data Plot

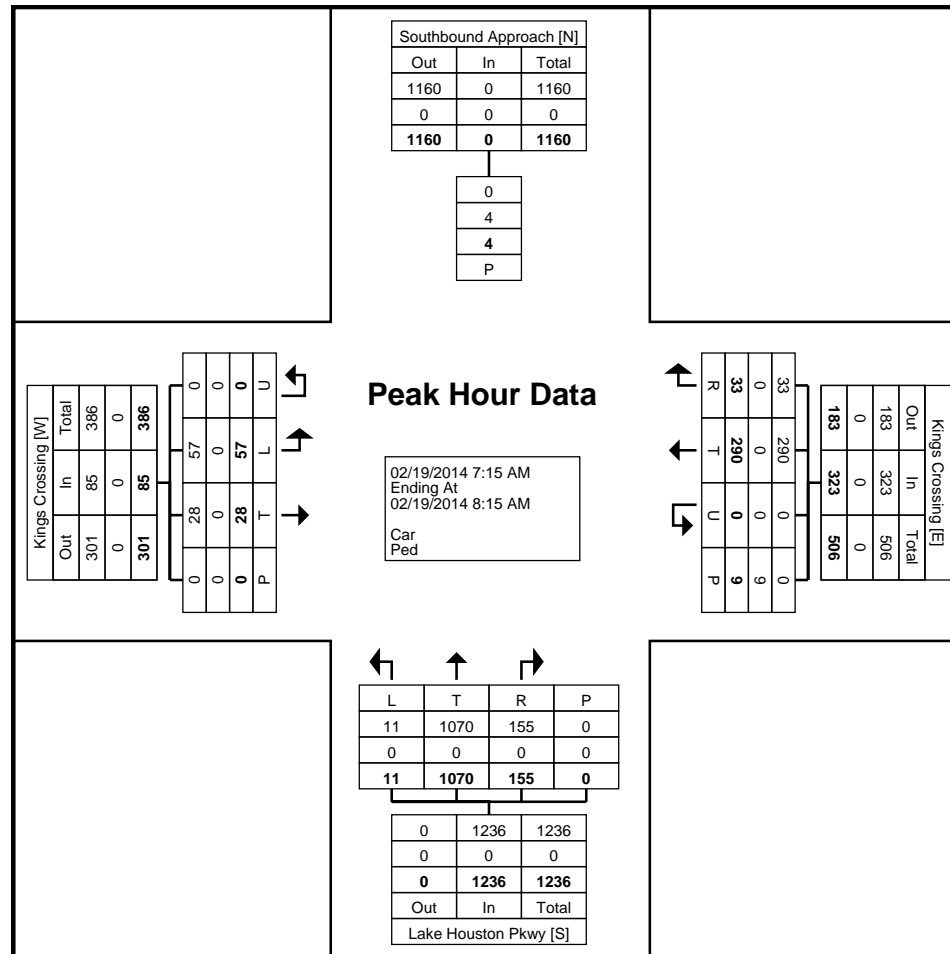




C. J. Hensch & Associates Inc.  
5215 Sycamore Ave.

Pasadena, Texas, United States 77503  
(281) 487-5417 denniscox@cjhensch.com

Count Name: Lake Houston Pkwy NB at Kings  
Crossing  
Site Code: 20b  
Start Date: 02/19/2014  
Page No: 4



Turning Movement Peak Hour Data Plot (7:15 AM)

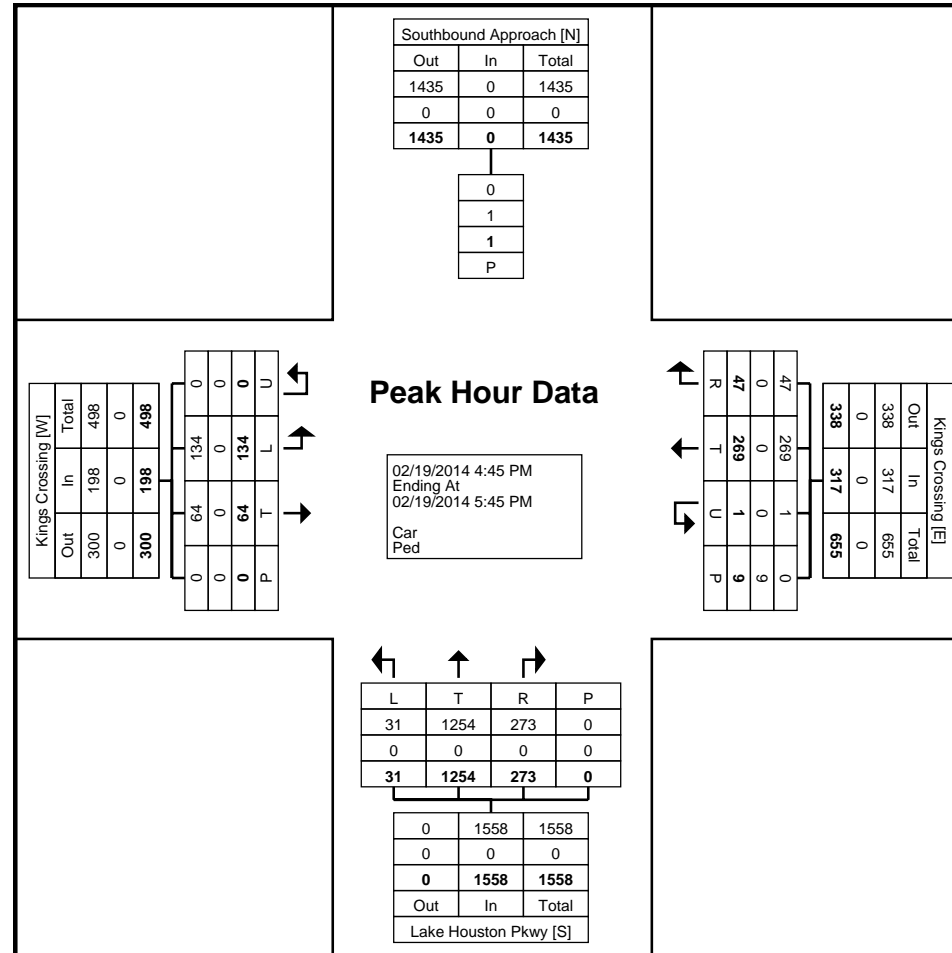




C. J. Hensch & Associates Inc.  
5215 Sycamore Ave.

Pasadena, Texas, United States 77503  
(281) 487-5417 denniscox@cjhensch.com

Count Name: Lake Houston Pkwy NB at Kings  
Crossing  
Site Code: 20b  
Start Date: 02/19/2014  
Page No: 6



Turning Movement Peak Hour Data Plot (4:45 PM)



C. J. Hensch & Associates Inc.  
5215 Sycamore Ave.

Pasadena, Texas, United States 77503  
(281) 487-5417 denniscox@cjhensch.com

Count Name: Lake Houston Pkwy NB at Kings  
Crossing  
Site Code: 20b  
Start Date: 02/19/2014  
Page No: 7

14-104

gunda





C. J. Hensch & Associates Inc.  
 5215 Sycamore Ave.  
 Pasadena, Texas, United States 77503  
 (281) 487-5417 denniscox@cjhensch.com

Count Name: Lake Houston Pkwy SB at Kings  
 Crossing Dr  
 Site Code: 20a  
 Start Date: 02/19/2014  
 Page No: 1

### Turning Movement Data

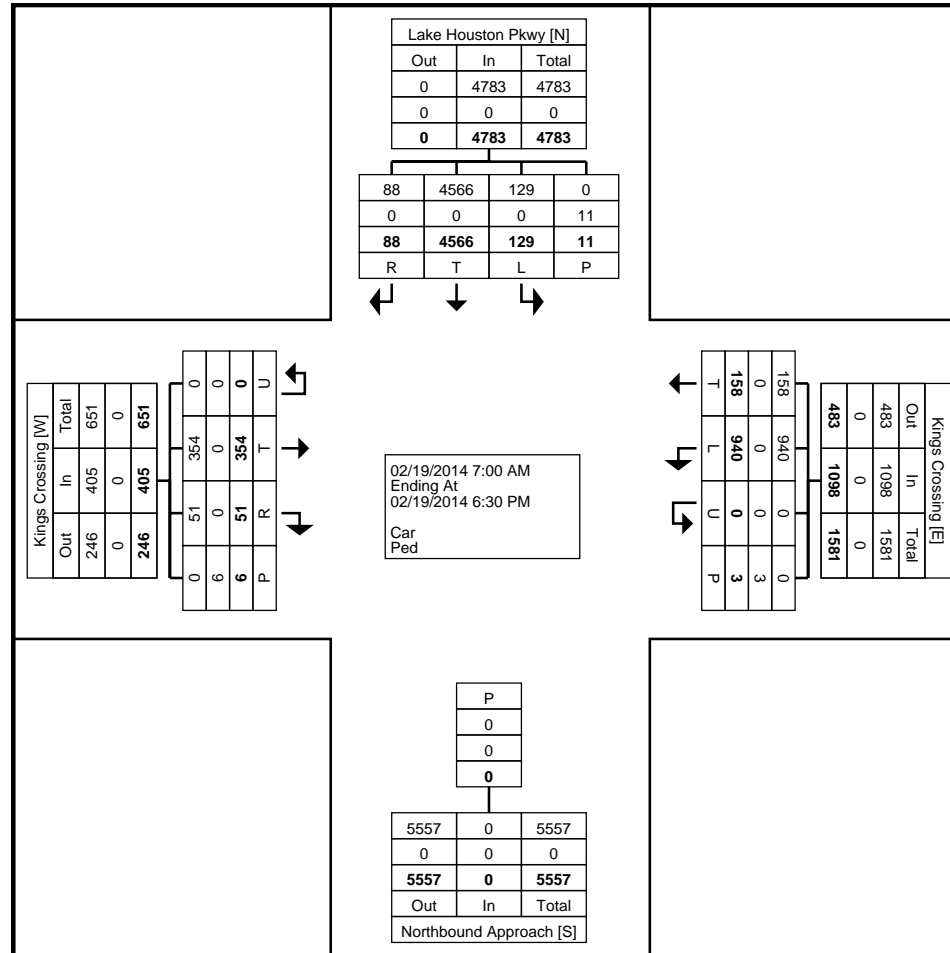
Start Time	Lake Houston Pkwy Southbound					Kings Crossing Westbound					Northbound Approach Northbound		Kings Crossing Eastbound					Int. Total
	Left	Thru	Right	Peds	App. Total	Left	Thru	U-Turn	Peds	App. Total	Peds	App. Total	Thru	Right	U-Turn	Peds	App. Total	
7:00 AM	3	194	3	0	200	54	6	0	0	60	0	0	13	2	0	0	15	275
7:15 AM	2	211	3	2	216	62	7	0	0	69	0	0	15	1	0	2	16	301
7:30 AM	6	259	3	0	268	58	6	0	0	64	0	0	21	0	0	0	21	353
7:45 AM	8	282	6	1	296	77	10	0	0	87	0	0	16	1	0	1	17	400
Hourly Total	19	946	15	3	980	251	29	0	0	280	0	0	65	4	0	3	69	1329
8:00 AM	7	301	8	0	316	75	9	0	0	84	0	0	10	1	0	0	11	411
8:15 AM	6	238	1	2	245	74	6	0	0	80	0	0	12	2	0	0	14	339
8:30 AM	7	233	7	0	247	41	5	0	0	46	0	0	9	1	0	1	10	303
8:45 AM	4	198	2	1	204	41	6	0	0	47	0	0	9	3	0	0	12	263
Hourly Total	24	970	18	3	1012	231	26	0	0	257	0	0	40	7	0	1	47	1316
*** BREAK ***	-	-	-	-	-	-	-	-	-	-	-	-	-	-	-	-	-	-
4:30 PM	6	263	4	2	273	56	11	0	2	67	0	0	29	8	0	0	37	377
4:45 PM	6	322	5	0	333	78	25	0	0	103	0	0	40	12	0	0	52	488
Hourly Total	12	585	9	2	606	134	36	0	2	170	0	0	69	20	0	0	89	865
5:00 PM	17	413	7	1	437	60	10	0	0	70	0	0	42	1	0	0	43	550
5:15 PM	13	340	12	1	365	51	15	0	1	66	0	0	32	6	0	0	38	469
5:30 PM	14	339	9	0	362	59	14	0	0	73	0	0	34	6	0	0	40	475
5:45 PM	11	321	6	0	338	52	8	0	0	60	0	0	25	3	0	2	28	426
Hourly Total	55	1413	34	2	1502	222	47	0	1	269	0	0	133	16	0	2	149	1920
6:00 PM	8	304	4	0	316	57	13	0	0	70	0	0	24	2	0	0	26	412
6:15 PM	11	348	8	1	367	45	7	0	0	52	0	0	23	2	0	0	25	444
Grand Total	129	4566	88	11	4783	940	158	0	3	1098	0	0	354	51	0	6	405	6286
Approach %	2.7	95.5	1.8	-	-	85.6	14.4	0.0	-	-	-	-	87.4	12.6	0.0	-	-	-
Total %	2.1	72.6	1.4	-	76.1	15.0	2.5	0.0	-	17.5	-	0.0	5.6	0.8	0.0	-	6.4	-
Car	129	4566	88	-	4783	940	158	0	-	1098	-	0	354	51	0	-	405	6286
% Car	100.0	100.0	100.0	-	100.0	100.0	100.0	-	-	100.0	-	-	100.0	100.0	-	-	100.0	100.0
Ped	-	-	-	11	-	-	-	-	3	-	0	-	-	-	-	6	-	-
% Ped	-	-	-	100.0	-	-	-	-	100.0	-	-	-	-	-	-	100.0	-	-



C. J. Hensch & Associates Inc.  
5215 Sycamore Ave.

Pasadena, Texas, United States 77503  
(281) 487-5417 denniscox@cjhensch.com

Count Name: Lake Houston Pkwy SB at Kings  
Crossing Dr  
Site Code: 20a  
Start Date: 02/19/2014  
Page No: 2



Turning Movement Data Plot



C. J. Hensch & Associates Inc.  
5215 Sycamore Ave.

Pasadena, Texas, United States 77503  
(281) 487-5417 denniscox@cjhensch.com

Count Name: Lake Houston Pkwy SB at Kings  
Crossing Dr  
Site Code: 20a  
Start Date: 02/19/2014  
Page No: 3

### Turning Movement Peak Hour Data (7:30 AM)

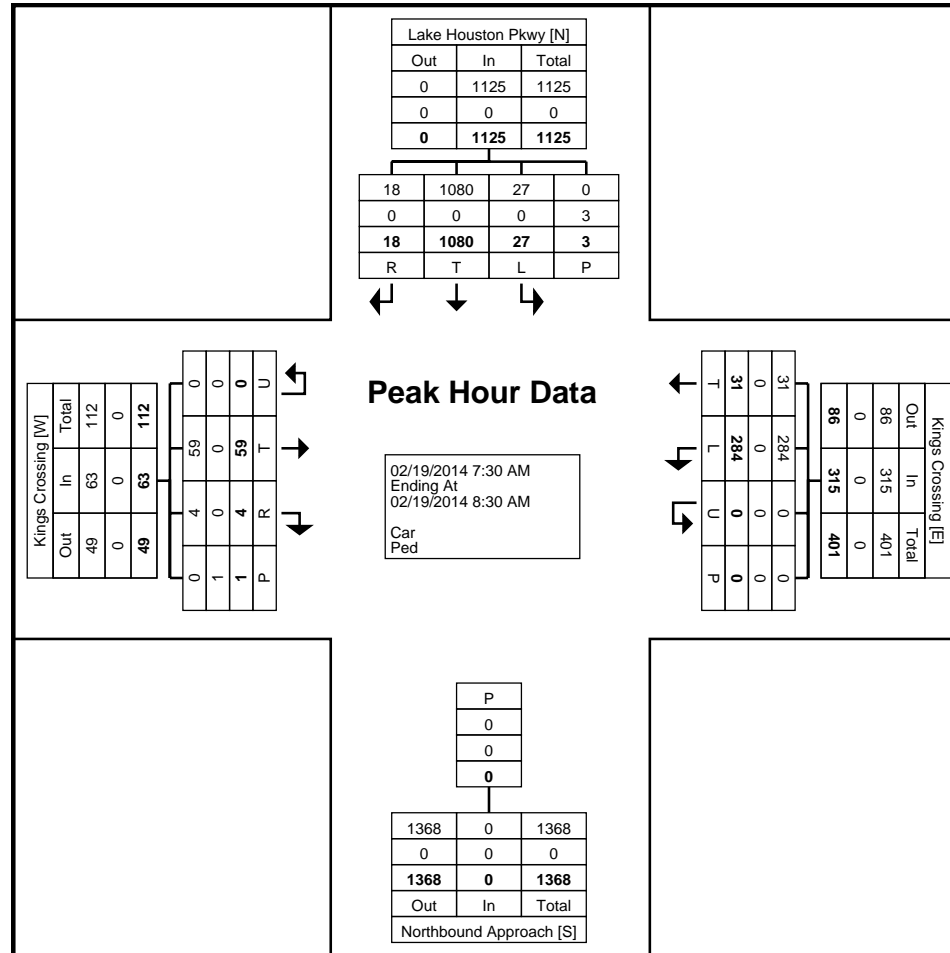
Start Time	Lake Houston Pkwy Southbound					Kings Crossing Westbound					Northbound Approach Northbound		Kings Crossing Eastbound					Int. Total
	Left	Thru	Right	Peds	App. Total	Left	Thru	U-Turn	Peds	App. Total	Peds	App. Total	Thru	Right	U-Turn	Peds	App. Total	
7:30 AM	6	259	3	0	268	58	6	0	0	64	0	0	21	0	0	0	21	353
7:45 AM	8	282	6	1	296	77	10	0	0	87	0	0	16	1	0	1	17	400
8:00 AM	7	301	8	0	316	75	9	0	0	84	0	0	10	1	0	0	11	411
8:15 AM	6	238	1	2	245	74	6	0	0	80	0	0	12	2	0	0	14	339
Total	27	1080	18	3	1125	284	31	0	0	315	0	0	59	4	0	1	63	1503
Approach %	2.4	96.0	1.6	-	-	90.2	9.8	0.0	-	-	-	-	93.7	6.3	0.0	-	-	-
Total %	1.8	71.9	1.2	-	74.9	18.9	2.1	0.0	-	21.0	-	0.0	3.9	0.3	0.0	-	4.2	-
PHF	0.844	0.897	0.563	-	0.890	0.922	0.775	0.000	-	0.905	-	0.000	0.702	0.500	0.000	-	0.750	0.914
Car	27	1080	18	-	1125	284	31	0	-	315	-	0	59	4	0	-	63	1503
% Car	100.0	100.0	100.0	-	100.0	100.0	100.0	-	-	100.0	-	-	100.0	100.0	-	-	100.0	100.0
Ped	-	-	-	3	-	-	-	-	0	-	0	-	-	-	-	1	-	-
% Ped	-	-	-	100.0	-	-	-	-	-	-	-	-	-	-	-	100.0	-	-



C. J. Hensch & Associates Inc.  
5215 Sycamore Ave.

Pasadena, Texas, United States 77503  
(281) 487-5417 denniscox@cjhensch.com

Count Name: Lake Houston Pkwy SB at Kings  
Crossing Dr  
Site Code: 20a  
Start Date: 02/19/2014  
Page No: 4



Turning Movement Peak Hour Data Plot (7:30 AM)

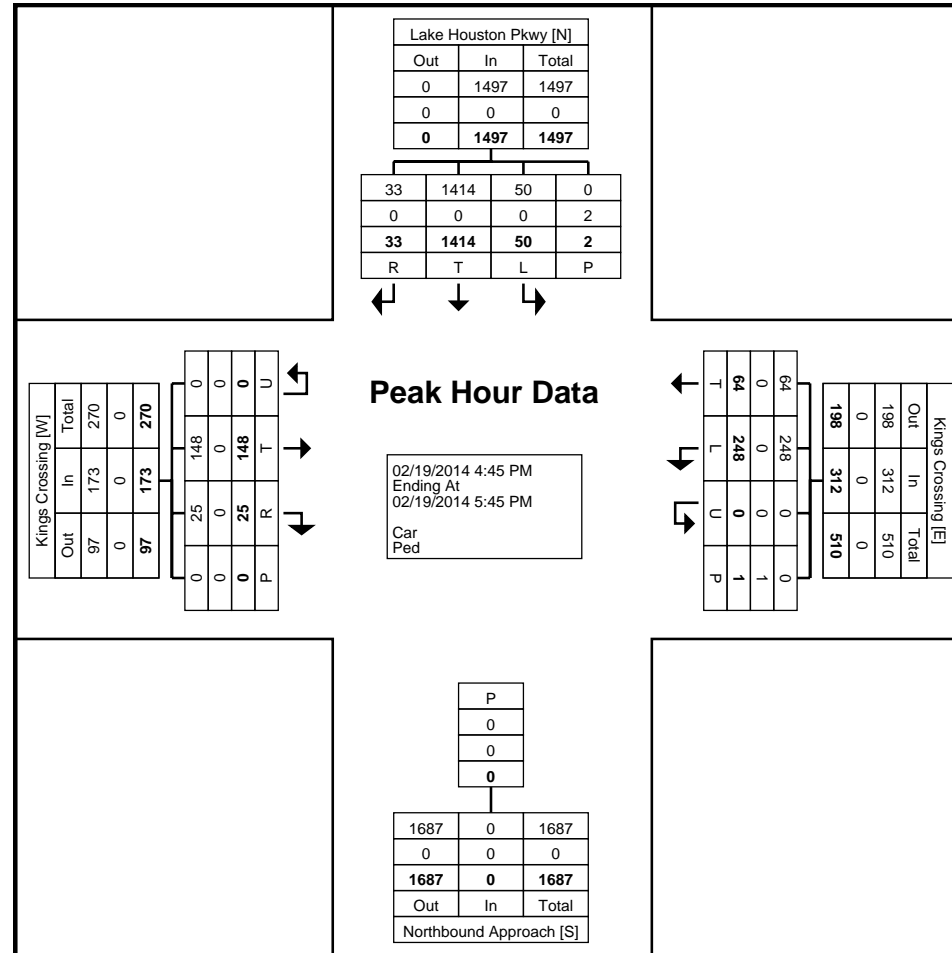




C. J. Hensch & Associates Inc.  
5215 Sycamore Ave.

Pasadena, Texas, United States 77503  
(281) 487-5417 denniscox@cjhensch.com

Count Name: Lake Houston Pkwy SB at Kings  
Crossing Dr  
Site Code: 20a  
Start Date: 02/19/2014  
Page No: 6



Turning Movement Peak Hour Data Plot (4:45 PM)



C. J. Hensch & Associates Inc.  
5215 Sycamore Ave.

Pasadena, Texas, United States 77503  
(281) 487-5417 denniscox@cjhensch.com

Count Name: Lake Houston Pkwy SB at Kings  
Crossing Dr  
Site Code: 20a  
Start Date: 02/19/2014  
Page No: 7

14-104

gunda



C. J. Hensch & Associates Inc.  
5215 Sycamore Ave.

Pasadena, Texas, United States 77503  
(281) 487-5417 denniscox@cjhensch.com

Count Name: Loop 494 at Sorters McClellan  
Site Code: 22  
Start Date: 02/18/2014  
Page No: 1

### Turning Movement Data

Start Time	Loop 494 Southbound					Loop 494 Northbound					Sorters McClellan Eastbound					Int. Total
	Thru	Right	U-Turn	Peds	App. Total	Left	Thru	U-Turn	Peds	App. Total	Left	Right	U-Turn	Peds	App. Total	
7:00 AM	2	39	0	0	41	47	60	0	0	107	5	5	0	0	10	158
7:15 AM	4	26	0	0	30	61	65	0	0	126	7	12	0	1	19	175
7:30 AM	1	25	0	0	26	77	111	0	0	188	12	11	0	0	23	237
7:45 AM	4	23	0	0	27	95	137	0	0	232	18	13	0	0	31	290
Hourly Total	11	113	0	0	124	280	373	0	0	653	42	41	0	1	83	860
8:00 AM	8	22	0	0	30	75	120	0	0	195	14	10	0	0	24	249
8:15 AM	9	16	0	0	25	70	124	0	0	194	17	8	0	0	25	244
8:30 AM	13	29	0	0	42	45	120	1	0	166	14	12	0	0	26	234
8:45 AM	12	24	2	0	38	55	133	0	0	188	16	10	0	0	26	252
Hourly Total	42	91	2	0	135	245	497	1	0	743	61	40	0	0	101	979
*** BREAK ***	-	-	-	-	-	-	-	-	-	-	-	-	-	-	-	-
4:30 PM	11	50	1	0	62	61	148	0	0	209	21	4	0	0	25	296
4:45 PM	25	50	0	0	75	61	134	0	0	195	19	11	0	0	30	300
Hourly Total	36	100	1	0	137	122	282	0	0	404	40	15	0	0	55	596
5:00 PM	22	84	0	0	106	82	141	1	0	224	21	18	0	0	39	369
5:15 PM	25	66	0	0	91	66	156	0	0	222	12	11	0	0	23	336
5:30 PM	28	55	0	0	83	76	149	0	0	225	11	10	0	0	21	329
5:45 PM	13	46	0	0	59	67	167	0	0	234	19	16	0	0	35	328
Hourly Total	88	251	0	0	339	291	613	1	0	905	63	55	0	0	118	1362
6:00 PM	15	48	0	0	63	70	130	2	0	202	19	11	0	0	30	295
6:15 PM	18	37	0	0	55	56	133	1	0	190	11	9	0	0	20	265
Grand Total	210	640	3	0	853	1064	2028	5	0	3097	236	171	0	1	407	4357
Approach %	24.6	75.0	0.4	-	-	34.4	65.5	0.2	-	-	58.0	42.0	0.0	-	-	-
Total %	4.8	14.7	0.1	-	19.6	24.4	46.5	0.1	-	71.1	5.4	3.9	0.0	-	9.3	-
Car	210	640	3	-	853	1064	2028	5	-	3097	236	171	0	-	407	4357
% Car	100.0	100.0	100.0	-	100.0	100.0	100.0	100.0	-	100.0	100.0	100.0	-	-	100.0	100.0
Ped	-	-	-	0	-	-	-	-	0	-	-	-	-	1	-	-
% Ped	-	-	-	-	-	-	-	-	-	-	-	-	-	100.0	-	-

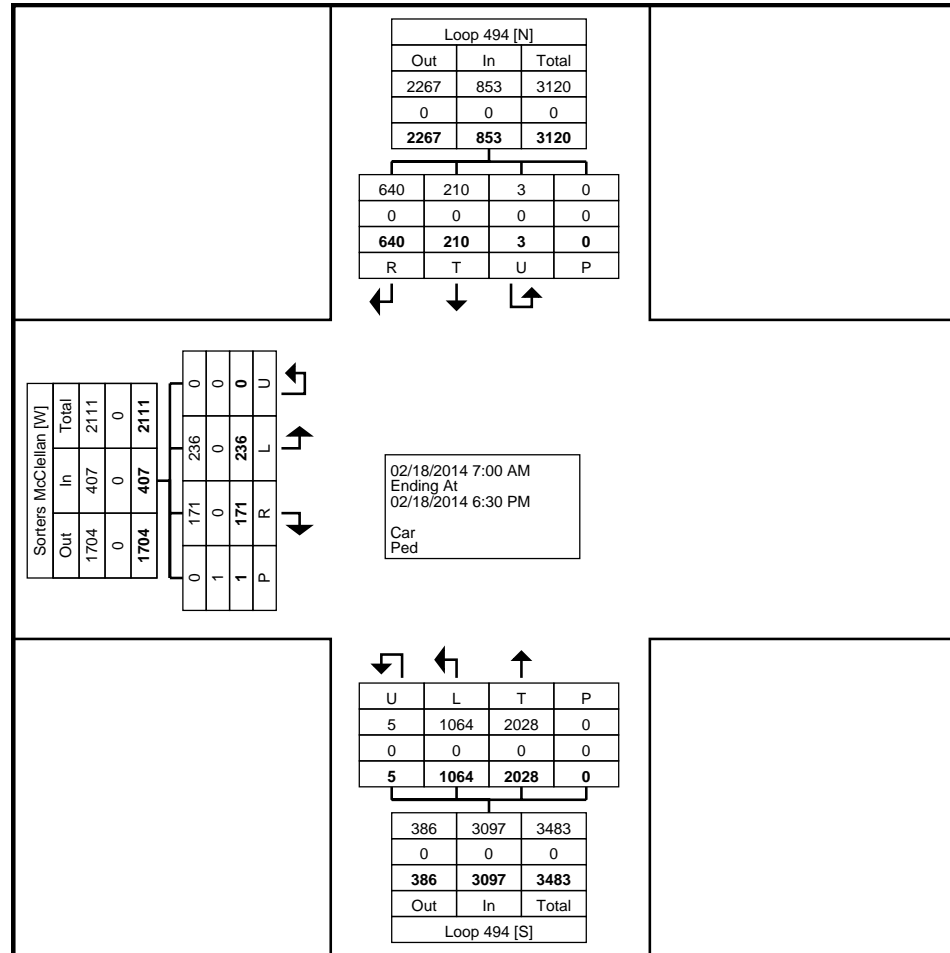




C. J. Hensch & Associates Inc.  
5215 Sycamore Ave.

Pasadena, Texas, United States 77503  
(281) 487-5417 denniscox@cjhensch.com

Count Name: Loop 494 at Sorters McClellan  
Site Code: 22  
Start Date: 02/18/2014  
Page No: 2



Turning Movement Data Plot

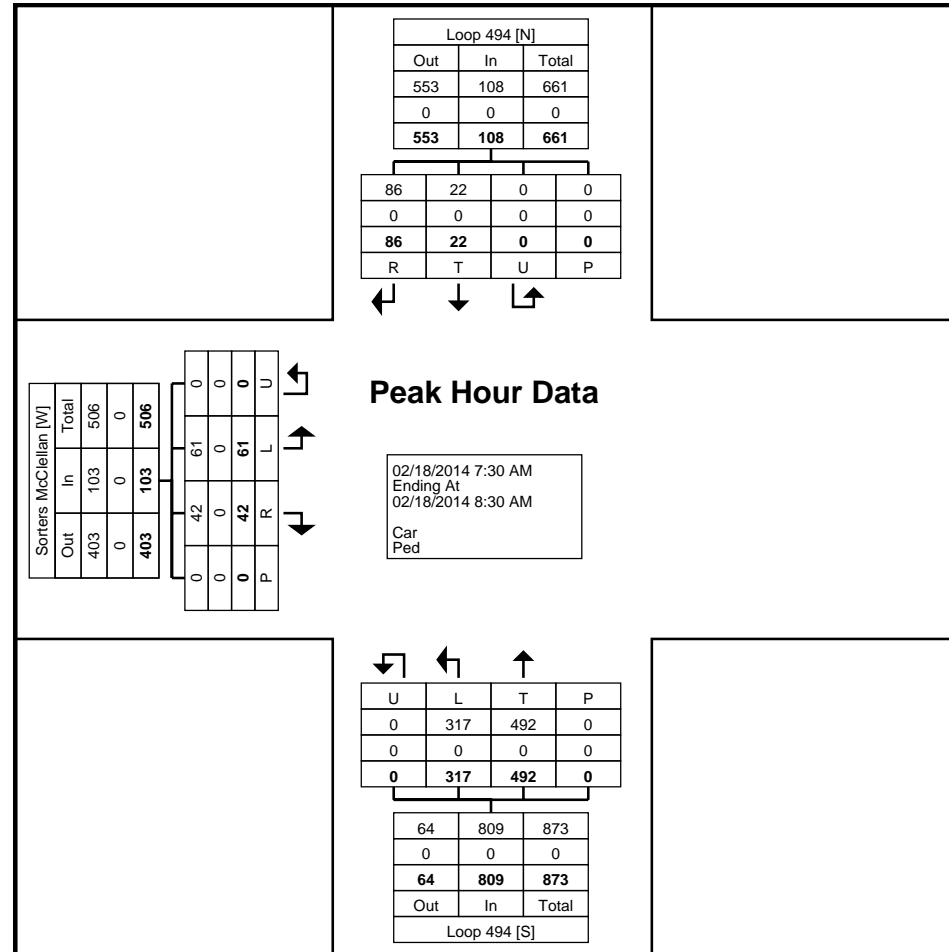




C. J. Hensch & Associates Inc.  
5215 Sycamore Ave.

Pasadena, Texas, United States 77503  
(281) 487-5417 denniscox@cjhensch.com

Count Name: Loop 494 at Sorters McClellan  
Site Code: 22  
Start Date: 02/18/2014  
Page No: 4



Turning Movement Peak Hour Data Plot (7:30 AM)

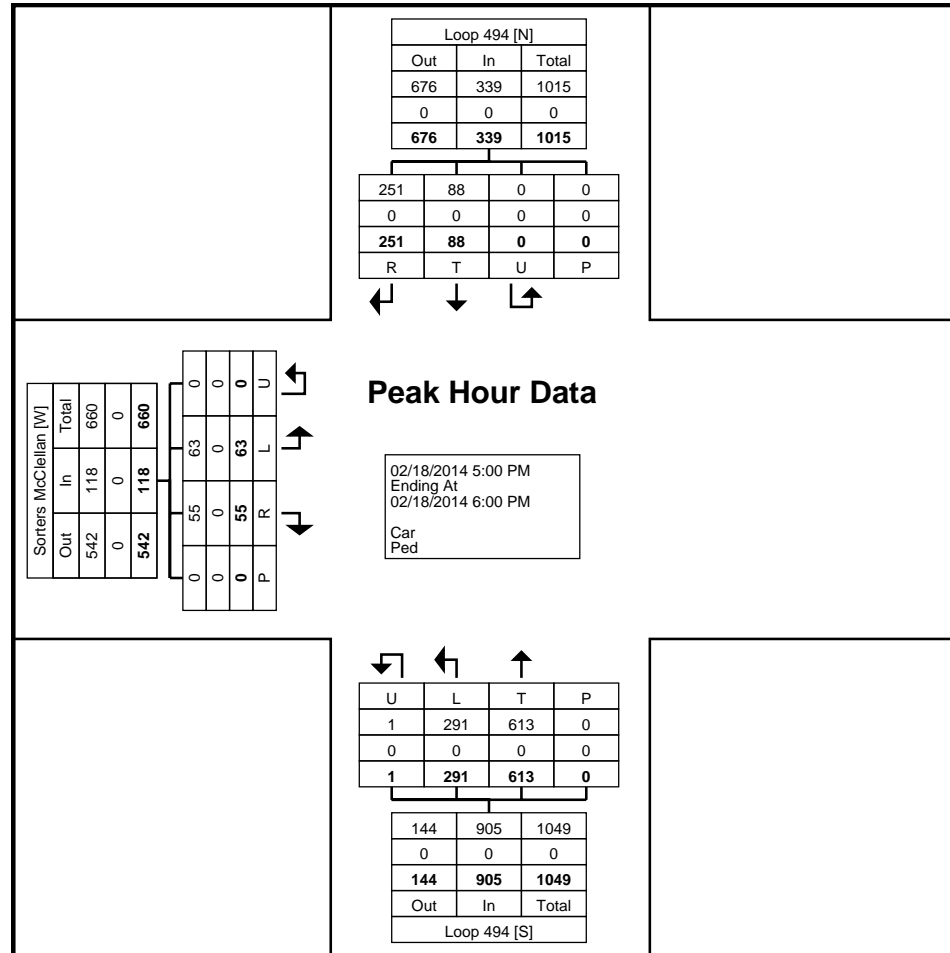




C. J. Hensch & Associates Inc.  
5215 Sycamore Ave.

Pasadena, Texas, United States 77503  
(281) 487-5417 denniscox@cjhensch.com

Count Name: Loop 494 at Sorters McClellan  
Site Code: 22  
Start Date: 02/18/2014  
Page No: 6



Turning Movement Peak Hour Data Plot (5:00 PM)



C. J. Hensch & Associates Inc.  
5215 Sycamore Ave.

Pasadena, Texas, United States 77503  
(281) 487-5417 denniscox@cjhensch.com

Count Name: Loop 494 at Sorters McClellan  
Site Code: 22  
Start Date: 02/18/2014  
Page No: 7

14-104

gunda



C. J. Hensch & Associates Inc.  
 5215 Sycamore Ave.  
 Pasadena, Texas, United States 77503  
 (281) 487-5417 denniscox@cjhensch.com

Count Name: NB Lake Houston Pkwy at Rustic  
 Woods Dr  
 Site Code: 18a  
 Start Date: 02/25/2014  
 Page No: 1

### Turning Movement Data

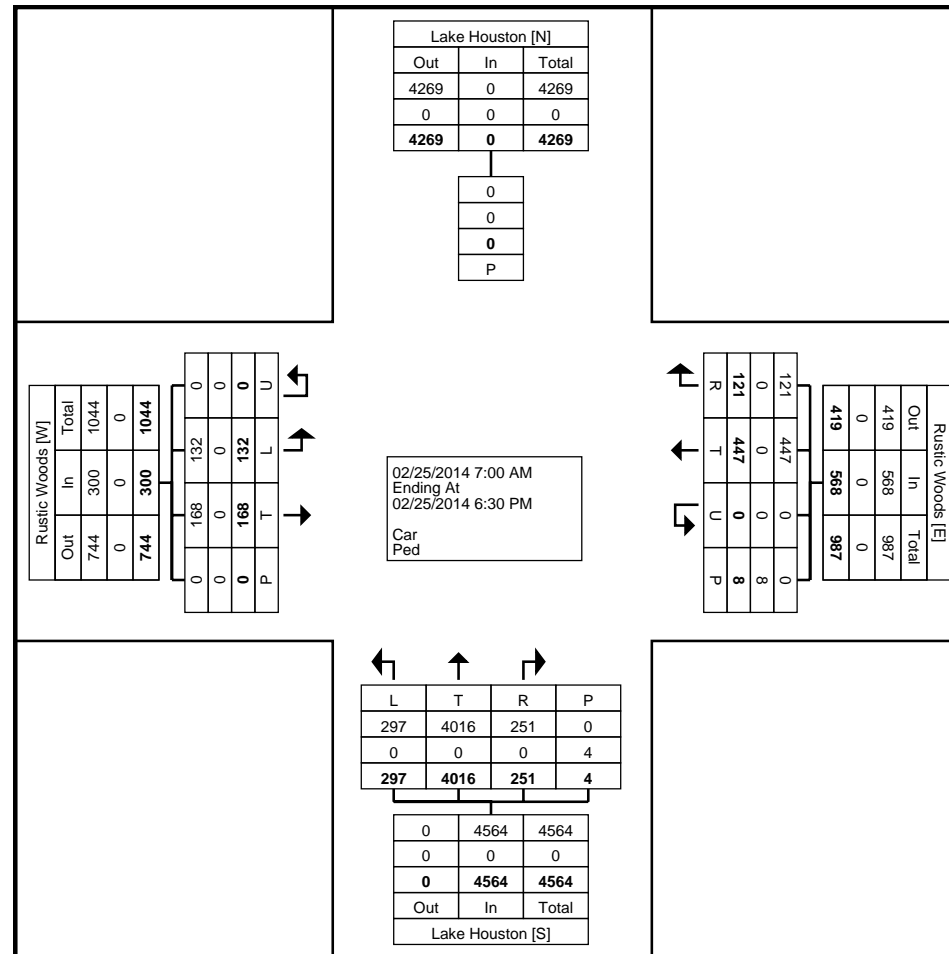
Start Time	Lake Houston Southbound		Rustic Woods Westbound					Lake Houston Northbound					Rustic Woods Eastbound					Int. Total
	Peds	App. Total	Thru	Right	U-Turn	Peds	App. Total	Left	Thru	Right	Peds	App. Total	Left	Thru	U-Turn	Peds	App. Total	
7:00 AM	0	0	56	15	0	1	71	13	163	3	0	179	1	6	0	0	7	257
7:15 AM	0	0	20	12	0	1	32	8	227	7	0	242	3	11	0	0	14	288
7:30 AM	0	0	33	5	0	1	38	17	206	9	0	232	4	9	0	0	13	283
7:45 AM	0	0	34	7	0	1	41	29	243	10	0	282	9	9	0	0	18	341
Hourly Total	0	0	143	39	0	4	182	67	839	29	0	935	17	35	0	0	52	1169
8:00 AM	0	0	44	4	0	0	48	18	178	4	0	200	8	4	0	0	12	260
8:15 AM	0	0	15	3	0	1	18	13	169	5	0	187	6	8	0	0	14	219
8:30 AM	0	0	10	2	0	2	12	10	142	10	0	162	7	2	0	0	9	183
8:45 AM	0	0	20	4	0	0	24	11	135	9	0	155	2	6	0	0	8	187
Hourly Total	0	0	89	13	0	3	102	52	624	28	0	704	23	20	0	0	43	849
*** BREAK ***	-	-	-	-	-	-	-	-	-	-	-	-	-	-	-	-	-	-
4:30 PM	0	0	32	26	0	0	58	26	320	31	0	377	13	19	0	0	32	467
4:45 PM	0	0	33	17	0	0	50	24	327	26	1	377	19	16	0	0	35	462
Hourly Total	0	0	65	43	0	0	108	50	647	57	1	754	32	35	0	0	67	929
5:00 PM	0	0	26	16	0	1	42	29	320	28	0	377	10	16	0	0	26	445
5:15 PM	0	0	15	10	0	0	25	26	321	23	1	370	9	10	0	0	19	414
5:30 PM	0	0	47	0	0	0	47	20	314	19	1	353	16	15	0	0	31	431
5:45 PM	0	0	20	0	0	0	20	14	344	27	0	385	12	14	0	0	26	431
Hourly Total	0	0	108	26	0	1	134	89	1299	97	2	1485	47	55	0	0	102	1721
6:00 PM	0	0	20	0	0	0	20	20	325	24	0	369	6	10	0	0	16	405
6:15 PM	0	0	22	0	0	0	22	19	282	16	1	317	7	13	0	0	20	359
Grand Total	0	0	447	121	0	8	568	297	4016	251	4	4564	132	168	0	0	300	5432
Approach %	-	-	78.7	21.3	0.0	-	-	6.5	88.0	5.5	-	-	44.0	56.0	0.0	-	-	-
Total %	-	0.0	8.2	2.2	0.0	-	10.5	5.5	73.9	4.6	-	84.0	2.4	3.1	0.0	-	5.5	-
Car	-	0	447	121	0	-	568	297	4016	251	-	4564	132	168	0	-	300	5432
% Car	-	-	100.0	100.0	-	-	100.0	100.0	100.0	100.0	-	100.0	100.0	100.0	-	-	100.0	100.0
Ped	0	-	-	-	-	8	-	-	-	-	4	-	-	-	0	-	-	-
% Ped	-	-	-	-	-	100.0	-	-	-	-	100.0	-	-	-	-	-	-	-



C. J. Hensch & Associates Inc.  
5215 Sycamore Ave.

Pasadena, Texas, United States 77503  
(281) 487-5417 denniscox@cjhensch.com

Count Name: NB Lake Houston Pkwy at Rustic Woods Dr  
Site Code: 18a  
Start Date: 02/25/2014  
Page No: 2



Turning Movement Data Plot



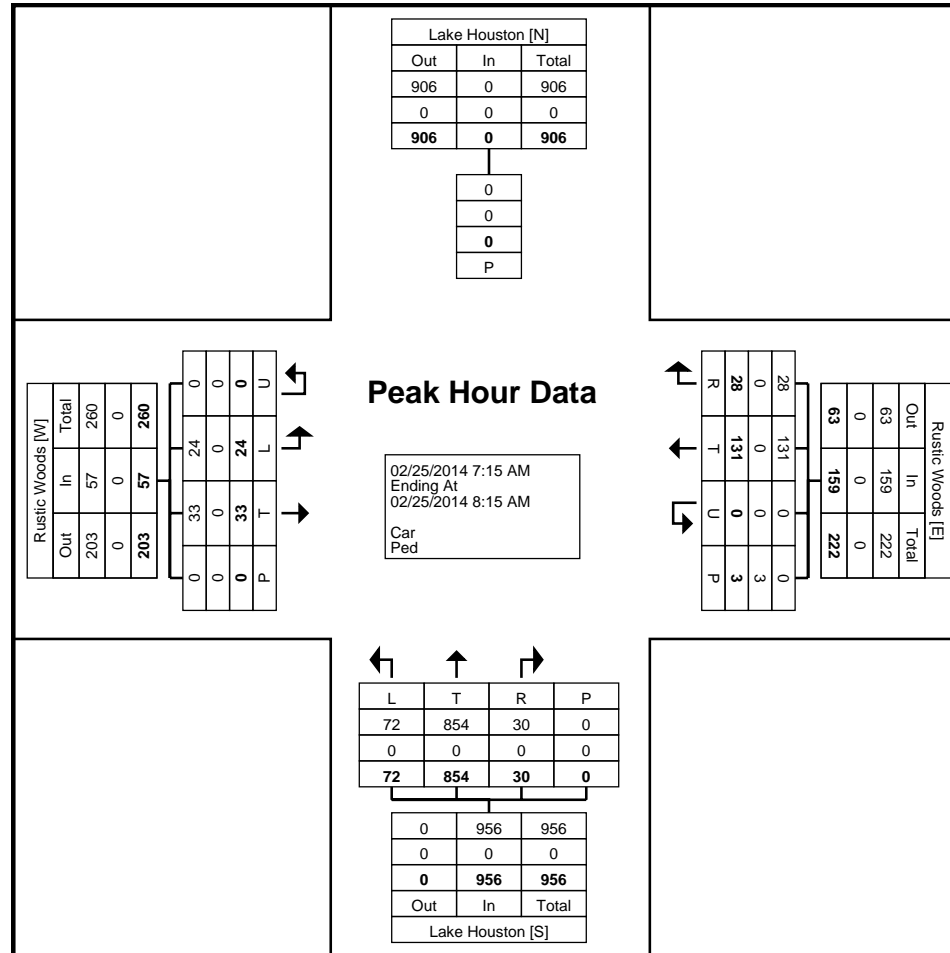




C. J. Hensch & Associates Inc.  
5215 Sycamore Ave.

Pasadena, Texas, United States 77503  
(281) 487-5417 denniscox@cjhensch.com

Count Name: NB Lake Houston Pkwy at Rustic Woods Dr  
Site Code: 18a  
Start Date: 02/25/2014  
Page No: 4



Turning Movement Peak Hour Data Plot (7:15 AM)



C. J. Hensch & Associates Inc.  
 5215 Sycamore Ave.  
 Pasadena, Texas, United States 77503  
 (281) 487-5417 denniscox@cjhensch.com

Count Name: NB Lake Houston Pkwy at Rustic  
 Woods Dr  
 Site Code: 18a  
 Start Date: 02/25/2014  
 Page No: 5

### Turning Movement Peak Hour Data (4:30 PM)

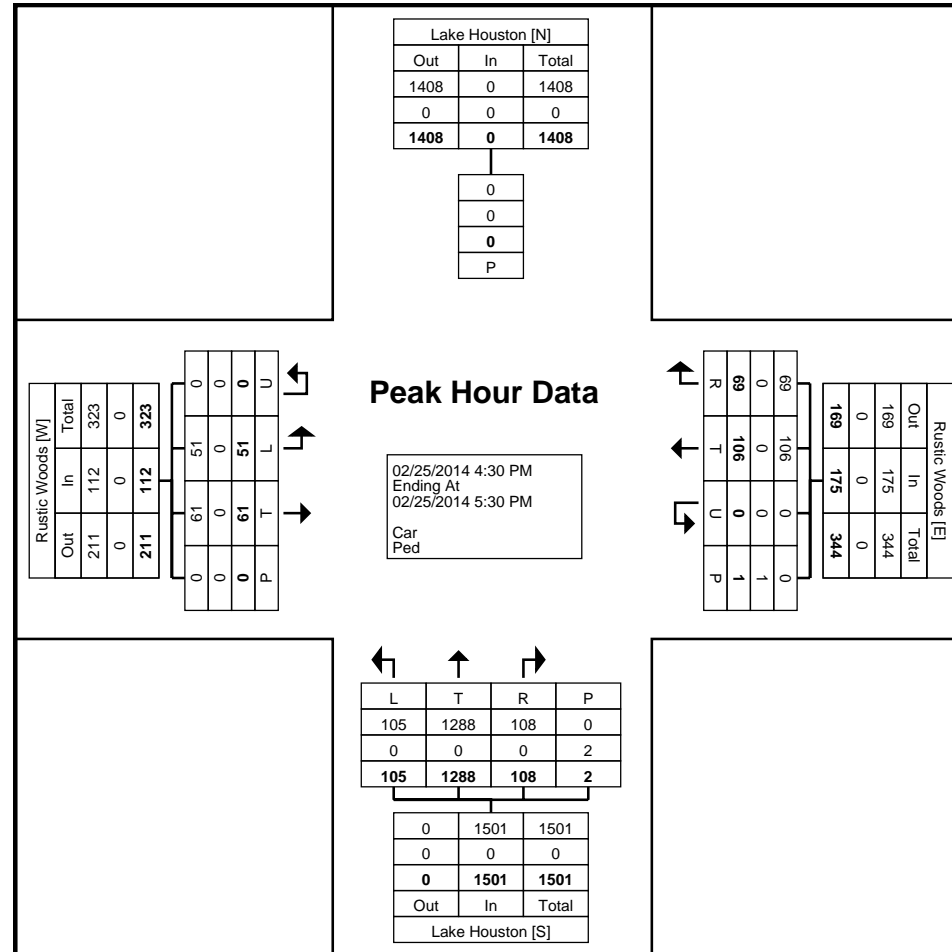
Start Time	Lake Houston Southbound		Rustic Woods Westbound					Lake Houston Northbound					Rustic Woods Eastbound					Int. Total
	Peds	App. Total	Thru	Right	U-Turn	Peds	App. Total	Left	Thru	Right	Peds	App. Total	Left	Thru	U-Turn	Peds	App. Total	
4:30 PM	0	0	32	26	0	0	58	26	320	31	0	377	13	19	0	0	32	467
4:45 PM	0	0	33	17	0	0	50	24	327	26	1	377	19	16	0	0	35	462
5:00 PM	0	0	26	16	0	1	42	29	320	28	0	377	10	16	0	0	26	445
5:15 PM	0	0	15	10	0	0	25	26	321	23	1	370	9	10	0	0	19	414
Total	0	0	106	69	0	1	175	105	1288	108	2	1501	51	61	0	0	112	1788
Approach %	-	-	60.6	39.4	0.0	-	-	7.0	85.8	7.2	-	-	45.5	54.5	0.0	-	-	-
Total %	-	0.0	5.9	3.9	0.0	-	9.8	5.9	72.0	6.0	-	83.9	2.9	3.4	0.0	-	6.3	-
PHF	-	0.000	0.803	0.663	0.000	-	0.754	0.905	0.985	0.871	-	0.995	0.671	0.803	0.000	-	0.800	0.957
Car	-	0	106	69	0	-	175	105	1288	108	-	1501	51	61	0	-	112	1788
% Car	-	-	100.0	100.0	-	-	100.0	100.0	100.0	100.0	-	100.0	100.0	100.0	-	-	100.0	100.0
Ped	0	-	-	-	-	1	-	-	-	-	2	-	-	-	0	-	-	-
% Ped	-	-	-	-	-	100.0	-	-	-	-	100.0	-	-	-	-	-	-	-



C. J. Hensch & Associates Inc.  
5215 Sycamore Ave.

Pasadena, Texas, United States 77503  
(281) 487-5417 denniscox@cjhensch.com

Count Name: NB Lake Houston Pkwy at Rustic  
Woods Dr  
Site Code: 18a  
Start Date: 02/25/2014  
Page No: 6



Turning Movement Peak Hour Data Plot (4:30 PM)



C. J. Hensch & Associates Inc.  
5215 Sycamore Ave.

Pasadena, Texas, United States 77503  
(281) 487-5417 denniscox@cjhensch.com

Count Name: NB Lake Houston Pkwy at Rustic  
Woods Dr  
Site Code: 18a  
Start Date: 02/25/2014  
Page No: 7

14-104

gunda



C. J. Hensch & Associates Inc.  
5215 Sycamore Ave.

Pasadena, Texas, United States 77503  
(281) 487-5417 denniscox@cjhensch.com

Count Name: Northpark at Lake Houston Pkwy  
Site Code: 16  
Start Date: 02/18/2014  
Page No: 1

### Turning Movement Data

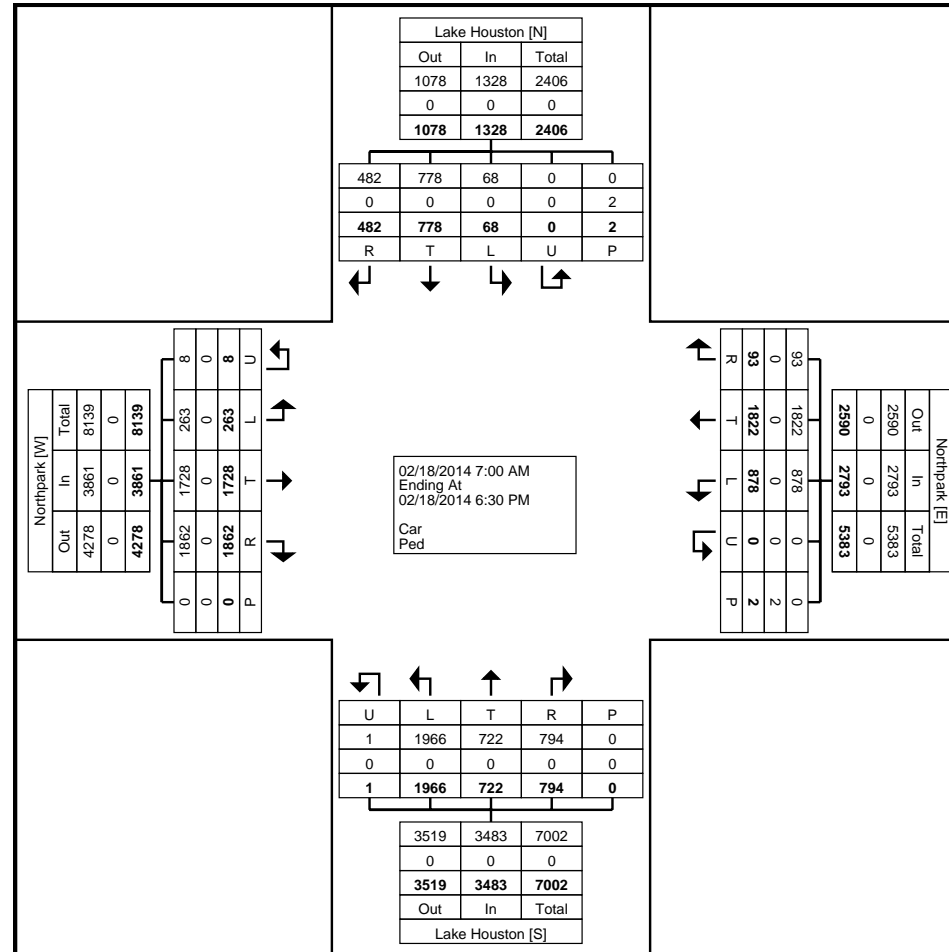
Start Time	Lake Houston Southbound						Northpark Westbound						Lake Houston Northbound						Northpark Eastbound						Int. Total
	Left	Thru	Right	U-Turn	Peds	App. Total	Left	Thru	Right	U-Turn	Peds	App. Total	Left	Thru	Right	U-Turn	Peds	App. Total	Left	Thru	Right	U-Turn	Peds	App. Total	
7:00 AM	2	49	44	0	0	95	54	161	3	0	0	218	114	20	24	0	0	158	8	39	87	0	0	134	605
7:15 AM	2	41	34	0	0	77	43	149	6	0	0	198	79	34	45	0	0	158	9	73	95	0	0	177	610
7:30 AM	2	57	46	0	0	105	62	160	3	0	0	225	139	22	29	0	0	190	6	53	108	0	0	167	687
7:45 AM	3	78	37	0	0	118	62	138	2	0	0	202	111	24	25	0	0	160	7	59	134	1	0	201	681
Hourly Total	9	225	161	0	0	395	221	608	14	0	0	843	443	100	123	0	0	666	30	224	424	1	0	679	2583
8:00 AM	3	75	38	0	0	116	60	149	4	0	0	213	133	24	27	0	0	184	15	56	116	0	0	187	700
8:15 AM	2	45	42	0	0	89	62	139	2	0	0	203	112	35	38	0	0	185	10	56	110	0	0	176	653
8:30 AM	3	23	29	0	0	55	40	108	3	0	0	151	76	17	31	0	0	124	7	52	80	0	0	139	469
8:45 AM	5	37	38	0	0	80	53	86	3	0	0	142	108	14	23	0	0	145	11	50	93	0	0	154	521
Hourly Total	13	180	147	0	0	340	215	482	12	0	0	709	429	90	119	0	0	638	43	214	399	0	0	656	2343
*** BREAK ***	-	-	-	-	-	-	-	-	-	-	-	-	-	-	-	-	-	-	-	-	-	-	-	-	-
4:30 PM	7	45	16	0	0	68	55	73	4	0	0	132	118	46	63	0	0	227	17	146	142	1	0	306	733
4:45 PM	6	54	18	0	0	78	57	102	14	0	0	173	159	52	67	1	0	279	24	162	124	1	0	311	841
Hourly Total	13	99	34	0	0	146	112	175	18	0	0	305	277	98	130	1	0	506	41	308	266	2	0	617	1574
5:00 PM	3	51	18	0	0	72	62	101	7	0	0	170	151	85	77	0	0	313	27	157	133	2	0	319	874
5:15 PM	4	41	28	0	0	73	65	78	9	0	0	152	147	66	65	0	0	278	30	153	148	0	0	331	834
5:30 PM	8	48	25	0	1	81	54	79	12	0	1	145	137	79	66	0	0	282	23	173	119	0	0	315	823
5:45 PM	7	58	20	0	0	85	49	104	4	0	0	157	132	63	90	0	0	285	25	174	133	1	0	333	860
Hourly Total	22	198	91	0	1	311	230	362	32	0	1	624	567	293	298	0	0	1158	105	657	533	3	0	1298	3391
6:00 PM	4	40	25	0	0	69	50	92	8	0	0	150	109	85	67	0	0	261	20	163	119	2	0	304	784
6:15 PM	7	36	24	0	1	67	50	103	9	0	1	162	141	56	57	0	0	254	24	162	121	0	0	307	790
Grand Total	68	778	482	0	2	1328	878	1822	93	0	2	2793	1966	722	794	1	0	3483	263	1728	1862	8	0	3861	11465
Approach %	5.1	58.6	36.3	0.0	-	-	31.4	65.2	3.3	0.0	-	-	56.4	20.7	22.8	0.0	-	-	6.8	44.8	48.2	0.2	-	-	-
Total %	0.6	6.8	4.2	0.0	-	11.6	7.7	15.9	0.8	0.0	-	24.4	17.1	6.3	6.9	0.0	-	30.4	2.3	15.1	16.2	0.1	-	33.7	-
Car	68	778	482	0	-	1328	878	1822	93	0	-	2793	1966	722	794	1	-	3483	263	1728	1862	8	-	3861	11465
% Car	100.0	100.0	100.0	-	-	100.0	100.0	100.0	100.0	-	-	100.0	100.0	100.0	100.0	100.0	-	100.0	100.0	100.0	100.0	100.0	-	100.0	100.0
Ped	-	-	-	-	2	-	-	-	-	-	2	-	-	-	-	-	0	-	-	-	-	-	0	-	-
% Ped	-	-	-	-	100.0	-	-	-	-	-	100.0	-	-	-	-	-	-	-	-	-	-	-	-	-	-



C. J. Hensch & Associates Inc.  
5215 Sycamore Ave.

Pasadena, Texas, United States 77503  
(281) 487-5417 denniscox@cjhensch.com

Count Name: Northpark at Lake Houston Pkwy  
Site Code: 16  
Start Date: 02/18/2014  
Page No: 2



Turning Movement Data Plot



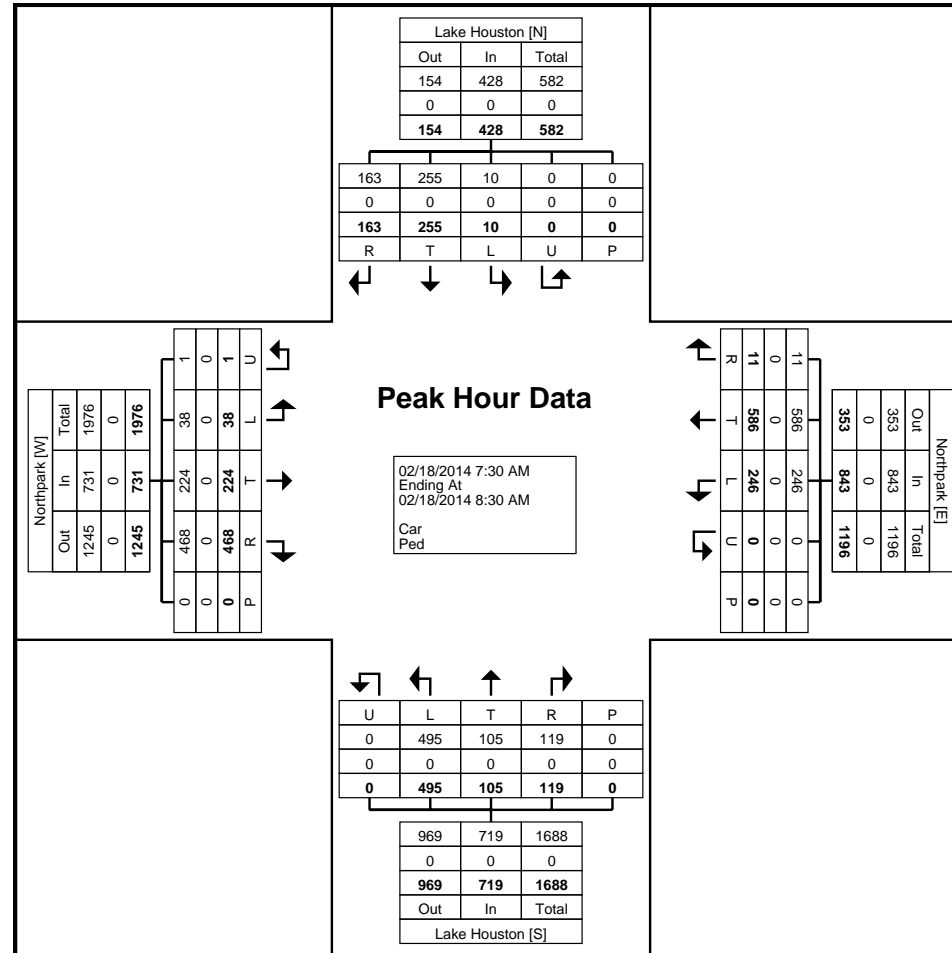




C. J. Hensch & Associates Inc.  
5215 Sycamore Ave.

Pasadena, Texas, United States 77503  
(281) 487-5417 denniscox@cjhensch.com

Count Name: Northpark at Lake Houston Pkwy  
Site Code: 16  
Start Date: 02/18/2014  
Page No: 4



Turning Movement Peak Hour Data Plot (7:30 AM)

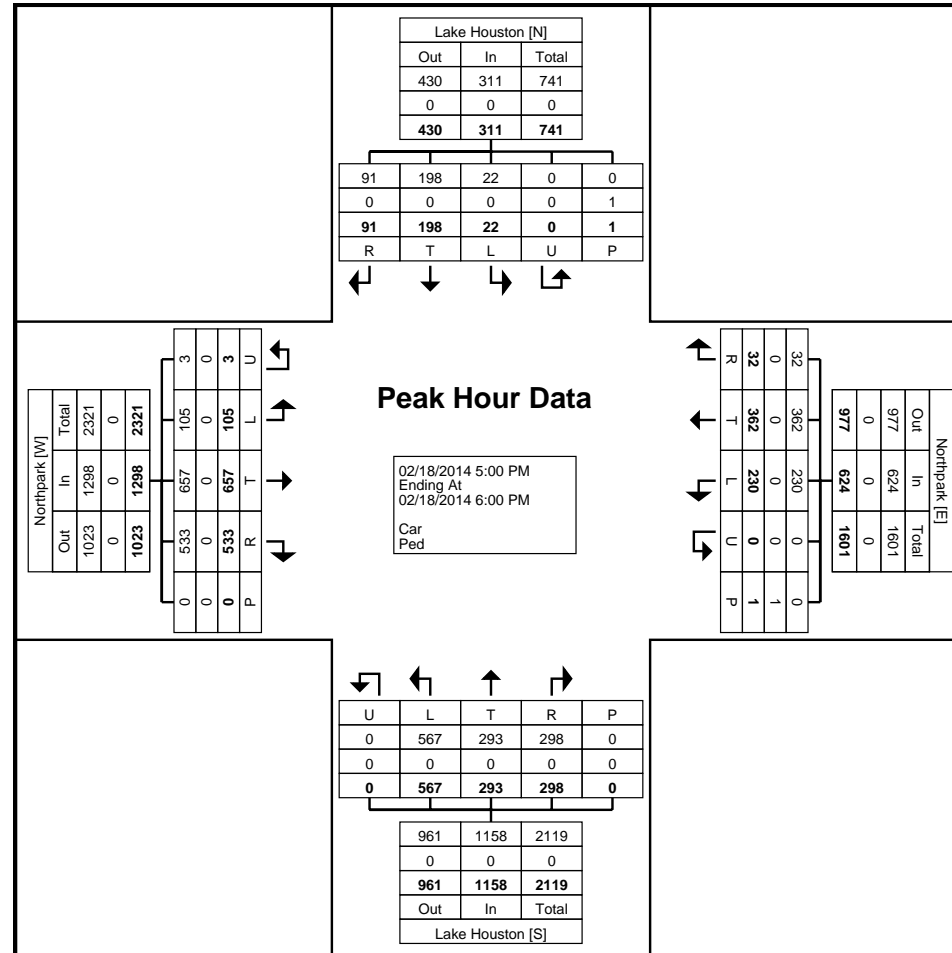




C. J. Hensch & Associates Inc.  
5215 Sycamore Ave.

Pasadena, Texas, United States 77503  
(281) 487-5417 denniscox@cjhensch.com

Count Name: Northpark at Lake Houston Pkwy  
Site Code: 16  
Start Date: 02/18/2014  
Page No: 6



Turning Movement Peak Hour Data Plot (5:00 PM)



C. J. Hensch & Associates Inc.  
5215 Sycamore Ave.

Pasadena, Texas, United States 77503  
(281) 487-5417 denniscox@cjhensch.com

Count Name: Northpark at Lake Houston Pkwy  
Site Code: 16  
Start Date: 02/18/2014  
Page No: 7

14-104

gunda



C. J. Hensch & Associates Inc.  
5215 Sycamore Ave.

Pasadena, Texas, United States 77503  
(281) 487-5417 denniscox@cjhensch.com

Count Name: Northpark at Loop 494  
Site Code: 12  
Start Date: 02/18/2014  
Page No: 1

### Turning Movement Data

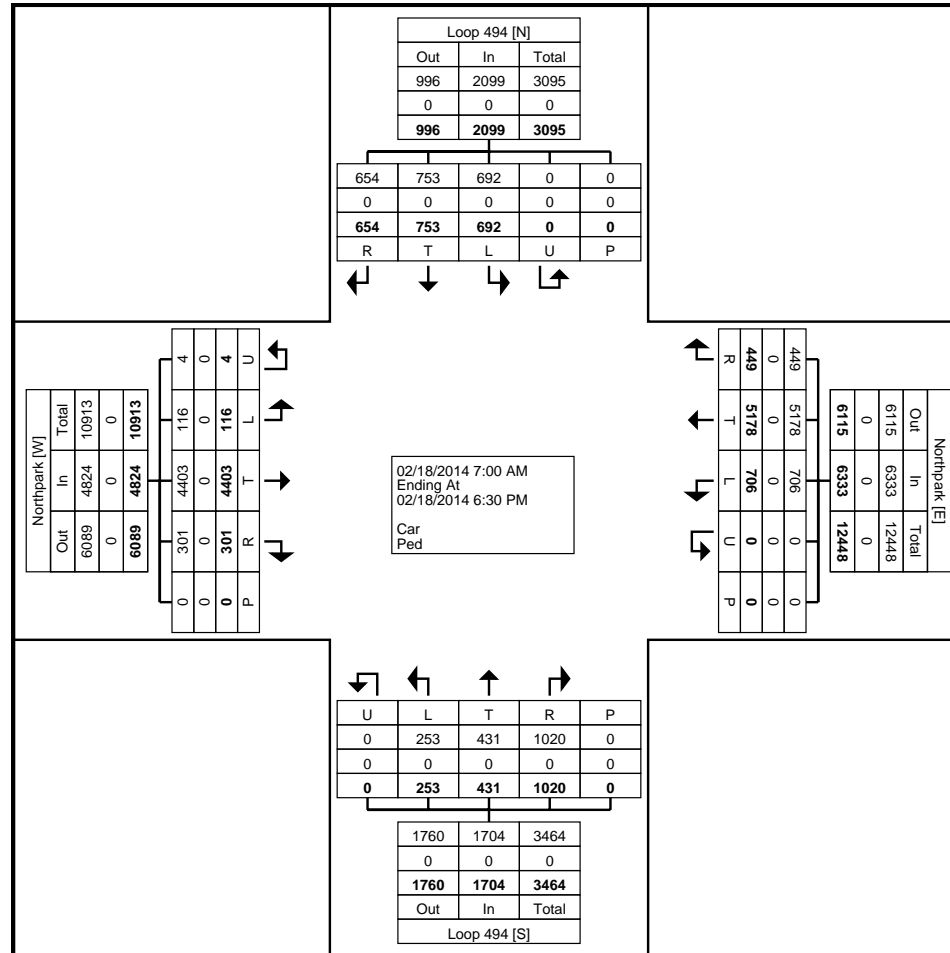
Start Time	Loop 494 Southbound						Northpark Westbound						Loop 494 Northbound						Northpark Eastbound						Int. Total
	Left	Thru	Right	U-Turn	Peds	App. Total	Left	Thru	Right	U-Turn	Peds	App. Total	Left	Thru	Right	U-Turn	Peds	App. Total	Left	Thru	Right	U-Turn	Peds	App. Total	
7:00 AM	28	25	34	0	0	87	16	428	12	0	0	456	4	9	28	0	0	41	9	153	21	0	0	183	767
7:15 AM	27	28	39	0	0	94	31	470	12	0	0	513	10	10	25	0	0	45	9	169	19	0	0	197	849
7:30 AM	34	35	44	0	0	113	34	457	24	0	0	515	7	10	27	0	0	44	7	219	22	0	0	248	920
7:45 AM	42	44	43	0	0	129	55	427	14	0	0	496	9	16	45	0	0	70	8	239	32	1	0	280	975
Hourly Total	131	132	160	0	0	423	136	1782	62	0	0	1980	30	45	125	0	0	200	33	780	94	1	0	908	3511
8:00 AM	34	51	53	0	0	138	58	408	18	0	0	484	11	20	43	0	0	74	15	183	33	0	0	231	927
8:15 AM	38	36	34	0	0	108	44	439	16	0	0	499	13	14	31	0	0	58	10	221	21	0	0	252	917
8:30 AM	28	28	26	0	0	82	52	347	22	0	0	421	7	17	28	0	0	52	10	165	17	0	0	192	747
8:45 AM	34	17	33	0	0	84	52	268	30	0	0	350	12	20	34	0	0	66	11	199	15	0	0	225	725
Hourly Total	134	132	146	0	0	412	206	1462	86	0	0	1754	43	71	136	0	0	250	46	768	86	0	0	900	3316
*** BREAK ***	-	-	-	-	-	-	-	-	-	-	-	-	-	-	-	-	-	-	-	-	-	-	-	-	-
4:30 PM	56	58	33	0	0	147	47	240	33	0	0	320	22	37	74	0	0	133	4	362	8	0	0	374	974
4:45 PM	55	55	35	0	0	145	48	247	33	0	0	328	20	42	91	0	0	153	3	342	24	0	0	369	995
Hourly Total	111	113	68	0	0	292	95	487	66	0	0	648	42	79	165	0	0	286	7	704	32	0	0	743	1969
5:00 PM	50	55	61	0	0	166	47	260	33	0	0	340	22	27	106	0	0	155	4	362	12	0	0	378	1039
5:15 PM	43	68	43	0	0	154	44	260	42	0	0	346	16	53	108	0	0	177	5	361	20	1	0	387	1064
5:30 PM	55	58	44	0	0	157	50	253	41	0	0	344	27	44	100	0	0	171	5	361	16	0	0	382	1054
5:45 PM	57	64	51	0	0	172	51	216	39	0	0	306	24	34	106	0	0	164	6	349	13	1	0	369	1011
Hourly Total	205	245	199	0	0	649	192	989	155	0	0	1336	89	158	420	0	0	667	20	1433	61	2	0	1516	4168
6:00 PM	55	68	35	0	0	158	41	243	31	0	0	315	24	34	94	0	0	152	4	361	15	0	0	380	1005
6:15 PM	56	63	46	0	0	165	36	215	49	0	0	300	25	44	80	0	0	149	6	357	13	1	0	377	991
Grand Total	692	753	654	0	0	2099	706	5178	449	0	0	6333	253	431	1020	0	0	1704	116	4403	301	4	0	4824	14960
Approach %	33.0	35.9	31.2	0.0	-	-	11.1	81.8	7.1	0.0	-	-	14.8	25.3	59.9	0.0	-	-	2.4	91.3	6.2	0.1	-	-	-
Total %	4.6	5.0	4.4	0.0	-	14.0	4.7	34.6	3.0	0.0	-	42.3	1.7	2.9	6.8	0.0	-	11.4	0.8	29.4	2.0	0.0	-	32.2	-
Car	692	753	654	0	-	2099	706	5178	449	0	-	6333	253	431	1020	0	-	1704	116	4403	301	4	-	4824	14960
% Car	100.0	100.0	100.0	-	-	100.0	100.0	100.0	100.0	-	-	100.0	100.0	100.0	100.0	-	-	100.0	100.0	100.0	100.0	100.0	-	100.0	100.0
Ped	-	-	-	-	0	-	-	-	-	-	0	-	-	-	-	-	0	-	-	-	-	-	0	-	-
% Ped	-	-	-	-	-	-	-	-	-	-	-	-	-	-	-	-	-	-	-	-	-	-	-	-	-



C. J. Hensch & Associates Inc.  
5215 Sycamore Ave.

Pasadena, Texas, United States 77503  
(281) 487-5417 denniscox@cjhensch.com

Count Name: Northpark at Loop 494  
Site Code: 12  
Start Date: 02/18/2014  
Page No: 2



Turning Movement Data Plot

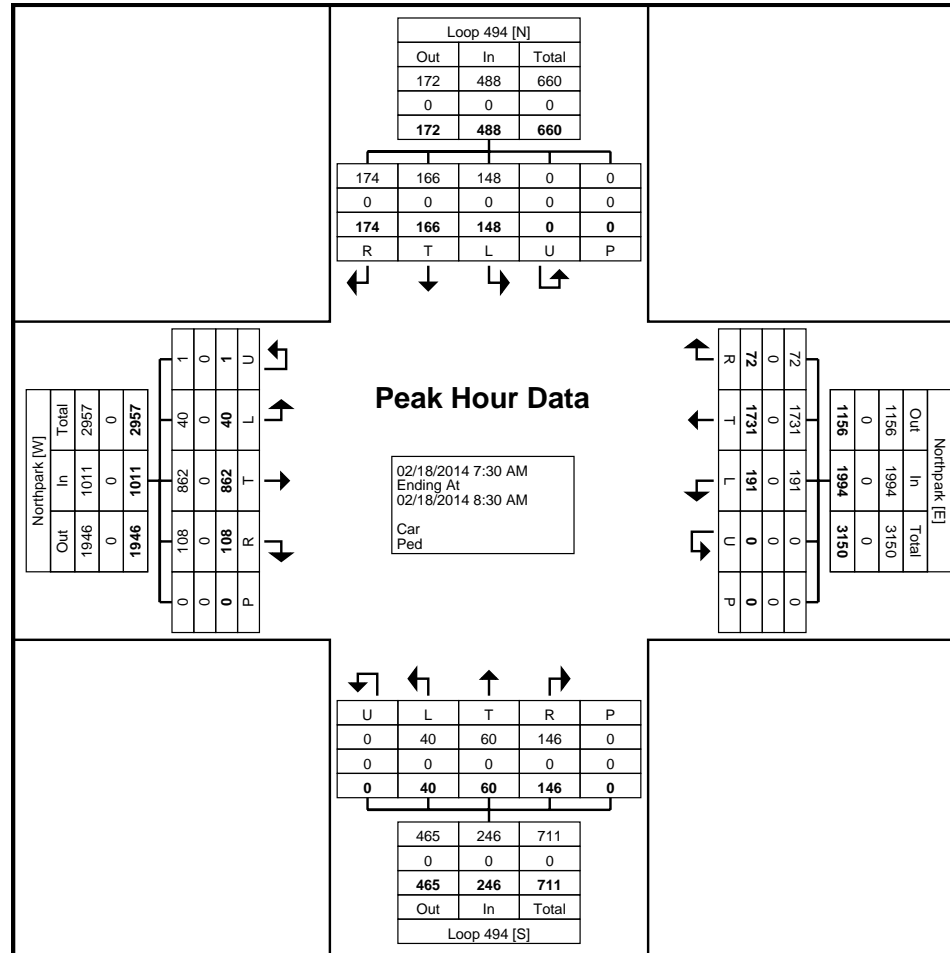




C. J. Hensch & Associates Inc.  
5215 Sycamore Ave.

Pasadena, Texas, United States 77503  
(281) 487-5417 denniscox@cjhensch.com

Count Name: Northpark at Loop 494  
Site Code: 12  
Start Date: 02/18/2014  
Page No: 4



Turning Movement Peak Hour Data Plot (7:30 AM)



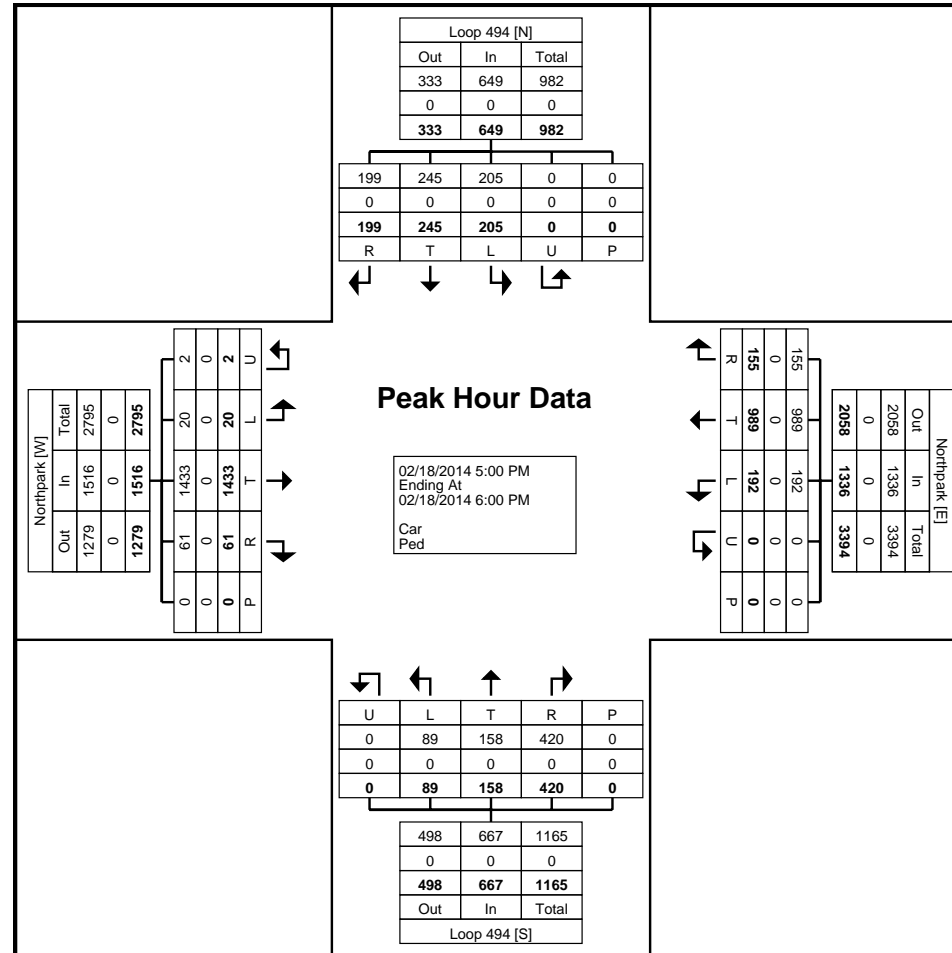




C. J. Hensch & Associates Inc.  
5215 Sycamore Ave.

Pasadena, Texas, United States 77503  
(281) 487-5417 denniscox@cjhensch.com

Count Name: Northpark at Loop 494  
Site Code: 12  
Start Date: 02/18/2014  
Page No: 6



Turning Movement Peak Hour Data Plot (5:00 PM)



C. J. Hensch & Associates Inc.  
5215 Sycamore Ave.

Pasadena, Texas, United States 77503  
(281) 487-5417 denniscox@cjhensch.com

Count Name: Northpark at Loop 494  
Site Code: 12  
Start Date: 02/18/2014  
Page No: 7

14-104

gunda



C. J. Hensch & Associates Inc.  
5215 Sycamore Ave.

Pasadena, Texas, United States 77503  
(281) 487-5417 denniscox@cjhensch.com

Count Name: Northpark at Woodland Hills Dr  
Site Code: 14  
Start Date: 02/18/2014  
Page No: 1

### Turning Movement Data

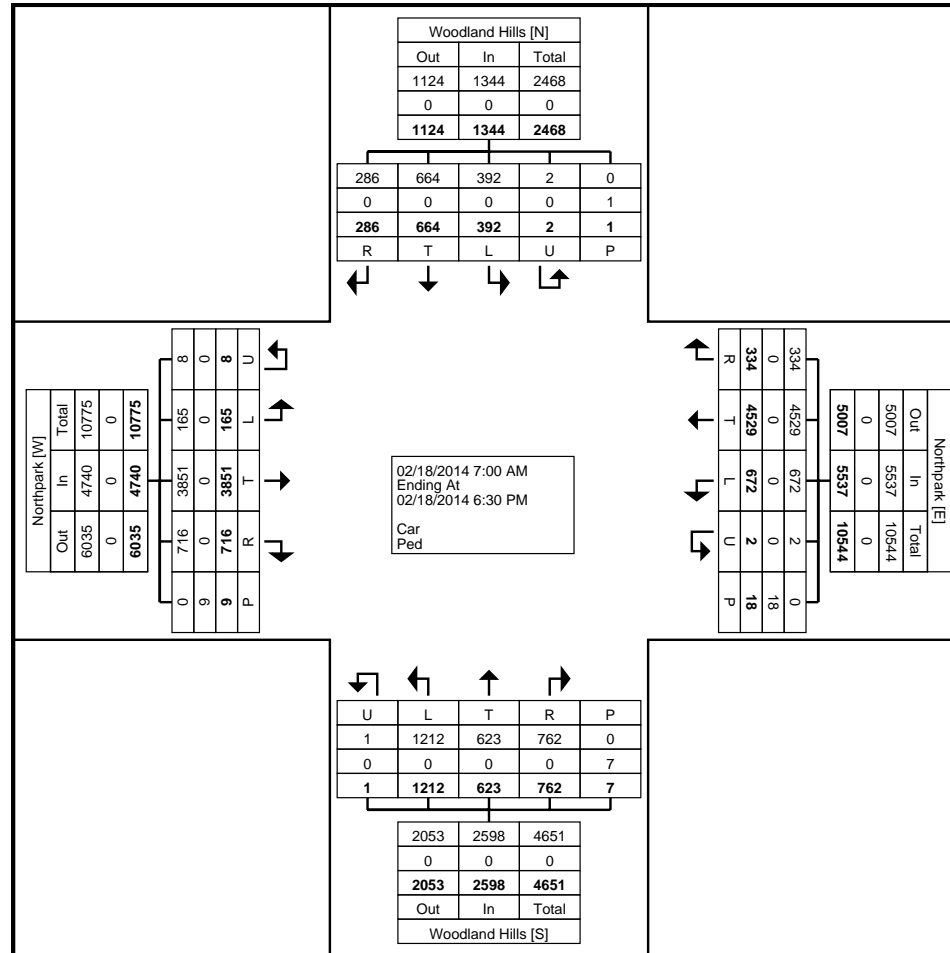
Start Time	Woodland Hills Southbound						Northpark Westbound						Woodland Hills Northbound						Northpark Eastbound						Int. Total
	Left	Thru	Right	U-Turn	Peds	App. Total	Left	Thru	Right	U-Turn	Peds	App. Total	Left	Thru	Right	U-Turn	Peds	App. Total	Left	Thru	Right	U-Turn	Peds	App. Total	
7:00 AM	39	77	39	0	0	155	18	306	41	0	0	365	104	137	17	0	0	258	15	81	30	1	3	127	905
7:15 AM	34	92	49	0	0	175	40	372	21	0	0	433	71	38	22	0	0	131	9	159	43	1	3	212	951
7:30 AM	14	46	32	0	0	92	60	386	7	0	0	453	89	11	45	0	0	145	7	132	53	1	0	193	883
7:45 AM	7	53	25	0	0	85	56	350	10	0	0	416	117	42	56	0	0	215	6	165	64	0	0	235	951
Hourly Total	94	268	145	0	0	507	174	1414	79	0	0	1667	381	228	140	0	0	749	37	537	190	3	6	767	3690
8:00 AM	10	46	16	0	0	72	37	345	13	0	3	395	120	59	44	0	0	223	1	142	46	0	0	189	879
8:15 AM	7	17	11	0	0	35	44	351	11	0	0	406	68	32	24	0	1	124	4	188	49	0	0	241	806
8:30 AM	6	8	12	0	0	26	34	302	2	0	1	338	62	16	26	0	0	104	4	136	34	0	0	174	642
8:45 AM	6	16	7	0	0	29	39	250	5	0	1	294	45	12	21	0	0	78	2	150	33	0	0	185	586
Hourly Total	29	87	46	0	0	162	154	1248	31	0	5	1433	295	119	115	0	1	529	11	616	162	0	0	789	2913
*** BREAK ***	-	-	-	-	-	-	-	-	-	-	-	-	-	-	-	-	-	-	-	-	-	-	-	-	-
4:30 PM	29	37	14	0	0	80	44	226	19	1	2	290	64	23	60	0	0	147	10	349	48	0	2	407	924
4:45 PM	28	33	10	0	0	71	30	253	40	0	7	323	57	33	52	0	4	142	17	334	46	2	0	399	935
Hourly Total	57	70	24	0	0	151	74	479	59	1	9	613	121	56	112	0	4	289	27	683	94	2	2	806	1859
5:00 PM	36	55	11	0	0	102	46	242	26	0	3	314	74	31	68	0	1	173	12	345	45	0	0	402	991
5:15 PM	38	43	7	1	1	89	42	227	21	0	0	290	75	43	66	0	1	184	16	339	37	1	0	393	956
5:30 PM	32	30	16	0	0	78	35	250	21	1	0	307	65	35	75	0	0	175	12	345	46	0	1	403	963
5:45 PM	32	31	10	0	0	73	48	217	40	0	1	305	63	40	67	0	0	170	19	335	51	0	0	405	953
Hourly Total	138	159	44	1	1	342	171	936	108	1	4	1216	277	149	276	0	2	702	59	1364	179	1	1	1603	3863
6:00 PM	36	54	16	1	0	107	47	216	23	0	0	286	62	34	64	1	0	161	18	353	43	0	0	414	968
6:15 PM	38	26	11	0	0	75	52	236	34	0	0	322	76	37	55	0	0	168	13	298	48	2	0	361	926
Grand Total	392	664	286	2	1	1344	672	4529	334	2	18	5537	1212	623	762	1	7	2598	165	3851	716	8	9	4740	14219
Approach %	29.2	49.4	21.3	0.1	-	-	12.1	81.8	6.0	0.0	-	-	46.7	24.0	29.3	0.0	-	-	3.5	81.2	15.1	0.2	-	-	-
Total %	2.8	4.7	2.0	0.0	-	9.5	4.7	31.9	2.3	0.0	-	38.9	8.5	4.4	5.4	0.0	-	18.3	1.2	27.1	5.0	0.1	-	33.3	-
Car	392	664	286	2	-	1344	672	4529	334	2	-	5537	1212	623	762	1	-	2598	165	3851	716	8	-	4740	14219
% Car	100.0	100.0	100.0	100.0	-	100.0	100.0	100.0	100.0	100.0	-	100.0	100.0	100.0	100.0	100.0	-	100.0	100.0	100.0	100.0	100.0	-	100.0	100.0
Ped	-	-	-	-	1	-	-	-	-	-	18	-	-	-	-	-	7	-	-	-	-	-	9	-	-
% Ped	-	-	-	-	100.0	-	-	-	-	-	100.0	-	-	-	-	-	100.0	-	-	-	-	-	100.0	-	-



C. J. Hensch & Associates Inc.  
5215 Sycamore Ave.

Pasadena, Texas, United States 77503  
(281) 487-5417 denniscox@cjhensch.com

Count Name: Northpark at Woodland Hills Dr  
Site Code: 14  
Start Date: 02/18/2014  
Page No: 2



Turning Movement Data Plot



C. J. Hensch & Associates Inc.  
5215 Sycamore Ave.

Pasadena, Texas, United States 77503  
(281) 487-5417 denniscox@cjhensch.com

Count Name: Northpark at Woodland Hills Dr  
Site Code: 14  
Start Date: 02/18/2014  
Page No: 3

### Turning Movement Peak Hour Data (7:00 AM)

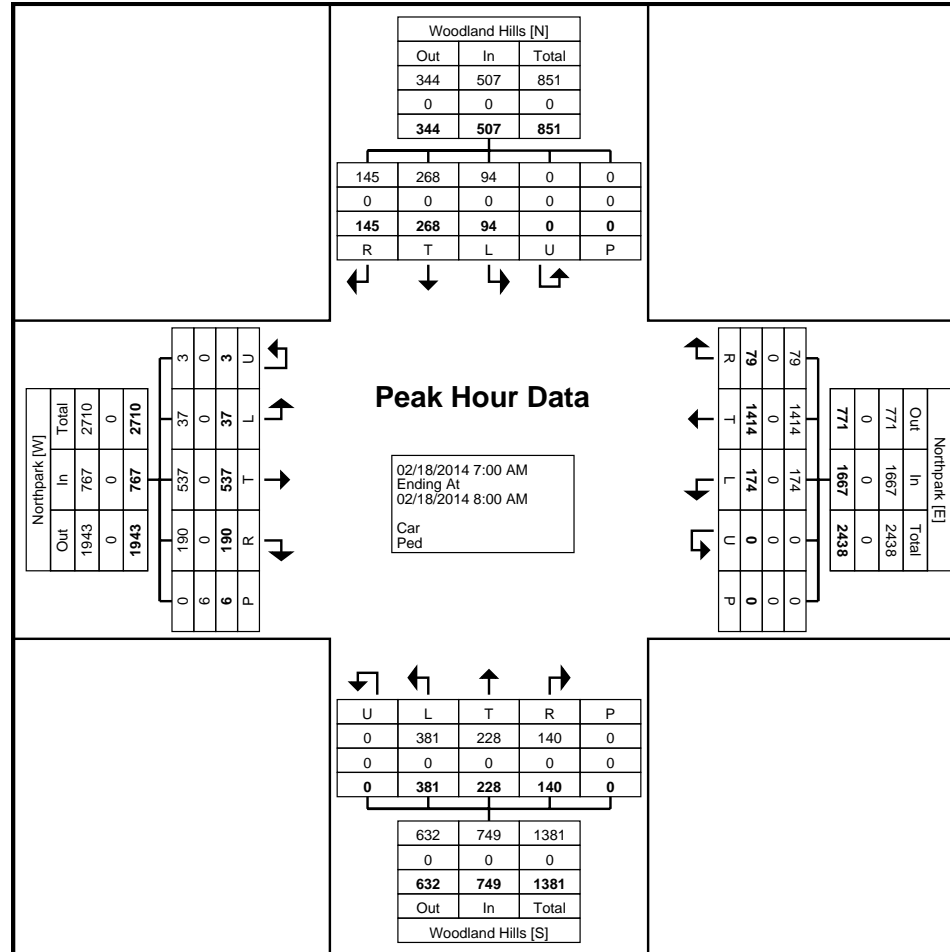
Start Time	Woodland Hills Southbound						Northpark Westbound						Woodland Hills Northbound						Northpark Eastbound						Int. Total
	Left	Thru	Right	U-Turn	Peds	App. Total	Left	Thru	Right	U-Turn	Peds	App. Total	Left	Thru	Right	U-Turn	Peds	App. Total	Left	Thru	Right	U-Turn	Peds	App. Total	
7:00 AM	39	77	39	0	0	155	18	306	41	0	0	365	104	137	17	0	0	258	15	81	30	1	3	127	905
7:15 AM	34	92	49	0	0	175	40	372	21	0	0	433	71	38	22	0	0	131	9	159	43	1	3	212	951
7:30 AM	14	46	32	0	0	92	60	386	7	0	0	453	89	11	45	0	0	145	7	132	53	1	0	193	883
7:45 AM	7	53	25	0	0	85	56	350	10	0	0	416	117	42	56	0	0	215	6	165	64	0	0	235	951
Total	94	268	145	0	0	507	174	1414	79	0	0	1667	381	228	140	0	0	749	37	537	190	3	6	767	3690
Approach %	18.5	52.9	28.6	0.0	-	-	10.4	84.8	4.7	0.0	-	-	50.9	30.4	18.7	0.0	-	-	4.8	70.0	24.8	0.4	-	-	-
Total %	2.5	7.3	3.9	0.0	-	13.7	4.7	38.3	2.1	0.0	-	45.2	10.3	6.2	3.8	0.0	-	20.3	1.0	14.6	5.1	0.1	-	20.8	-
PHF	0.603	0.728	0.740	0.000	-	0.724	0.725	0.916	0.482	0.000	-	0.920	0.814	0.416	0.625	0.000	-	0.726	0.617	0.814	0.742	0.750	-	0.816	0.970
Car	94	268	145	0	-	507	174	1414	79	0	-	1667	381	228	140	0	-	749	37	537	190	3	-	767	3690
% Car	100.0	100.0	100.0	-	-	100.0	100.0	100.0	100.0	-	-	100.0	100.0	100.0	100.0	-	-	100.0	100.0	100.0	100.0	100.0	-	100.0	100.0
Ped	-	-	-	-	0	-	-	-	-	-	0	-	-	-	-	-	0	-	-	-	-	-	6	-	-
% Ped	-	-	-	-	-	-	-	-	-	-	-	-	-	-	-	-	-	-	-	-	-	-	100.0	-	-



C. J. Hensch & Associates Inc.  
5215 Sycamore Ave.

Pasadena, Texas, United States 77503  
(281) 487-5417 denniscox@cjhensch.com

Count Name: Northpark at Woodland Hills Dr  
Site Code: 14  
Start Date: 02/18/2014  
Page No: 4



Turning Movement Peak Hour Data Plot (7:00 AM)



C. J. Hensch & Associates Inc.  
5215 Sycamore Ave.

Pasadena, Texas, United States 77503  
(281) 487-5417 denniscox@cjhensch.com

Count Name: Northpark at Woodland Hills Dr  
Site Code: 14  
Start Date: 02/18/2014  
Page No: 5

### Turning Movement Peak Hour Data (5:00 PM)

Start Time	Woodland Hills Southbound						Northpark Westbound						Woodland Hills Northbound						Northpark Eastbound						Int. Total
	Left	Thru	Right	U-Turn	Peds	App. Total	Left	Thru	Right	U-Turn	Peds	App. Total	Left	Thru	Right	U-Turn	Peds	App. Total	Left	Thru	Right	U-Turn	Peds	App. Total	
5:00 PM	36	55	11	0	0	102	46	242	26	0	3	314	74	31	68	0	1	173	12	345	45	0	0	402	991
5:15 PM	38	43	7	1	1	89	42	227	21	0	0	290	75	43	66	0	1	184	16	339	37	1	0	393	956
5:30 PM	32	30	16	0	0	78	35	250	21	1	0	307	65	35	75	0	0	175	12	345	46	0	1	403	963
5:45 PM	32	31	10	0	0	73	48	217	40	0	1	305	63	40	67	0	0	170	19	335	51	0	0	405	953
Total	138	159	44	1	1	342	171	936	108	1	4	1216	277	149	276	0	2	702	59	1364	179	1	1	1603	3863
Approach %	40.4	46.5	12.9	0.3	-	-	14.1	77.0	8.9	0.1	-	-	39.5	21.2	39.3	0.0	-	-	3.7	85.1	11.2	0.1	-	-	-
Total %	3.6	4.1	1.1	0.0	-	8.9	4.4	24.2	2.8	0.0	-	31.5	7.2	3.9	7.1	0.0	-	18.2	1.5	35.3	4.6	0.0	-	41.5	-
PHF	0.908	0.723	0.688	0.250	-	0.838	0.891	0.936	0.675	0.250	-	0.968	0.923	0.866	0.920	0.000	-	0.954	0.776	0.988	0.877	0.250	-	0.990	0.975
Car	138	159	44	1	-	342	171	936	108	1	-	1216	277	149	276	0	-	702	59	1364	179	1	-	1603	3863
% Car	100.0	100.0	100.0	100.0	-	100.0	100.0	100.0	100.0	100.0	-	100.0	100.0	100.0	100.0	-	-	100.0	100.0	100.0	100.0	100.0	-	100.0	100.0
Ped	-	-	-	-	1	-	-	-	-	-	4	-	-	-	-	-	2	-	-	-	-	-	1	-	-
% Ped	-	-	-	-	100.0	-	-	-	-	-	100.0	-	-	-	-	-	100.0	-	-	-	-	-	100.0	-	-

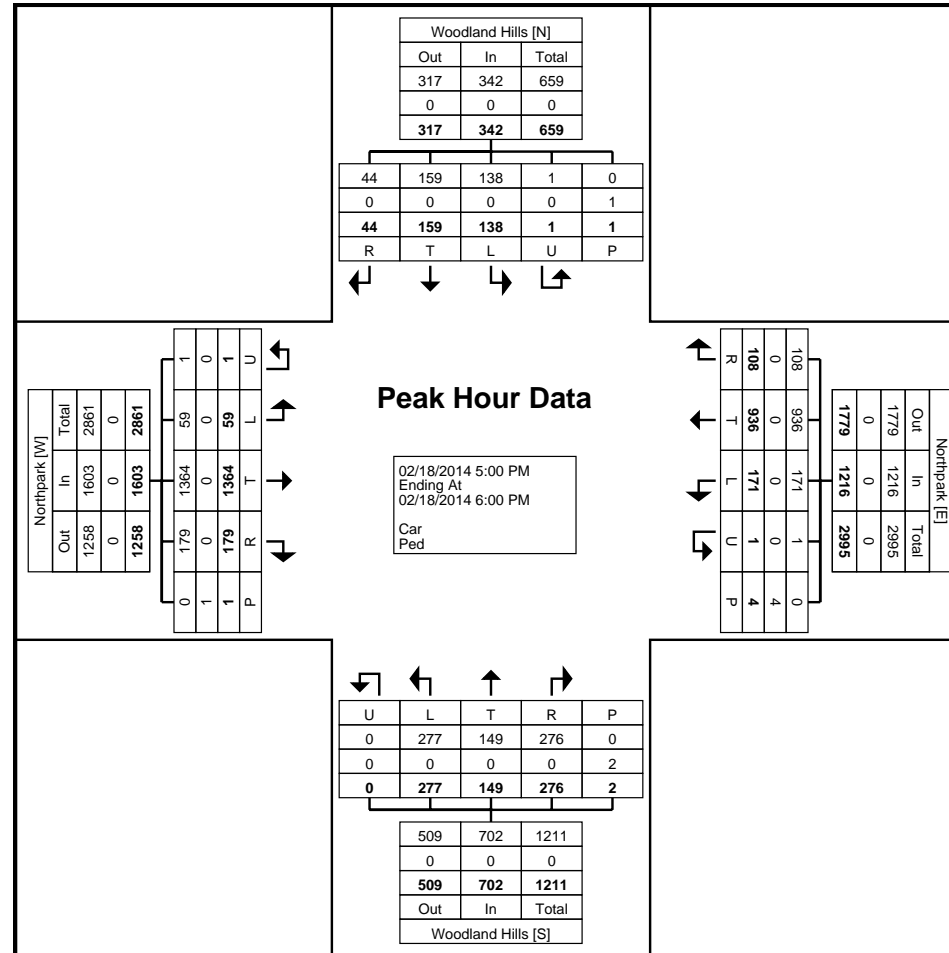




C. J. Hensch & Associates Inc.  
5215 Sycamore Ave.

Pasadena, Texas, United States 77503  
(281) 487-5417 denniscox@cjhensch.com

Count Name: Northpark at Woodland Hills Dr  
Site Code: 14  
Start Date: 02/18/2014  
Page No: 6



Turning Movement Peak Hour Data Plot (5:00 PM)



C. J. Hensch & Associates Inc.  
5215 Sycamore Ave.

Pasadena, Texas, United States 77503  
(281) 487-5417 denniscox@cjhensch.com

Count Name: Northpark at Woodland Hills Dr  
Site Code: 14  
Start Date: 02/18/2014  
Page No: 7

14-104

gunda



C. J. Hensch & Associates Inc.  
5215 Sycamore Ave.

Pasadena, Texas, United States 77503  
(281) 487-5417 denniscox@cjhensch.com

Count Name: Northpark Dr at Brookdale  
Site Code: 15  
Start Date: 02/18/2014  
Page No: 1

### Turning Movement Data

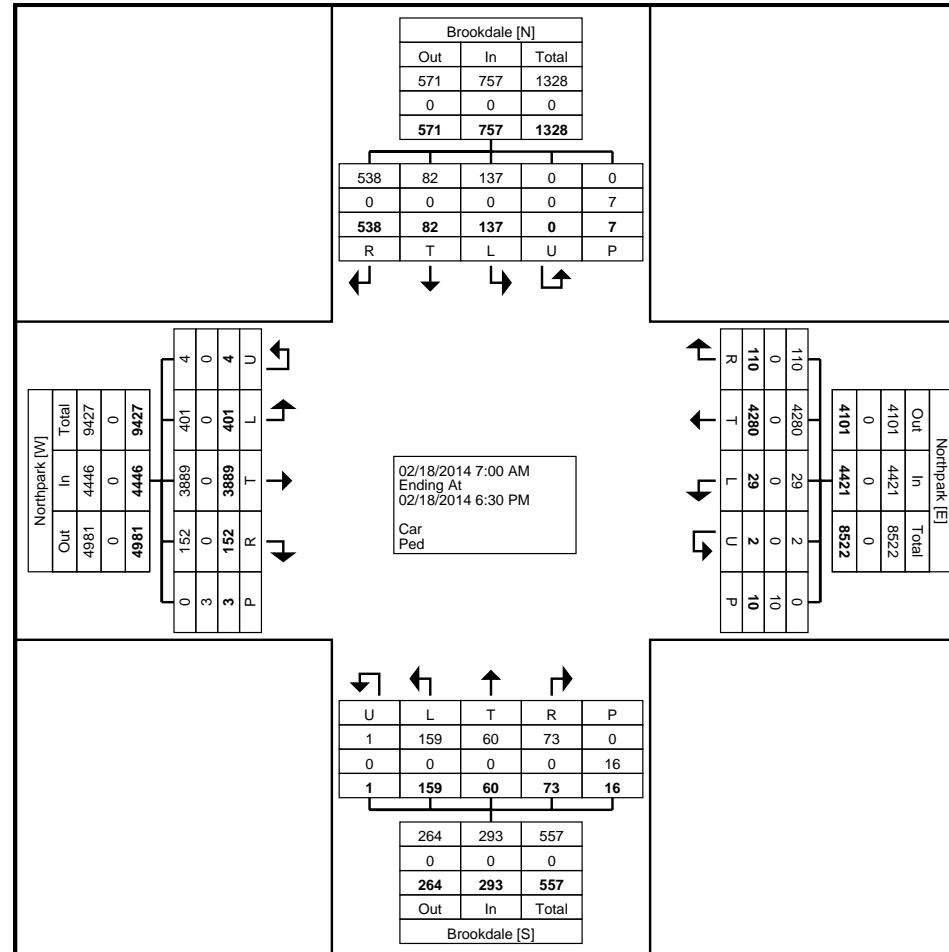
Start Time	Brookdale Southbound						Northpark Westbound						Brookdale Northbound						Northpark Eastbound						Int. Total	
	Left	Thru	Right	U-Turn	Peds	App. Total	Left	Thru	Right	U-Turn	Peds	App. Total	Left	Thru	Right	U-Turn	Peds	App. Total	Left	Thru	Right	U-Turn	Peds	App. Total		
7:00 AM	4	4	48	0	0	56	2	343	2	0	0	347	5	3	3	0	2	11	9	127	2	0	0	138	552	
7:15 AM	9	4	50	0	0	63	0	256	2	0	0	258	14	1	3	0	1	18	24	159	3	1	0	187	526	
7:30 AM	11	10	60	0	0	81	3	358	5	0	0	366	8	2	5	0	0	15	16	151	6	0	0	173	635	
7:45 AM	7	19	45	0	0	71	3	291	10	0	1	304	6	6	3	0	0	15	11	189	4	0	0	204	594	
Hourly Total	31	37	203	0	0	271	8	1248	19	0	1	1275	33	12	14	0	3	59	60	626	15	1	0	702	2307	
8:00 AM	10	9	41	0	0	60	1	305	7	0	0	313	8	2	2	0	0	12	15	186	6	0	0	207	592	
8:15 AM	6	4	31	0	0	41	0	301	5	0	0	306	6	6	4	0	0	16	13	158	6	0	0	177	540	
8:30 AM	9	1	29	0	0	39	0	252	1	0	0	253	8	3	5	1	0	17	8	140	5	0	0	153	462	
8:45 AM	5	1	32	0	0	38	0	230	2	0	0	232	7	1	3	0	1	11	3	159	3	0	0	165	446	
Hourly Total	30	15	133	0	0	178	1	1088	15	0	0	1104	29	12	14	1	1	56	39	643	20	0	0	702	2040	
*** BREAK ***	-	-	-	-	-	-	-	-	-	-	-	-	-	-	-	-	-	-	-	-	-	-	-	-	-	-
4:30 PM	12	4	33	0	2	49	2	215	10	0	2	227	9	6	8	0	5	23	44	313	21	0	3	378	677	
4:45 PM	9	2	35	0	0	46	1	250	11	0	1	262	13	2	6	0	0	21	31	321	13	0	0	365	694	
Hourly Total	21	6	68	0	2	95	3	465	21	0	3	489	22	8	14	0	5	44	75	634	34	0	3	743	1371	
5:00 PM	8	4	20	0	1	32	3	268	3	0	0	274	12	2	6	0	2	20	37	333	16	0	0	386	712	
5:15 PM	6	8	19	0	0	33	3	243	7	0	0	253	12	4	5	0	0	21	46	335	12	2	0	395	702	
5:30 PM	13	0	23	0	3	36	2	244	10	2	0	258	17	5	4	0	1	26	27	343	13	1	0	384	704	
5:45 PM	11	3	21	0	0	35	2	240	7	0	0	249	10	8	5	0	2	23	36	323	19	0	0	378	685	
Hourly Total	38	15	83	0	4	136	10	995	27	2	0	1034	51	19	20	0	5	90	146	1334	60	3	0	1543	2803	
6:00 PM	7	5	21	0	1	33	6	226	14	0	3	246	13	3	4	0	2	20	46	338	14	0	0	398	697	
6:15 PM	10	4	30	0	0	44	1	258	14	0	3	273	11	6	7	0	0	24	35	314	9	0	0	358	699	
Grand Total	137	82	538	0	7	757	29	4280	110	2	10	4421	159	60	73	1	16	293	401	3889	152	4	3	4446	9917	
Approach %	18.1	10.8	71.1	0.0	-	-	0.7	96.8	2.5	0.0	-	-	54.3	20.5	24.9	0.3	-	-	9.0	87.5	3.4	0.1	-	-	-	
Total %	1.4	0.8	5.4	0.0	-	7.6	0.3	43.2	1.1	0.0	-	44.6	1.6	0.6	0.7	0.0	-	3.0	4.0	39.2	1.5	0.0	-	44.8	-	
Car	137	82	538	0	-	757	29	4280	110	2	-	4421	159	60	73	1	-	293	401	3889	152	4	-	4446	9917	
% Car	100.0	100.0	100.0	-	-	100.0	100.0	100.0	100.0	100.0	-	100.0	100.0	100.0	100.0	100.0	-	100.0	100.0	100.0	100.0	100.0	-	100.0	100.0	
Ped	-	-	-	-	7	-	-	-	-	-	10	-	-	-	-	-	16	-	-	-	-	-	3	-	-	
% Ped	-	-	-	-	100.0	-	-	-	-	-	100.0	-	-	-	-	-	100.0	-	-	-	-	-	100.0	-	-	



C. J. Hensch & Associates Inc.  
5215 Sycamore Ave.

Pasadena, Texas, United States 77503  
(281) 487-5417 denniscox@cjhensch.com

Count Name: Northpark Dr at Brookdale  
Site Code: 15  
Start Date: 02/18/2014  
Page No: 2



Turning Movement Data Plot

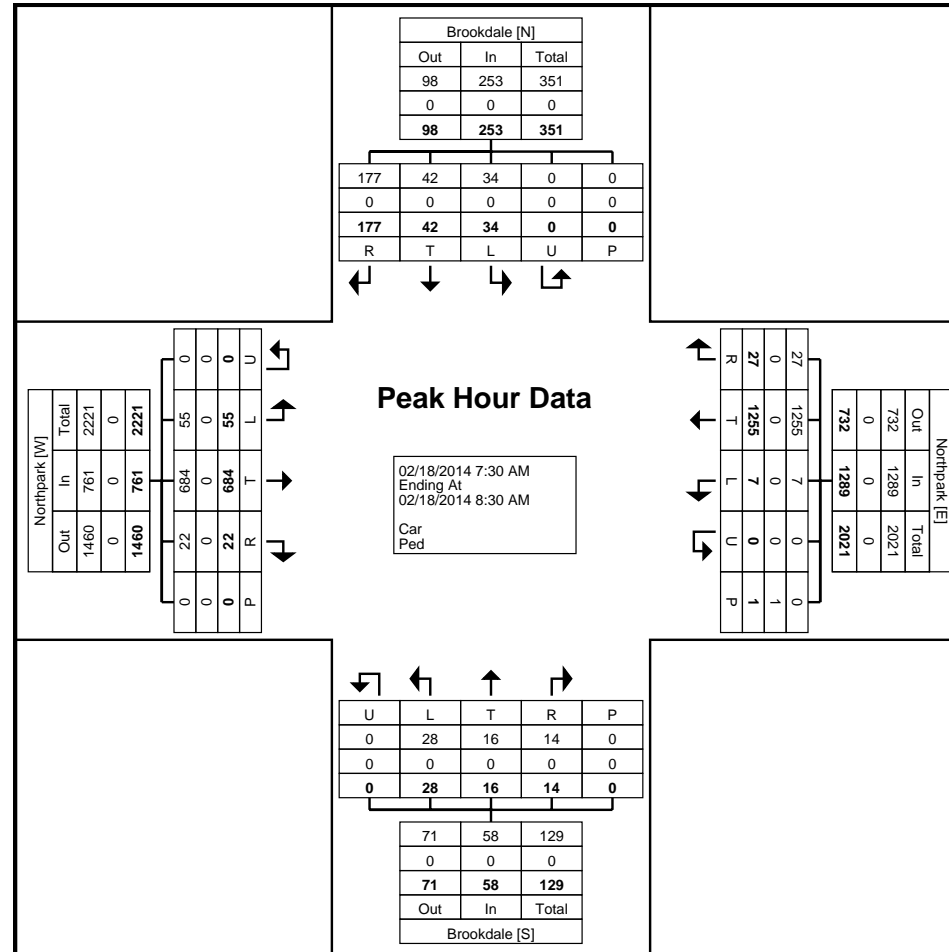




C. J. Hensch & Associates Inc.  
5215 Sycamore Ave.

Pasadena, Texas, United States 77503  
(281) 487-5417 denniscox@cjhensch.com

Count Name: Northpark Dr at Brookdale  
Site Code: 15  
Start Date: 02/18/2014  
Page No: 4



Turning Movement Peak Hour Data Plot (7:30 AM)

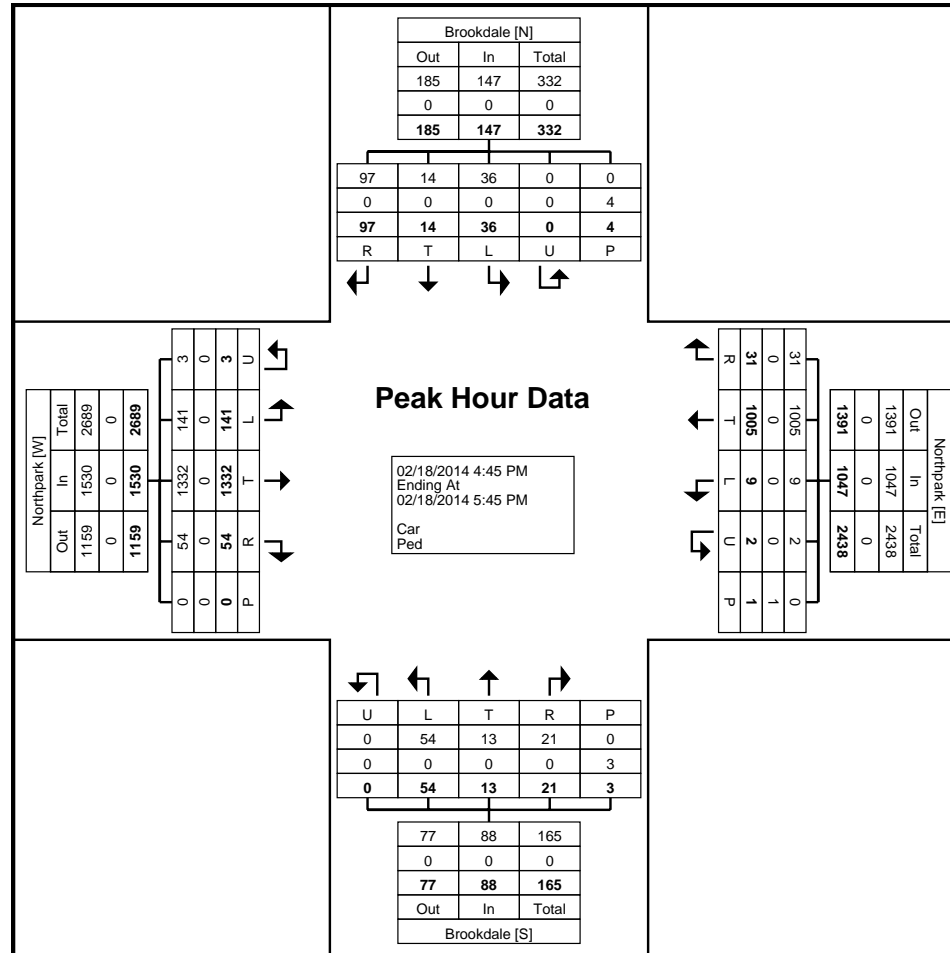




C. J. Hensch & Associates Inc.  
5215 Sycamore Ave.

Pasadena, Texas, United States 77503  
(281) 487-5417 denniscox@cjhensch.com

Count Name: Northpark Dr at Brookdale  
Site Code: 15  
Start Date: 02/18/2014  
Page No: 6



Turning Movement Peak Hour Data Plot (4:45 PM)





C. J. Hensch & Associates Inc.  
5215 Sycamore Ave.

Pasadena, Texas, United States 77503  
(281) 487-5417 denniscox@cjhensch.com

Count Name: Northpark Dr at Brookdale  
Site Code: 15  
Start Date: 02/18/2014  
Page No: 7

14-104

gunda



C. J. Hensch & Associates Inc.  
5215 Sycamore Ave.

Pasadena, Texas, United States 77503  
(281) 487-5417 denniscox@cjhensch.com

Count Name: Northpark Dr at Mills Branch  
Site Code: 2  
Start Date: 09/10/2014  
Page No: 1

### Turning Movement Data

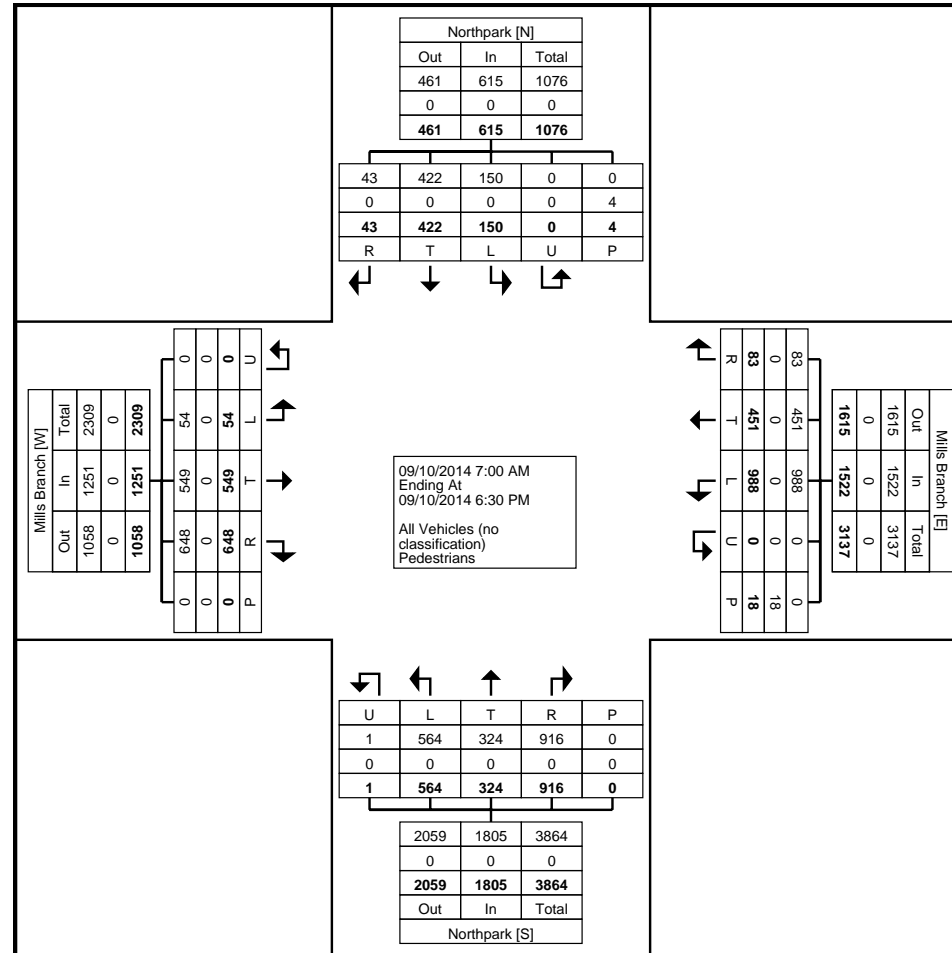
Start Time	Northpark Southbound						Mills Branch Westbound						Northpark Northbound						Mills Branch Eastbound						Int. Total
	Left	Thru	Right	U-Turn	Peds	App. Total	Left	Thru	Right	U-Turn	Peds	App. Total	Left	Thru	Right	U-Turn	Peds	App. Total	Left	Thru	Right	U-Turn	Peds	App. Total	
7:00 AM	5	36	5	0	2	46	64	40	0	0	2	104	24	8	37	0	0	69	0	9	36	0	0	45	264
7:15 AM	12	36	5	0	0	53	77	40	0	0	0	117	40	13	28	0	0	81	1	33	30	0	0	64	315
7:30 AM	28	42	8	0	2	78	73	40	5	0	4	118	18	6	34	0	0	58	0	46	42	0	0	88	342
7:45 AM	38	35	5	0	0	78	63	35	6	0	0	104	35	12	38	0	0	85	1	47	39	0	0	87	354
Hourly Total	83	149	23	0	4	255	277	155	11	0	6	443	117	39	137	0	0	293	2	135	147	0	0	284	1275
8:00 AM	10	25	4	0	0	39	71	35	11	0	1	117	22	12	36	0	0	70	1	20	31	0	0	52	278
8:15 AM	5	22	4	0	0	31	74	27	9	0	4	110	28	12	47	0	0	87	1	26	32	0	0	59	287
8:30 AM	4	23	1	0	0	28	73	33	3	0	5	109	16	6	28	0	0	50	1	20	35	0	0	56	243
8:45 AM	7	32	2	0	0	41	58	14	0	0	1	72	25	13	35	0	0	73	1	15	25	0	0	41	227
Hourly Total	26	102	11	0	0	139	276	109	23	0	11	408	91	43	146	0	0	280	4	81	123	0	0	208	1035
*** BREAK ***	-	-	-	-	-	-	-	-	-	-	-	-	-	-	-	-	-	-	-	-	-	-	-	-	-
4:30 PM	5	18	2	0	0	25	46	20	5	0	0	71	32	26	71	0	0	129	7	27	35	0	0	69	294
4:45 PM	8	16	2	0	0	26	62	25	8	0	0	95	41	28	65	0	0	134	6	45	49	0	0	100	355
Hourly Total	13	34	4	0	0	51	108	45	13	0	0	166	73	54	136	0	0	263	13	72	84	0	0	169	649
5:00 PM	4	22	0	0	0	26	49	29	5	0	0	83	42	32	79	0	0	153	3	36	44	0	0	83	345
5:15 PM	5	25	0	0	0	30	57	26	10	0	0	93	48	38	65	0	0	151	6	55	43	0	0	104	378
5:30 PM	5	25	0	0	0	30	51	16	4	0	1	71	43	36	105	0	0	184	5	53	51	0	0	109	394
5:45 PM	8	15	0	0	0	23	47	26	7	0	0	80	49	35	87	1	0	172	5	48	55	0	0	108	383
Hourly Total	22	87	0	0	0	109	204	97	26	0	1	327	182	141	336	1	0	660	19	192	193	0	0	404	1500
6:00 PM	3	29	0	0	0	32	64	25	7	0	0	96	42	23	72	0	0	137	9	33	54	0	0	96	361
6:15 PM	3	21	5	0	0	29	59	20	3	0	0	82	59	24	89	0	0	172	7	36	47	0	0	90	373
Grand Total	150	422	43	0	4	615	988	451	83	0	18	1522	564	324	916	1	0	1805	54	549	648	0	0	1251	5193
Approach %	24.4	68.6	7.0	0.0	-	-	64.9	29.6	5.5	0.0	-	-	31.2	18.0	50.7	0.1	-	-	4.3	43.9	51.8	0.0	-	-	-
Total %	2.9	8.1	0.8	0.0	-	11.8	19.0	8.7	1.6	0.0	-	29.3	10.9	6.2	17.6	0.0	-	34.8	1.0	10.6	12.5	0.0	-	24.1	-
All Vehicles (no classification)	150	422	43	0	-	615	988	451	83	0	-	1522	564	324	916	1	-	1805	54	549	648	0	-	1251	5193
% All Vehicles (no classification)	100.0	100.0	100.0	-	-	100.0	100.0	100.0	100.0	-	-	100.0	100.0	100.0	100.0	100.0	-	100.0	100.0	100.0	100.0	-	-	100.0	100.0
Pedestrians	-	-	-	-	4	-	-	-	-	-	18	-	-	-	-	-	0	-	-	-	-	-	0	-	-
% Pedestrians	-	-	-	-	100.0	-	-	-	-	-	100.0	-	-	-	-	-	-	-	-	-	-	-	-	-	-



C. J. Hensch & Associates Inc.  
5215 Sycamore Ave.

Pasadena, Texas, United States 77503  
(281) 487-5417 denniscox@cjhensch.com

Count Name: Northpark Dr at Mills Branch  
Site Code: 2  
Start Date: 09/10/2014  
Page No: 2



Turning Movement Data Plot

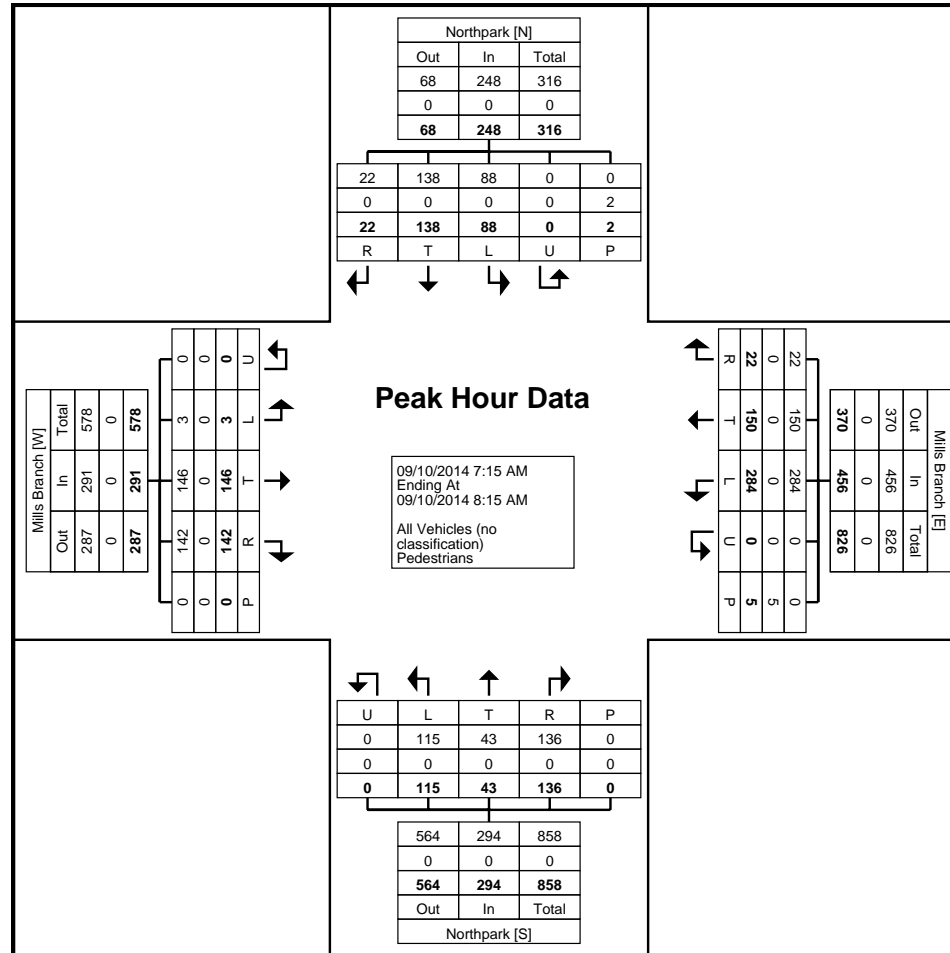




C. J. Hensch & Associates Inc.  
5215 Sycamore Ave.

Pasadena, Texas, United States 77503  
(281) 487-5417 denniscox@cjhensch.com

Count Name: Northpark Dr at Mills Branch  
Site Code: 2  
Start Date: 09/10/2014  
Page No: 4



Turning Movement Peak Hour Data Plot (7:15 AM)

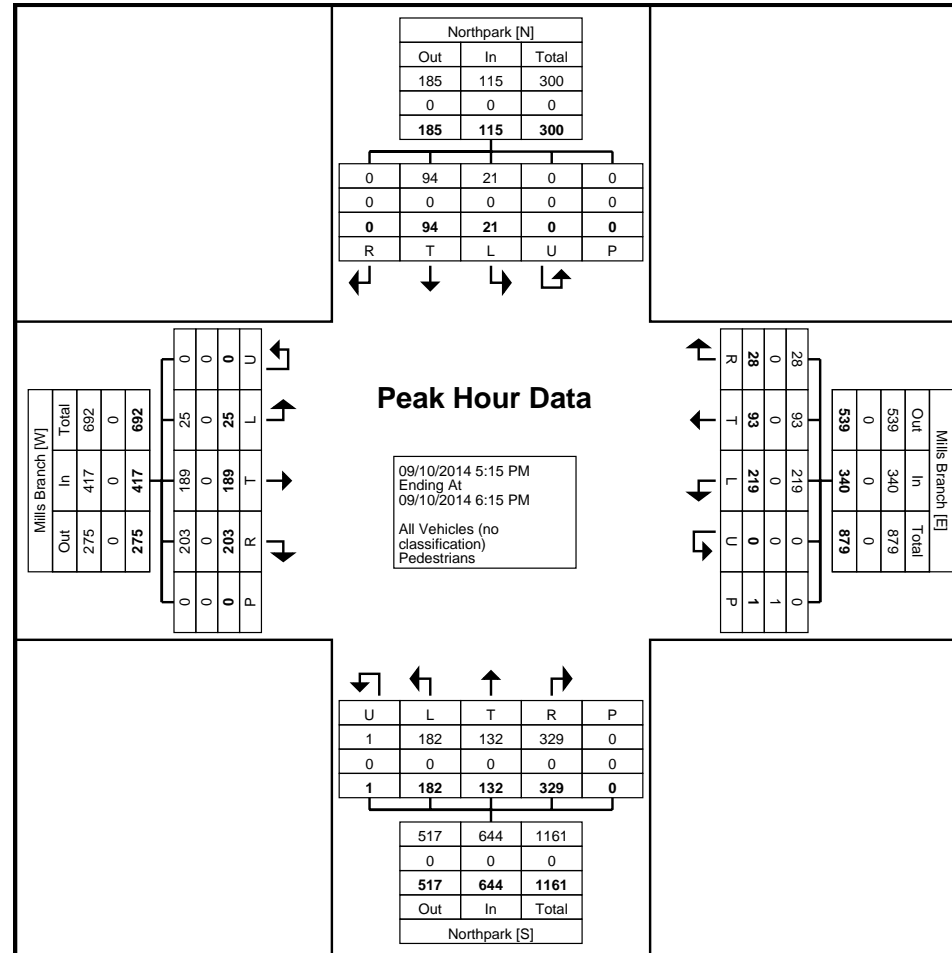




C. J. Hensch & Associates Inc.  
5215 Sycamore Ave.

Pasadena, Texas, United States 77503  
(281) 487-5417 denniscox@cjhensch.com

Count Name: Northpark Dr at Mills Branch  
Site Code: 2  
Start Date: 09/10/2014  
Page No: 6



Turning Movement Peak Hour Data Plot (5:15 PM)



C. J. Hensch & Associates Inc.  
5215 Sycamore Ave.

Pasadena, Texas, United States 77503  
(281) 487-5417 denniscox@cjhensch.com

Count Name: Northpark Dr at Mills Branch  
Site Code: 2  
Start Date: 09/10/2014  
Page No: 7

0109

gunda





C. J. Hensch & Associates Inc.  
5215 Sycamore Ave.

Pasadena, Texas, United States 77503  
(281) 487-5417 denniscox@cjhensch.com

Count Name: Northpark Dr at Russell Palmer  
Site Code: 13  
Start Date: 02/18/2014  
Page No: 1

### Turning Movement Data

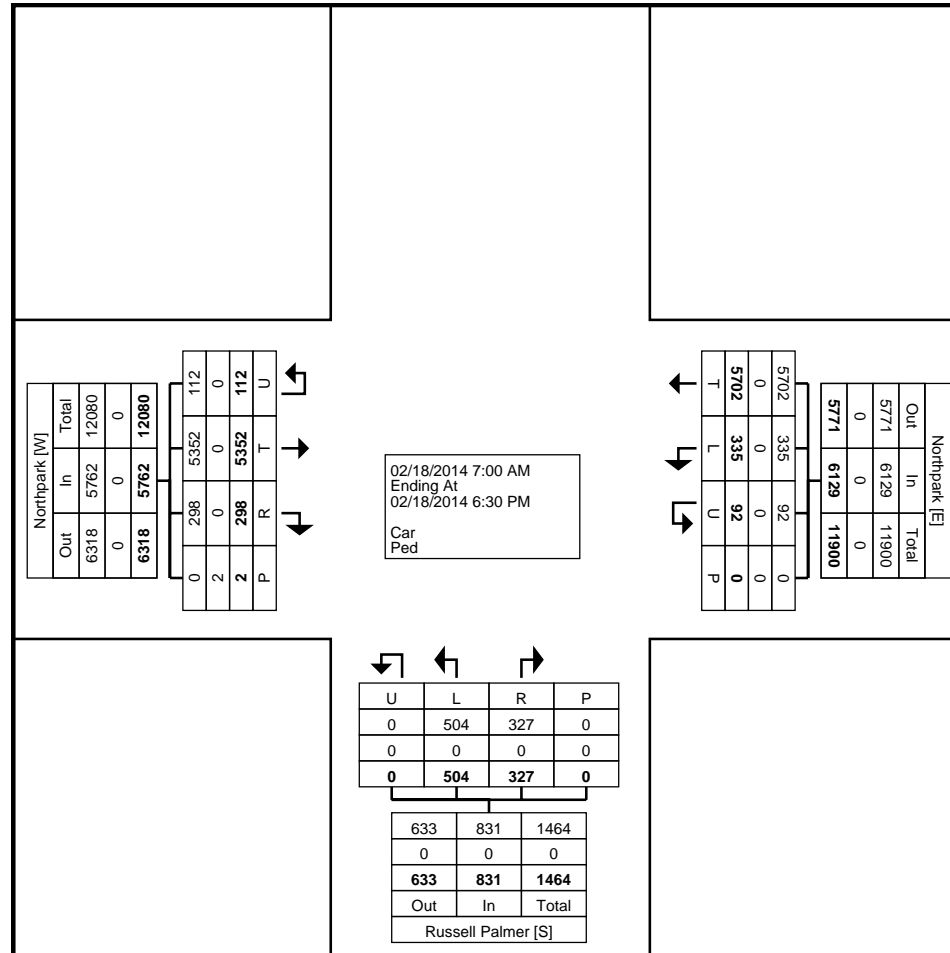
Start Time	Northpark Westbound					Russell Palmer Northbound					Northpark Eastbound					Int. Total
	Left	Thru	U-Turn	Peds	App. Total	Left	Right	U-Turn	Peds	App. Total	Thru	Right	U-Turn	Peds	App. Total	
7:00 AM	9	495	5	0	509	33	17	0	0	50	169	11	3	0	183	742
7:15 AM	12	497	3	0	512	36	24	0	0	60	199	15	6	0	220	792
7:30 AM	6	447	4	0	457	28	16	0	0	44	222	19	6	0	247	748
7:45 AM	18	449	1	0	468	34	19	0	0	53	276	30	18	0	324	845
Hourly Total	45	1888	13	0	1946	131	76	0	0	207	866	75	33	0	974	3127
8:00 AM	30	472	3	0	505	28	15	0	0	43	203	22	11	1	236	784
8:15 AM	20	401	3	0	424	20	13	0	0	33	254	21	3	1	278	735
8:30 AM	17	326	4	0	347	21	13	0	0	34	174	13	10	0	197	578
8:45 AM	18	321	9	0	348	25	16	0	0	41	204	22	11	0	237	626
Hourly Total	85	1520	19	0	1624	94	57	0	0	151	835	78	35	2	948	2723
*** BREAK ***	-	-	-	-	-	-	-	-	-	-	-	-	-	-	-	-
4:30 PM	22	264	5	0	291	43	18	0	0	61	444	17	2	0	463	815
4:45 PM	27	289	5	0	321	33	30	0	0	63	446	21	7	0	474	858
Hourly Total	49	553	10	0	612	76	48	0	0	124	890	38	9	0	937	1673
5:00 PM	31	299	14	0	344	40	30	0	0	70	464	15	7	0	486	900
5:15 PM	30	283	5	0	318	51	23	0	0	74	459	13	7	0	479	871
5:30 PM	17	304	7	0	328	42	32	0	0	74	467	21	6	0	494	896
5:45 PM	24	284	11	0	319	25	21	0	0	46	471	20	3	0	494	859
Hourly Total	102	1170	37	0	1309	158	106	0	0	264	1861	69	23	0	1953	3526
6:00 PM	17	292	7	0	316	26	24	0	0	50	461	15	5	0	481	847
6:15 PM	37	279	6	0	322	19	16	0	0	35	439	23	7	0	469	826
Grand Total	335	5702	92	0	6129	504	327	0	0	831	5352	298	112	2	5762	12722
Approach %	5.5	93.0	1.5	-	-	60.6	39.4	0.0	-	-	92.9	5.2	1.9	-	-	-
Total %	2.6	44.8	0.7	-	48.2	4.0	2.6	0.0	-	6.5	42.1	2.3	0.9	-	45.3	-
Car	335	5702	92	-	6129	504	327	0	-	831	5352	298	112	-	5762	12722
% Car	100.0	100.0	100.0	-	100.0	100.0	100.0	-	-	100.0	100.0	100.0	100.0	-	100.0	100.0
Ped	-	-	-	0	-	-	-	-	0	-	-	-	-	2	-	-
% Ped	-	-	-	-	-	-	-	-	-	-	-	-	-	100.0	-	-



C. J. Hensch & Associates Inc.  
5215 Sycamore Ave.

Pasadena, Texas, United States 77503  
(281) 487-5417 denniscox@cjhensch.com

Count Name: Northpark Dr at Russell Palmer  
Site Code: 13  
Start Date: 02/18/2014  
Page No: 2



Turning Movement Data Plot



C. J. Hensch & Associates Inc.  
5215 Sycamore Ave.

Pasadena, Texas, United States 77503  
(281) 487-5417 denniscox@cjhensch.com

Count Name: Northpark Dr at Russell Palmer  
Site Code: 13  
Start Date: 02/18/2014  
Page No: 3

### Turning Movement Peak Hour Data (7:15 AM)

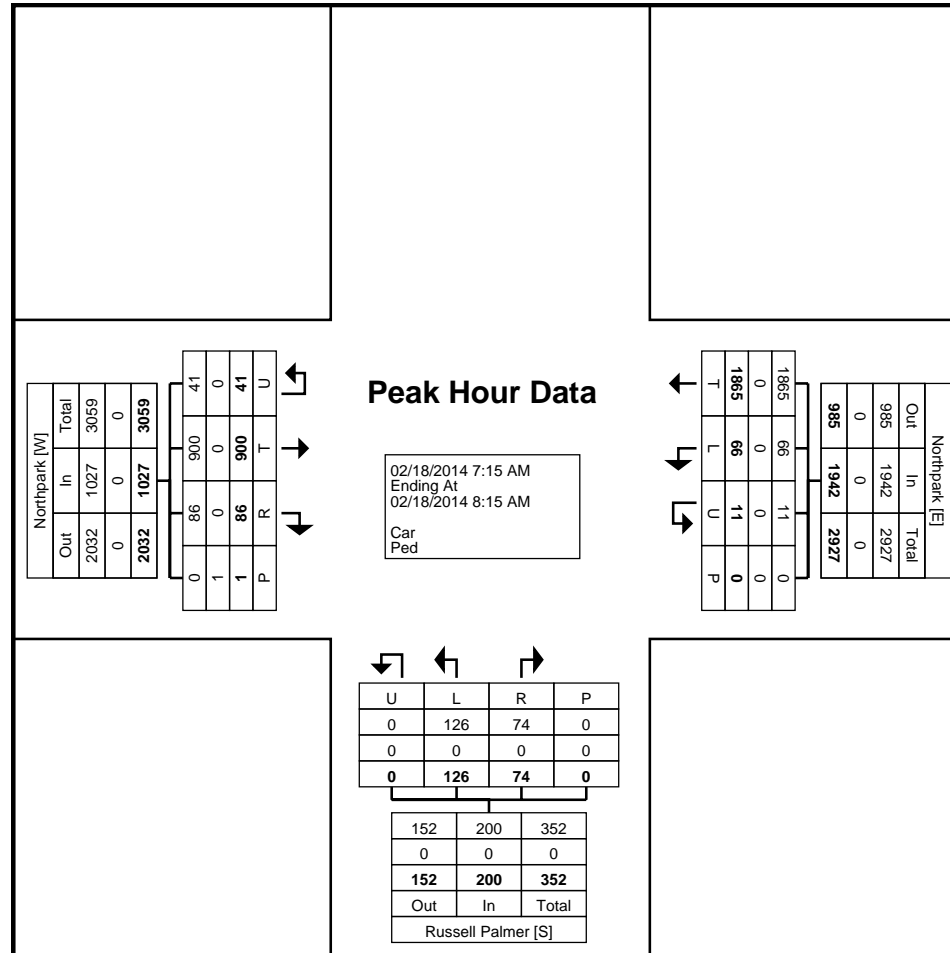
Start Time	Northpark Westbound					Russell Palmer Northbound					Northpark Eastbound					Int. Total
	Left	Thru	U-Turn	Peds	App. Total	Left	Right	U-Turn	Peds	App. Total	Thru	Right	U-Turn	Peds	App. Total	
7:15 AM	12	497	3	0	512	36	24	0	0	60	199	15	6	0	220	792
7:30 AM	6	447	4	0	457	28	16	0	0	44	222	19	6	0	247	748
7:45 AM	18	449	1	0	468	34	19	0	0	53	276	30	18	0	324	845
8:00 AM	30	472	3	0	505	28	15	0	0	43	203	22	11	1	236	784
Total	66	1865	11	0	1942	126	74	0	0	200	900	86	41	1	1027	3169
Approach %	3.4	96.0	0.6	-	-	63.0	37.0	0.0	-	-	87.6	8.4	4.0	-	-	-
Total %	2.1	58.9	0.3	-	61.3	4.0	2.3	0.0	-	6.3	28.4	2.7	1.3	-	32.4	-
PHF	0.550	0.938	0.688	-	0.948	0.875	0.771	0.000	-	0.833	0.815	0.717	0.569	-	0.792	0.938
Car	66	1865	11	-	1942	126	74	0	-	200	900	86	41	-	1027	3169
% Car	100.0	100.0	100.0	-	100.0	100.0	100.0	-	-	100.0	100.0	100.0	100.0	-	100.0	100.0
Ped	-	-	-	0	-	-	-	-	0	-	-	-	-	1	-	-
% Ped	-	-	-	-	-	-	-	-	-	-	-	-	-	100.0	-	-



C. J. Hensch & Associates Inc.  
5215 Sycamore Ave.

Pasadena, Texas, United States 77503  
(281) 487-5417 denniscox@cjhensch.com

Count Name: Northpark Dr at Russell Palmer  
Site Code: 13  
Start Date: 02/18/2014  
Page No: 4



Turning Movement Peak Hour Data Plot (7:15 AM)

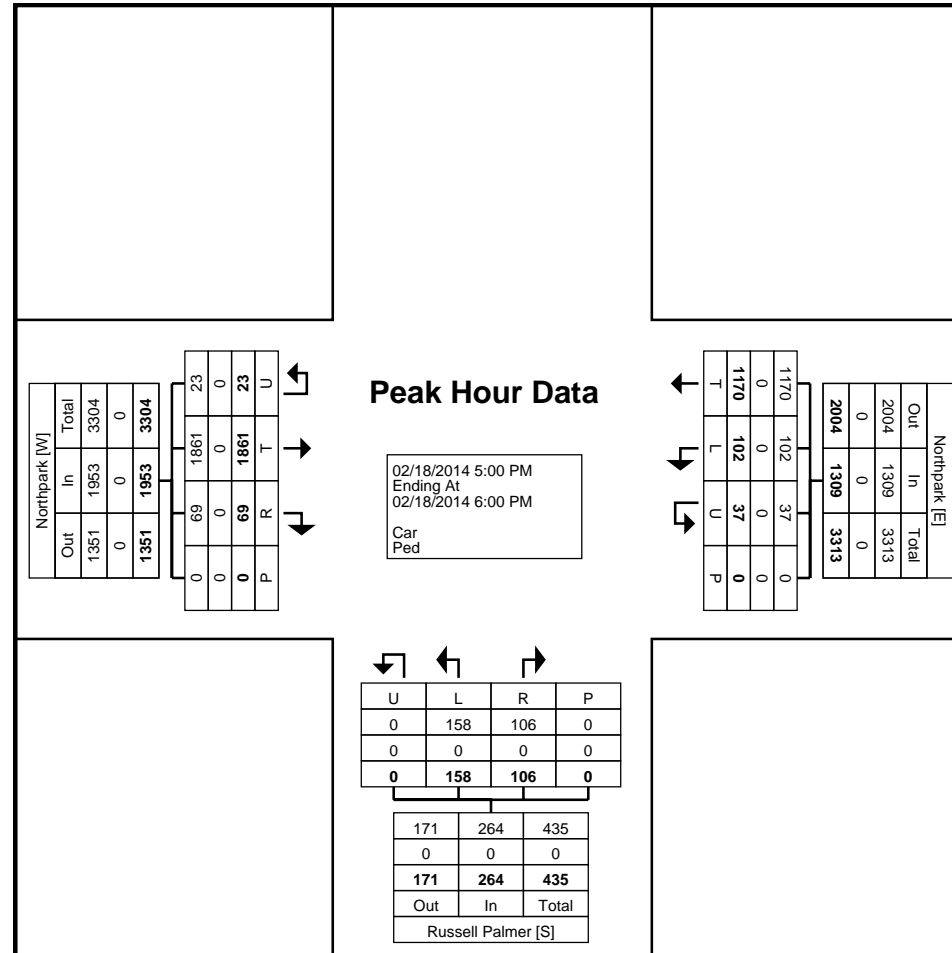




C. J. Hensch & Associates Inc.  
5215 Sycamore Ave.

Pasadena, Texas, United States 77503  
(281) 487-5417 denniscox@cjhensch.com

Count Name: Northpark Dr at Russell Palmer  
Site Code: 13  
Start Date: 02/18/2014  
Page No: 6



Turning Movement Peak Hour Data Plot (5:00 PM)



C. J. Hensch & Associates Inc.  
5215 Sycamore Ave.

Pasadena, Texas, United States 77503  
(281) 487-5417 denniscox@cjhensch.com

Count Name: Northpark Dr at Russell Palmer  
Site Code: 13  
Start Date: 02/18/2014  
Page No: 7

14-104

gunda



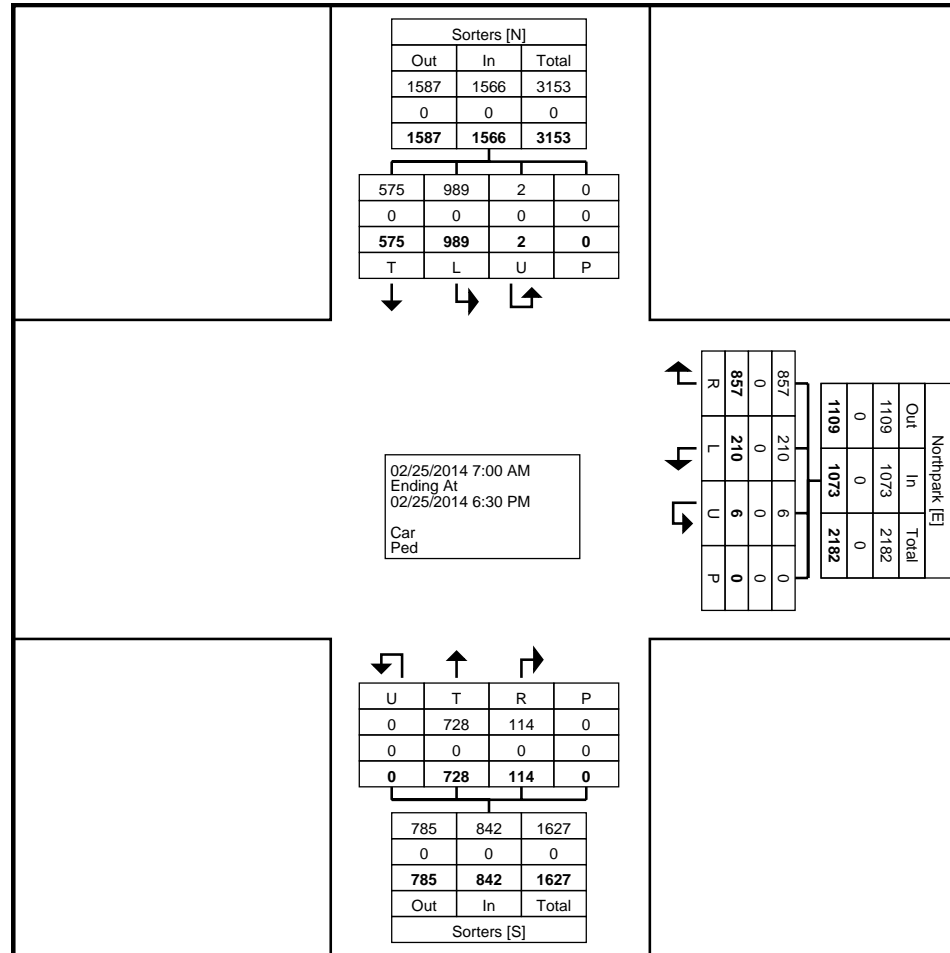




C. J. Hensch & Associates Inc.  
5215 Sycamore Ave.

Pasadena, Texas, United States 77503  
(281) 487-5417 denniscox@cjhensch.com

Count Name: Northpark Dr at Sorters McClellan Rd  
Site Code: added  
Start Date: 02/25/2014  
Page No: 2



Turning Movement Data Plot

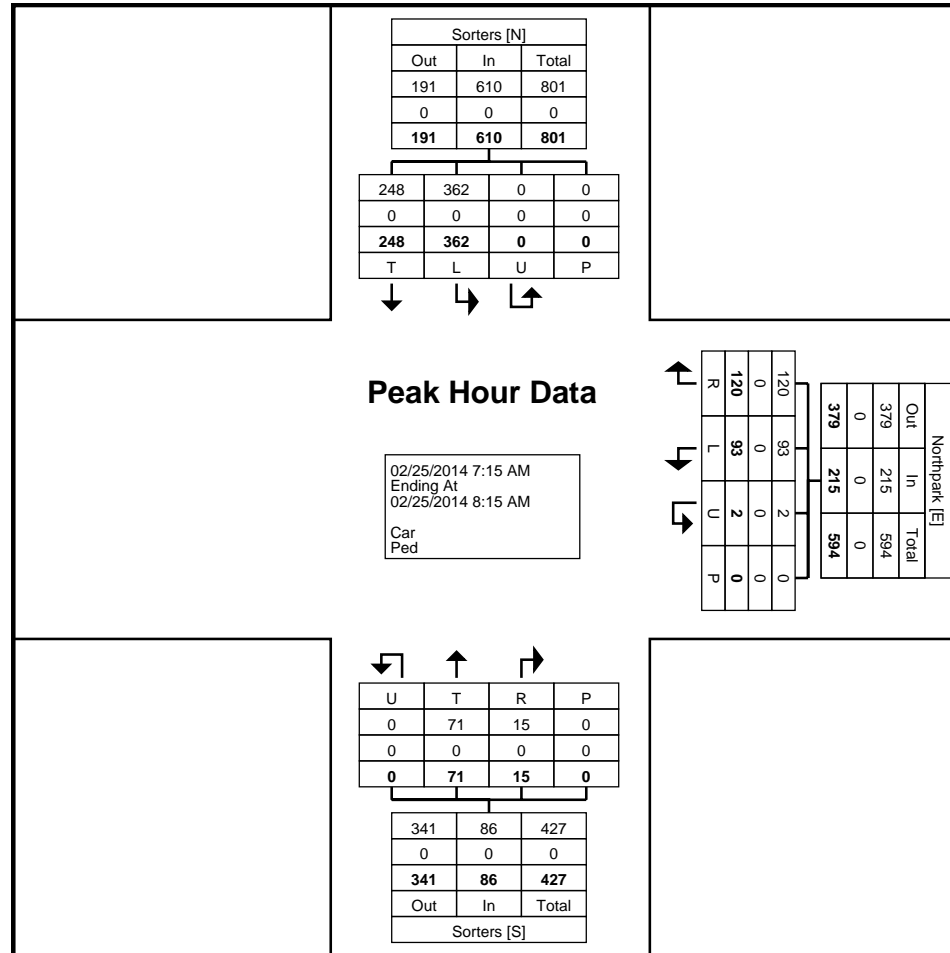




C. J. Hensch & Associates Inc.  
5215 Sycamore Ave.

Pasadena, Texas, United States 77503  
(281) 487-5417 denniscox@cjhensch.com

Count Name: Northpark Dr at Sorters McClellan Rd  
Site Code: added  
Start Date: 02/25/2014  
Page No: 4



Turning Movement Peak Hour Data Plot (7:15 AM)

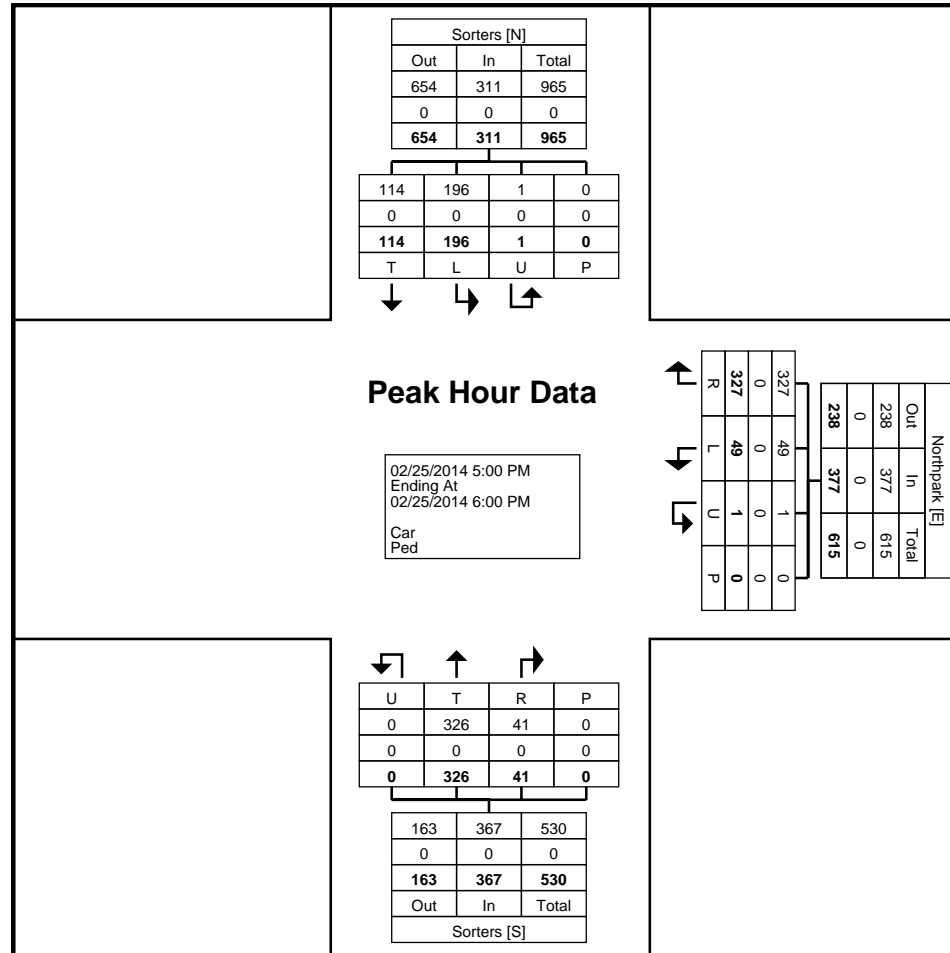




C. J. Hensch & Associates Inc.  
5215 Sycamore Ave.

Pasadena, Texas, United States 77503  
(281) 487-5417 denniscox@cjhensch.com

Count Name: Northpark Dr at Sorters McClellan Rd  
Site Code: added  
Start Date: 02/25/2014  
Page No: 6



Turning Movement Peak Hour Data Plot (5:00 PM)



C. J. Hensch & Associates Inc.  
5215 Sycamore Ave.

Pasadena, Texas, United States 77503  
(281) 487-5417 denniscox@cjhensch.com

Count Name: Northpark Dr at Sorters McClellan  
Rd  
Site Code: added  
Start Date: 02/25/2014  
Page No: 7

14-104

gundA



C. J. Hensch & Associates Inc.  
5215 Sycamore Ave.

Pasadena, Texas, United States 77503  
(281) 487-5417 denniscox@cjhensch.com

Count Name: Northpark Dr at US 59 SBFR  
Site Code: 11  
Start Date: 02/18/2014  
Page No: 1

### Turning Movement Data

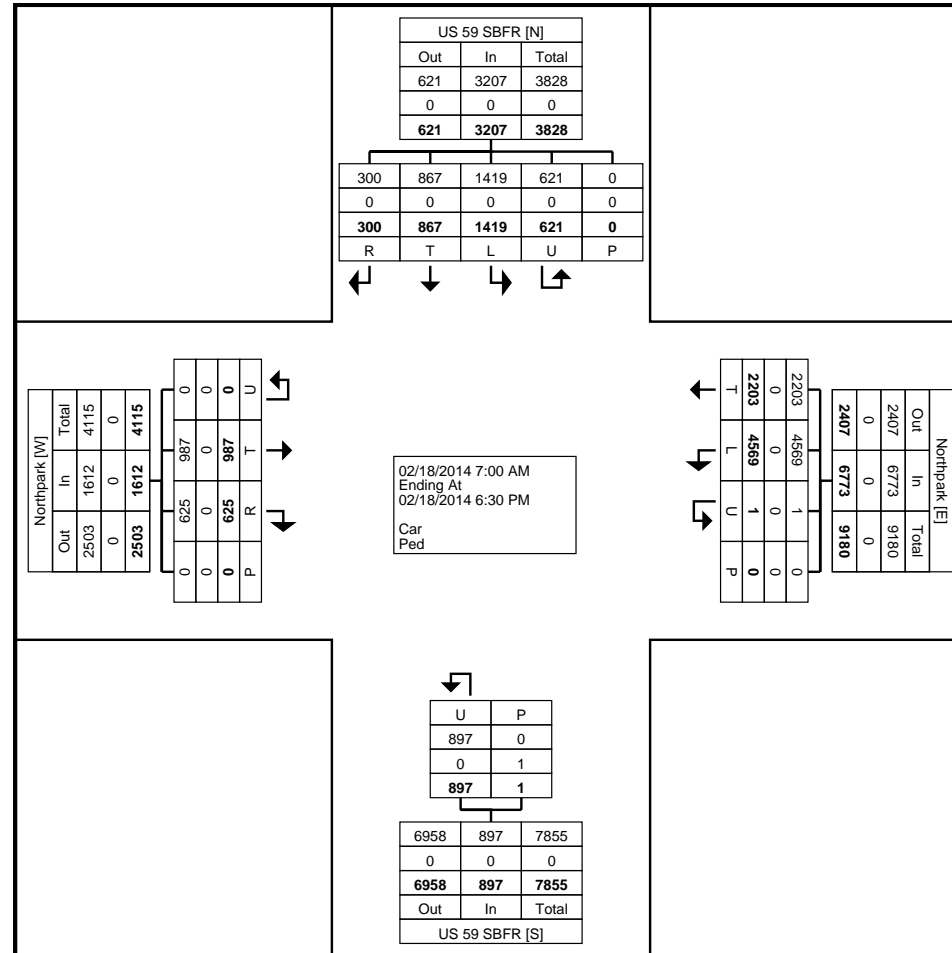
Start Time	US 59 SBFR Southbound						Northpark Westbound					US 59 SBFR Northbound			Northpark Eastbound					Int. Total
	Left	Thru	Right	U-Turn	Peds	App. Total	Left	Thru	U-Turn	Peds	App. Total	U-Turn	Peds	App. Total	Thru	Right	U-Turn	Peds	App. Total	
7:00 AM	71	73	18	36	0	198	371	38	0	0	409	57	0	57	54	48	0	0	102	766
7:15 AM	108	69	31	34	0	242	423	65	0	0	488	58	0	58	57	44	0	0	101	889
7:30 AM	112	86	29	44	0	271	433	73	0	0	506	66	0	66	46	58	0	0	104	947
7:45 AM	125	92	44	28	0	289	408	93	0	0	501	72	0	72	56	45	0	0	101	963
Hourly Total	416	320	122	142	0	1000	1635	269	0	0	1904	253	0	253	213	195	0	0	408	3565
8:00 AM	107	64	20	25	0	216	500	102	0	0	602	68	0	68	69	45	0	0	114	1000
8:15 AM	105	58	15	30	0	208	404	92	0	0	496	47	0	47	43	39	0	0	82	833
8:30 AM	69	69	16	24	0	178	334	73	0	0	407	40	0	40	54	38	0	0	92	717
8:45 AM	91	31	12	31	0	165	239	78	0	0	317	31	0	31	42	32	0	0	74	587
Hourly Total	372	222	63	110	0	767	1477	345	0	0	1822	186	0	186	208	154	0	0	362	3137
*** BREAK ***	-	-	-	-	-	-	-	-	-	-	-	-	-	-	-	-	-	-	-	-
4:30 PM	78	44	11	50	0	183	163	162	1	0	326	47	0	47	68	40	0	0	108	664
4:45 PM	83	41	12	47	0	183	144	179	0	0	323	53	0	53	63	38	0	0	101	660
Hourly Total	161	85	23	97	0	366	307	341	1	0	649	100	0	100	131	78	0	0	209	1324
5:00 PM	64	55	14	51	0	184	216	214	0	0	430	63	0	63	74	31	0	0	105	782
5:15 PM	90	43	10	52	0	195	180	233	0	0	413	62	0	62	93	33	0	0	126	796
5:30 PM	78	38	20	44	0	180	193	218	0	0	411	69	0	69	82	38	0	0	120	780
5:45 PM	84	36	17	41	0	178	187	210	0	0	397	60	1	60	55	29	0	0	84	719
Hourly Total	316	172	61	188	0	737	776	875	0	0	1651	254	1	254	304	131	0	0	435	3077
6:00 PM	77	31	18	43	0	169	188	203	0	0	391	54	0	54	58	23	0	0	81	695
6:15 PM	77	37	13	41	0	168	186	170	0	0	356	50	0	50	73	44	0	0	117	691
Grand Total	1419	867	300	621	0	3207	4569	2203	1	0	6773	897	1	897	987	625	0	0	1612	12489
Approach %	44.2	27.0	9.4	19.4	-	-	67.5	32.5	0.0	-	-	100.0	-	-	61.2	38.8	0.0	-	-	-
Total %	11.4	6.9	2.4	5.0	-	25.7	36.6	17.6	0.0	-	54.2	7.2	-	7.2	7.9	5.0	0.0	-	12.9	-
Car	1419	867	300	621	-	3207	4569	2203	1	-	6773	897	-	897	987	625	0	-	1612	12489
% Car	100.0	100.0	100.0	100.0	-	100.0	100.0	100.0	100.0	-	100.0	100.0	-	100.0	100.0	100.0	-	-	100.0	100.0
Ped	-	-	-	-	0	-	-	-	-	0	-	-	1	-	-	-	-	0	-	-
% Ped	-	-	-	-	-	-	-	-	-	-	-	-	100.0	-	-	-	-	-	-	-



C. J. Hensch & Associates Inc.  
5215 Sycamore Ave.

Pasadena, Texas, United States 77503  
(281) 487-5417 denniscox@cjhensch.com

Count Name: Northpark Dr at US 59 SBFR  
Site Code: 11  
Start Date: 02/18/2014  
Page No: 2



Turning Movement Data Plot



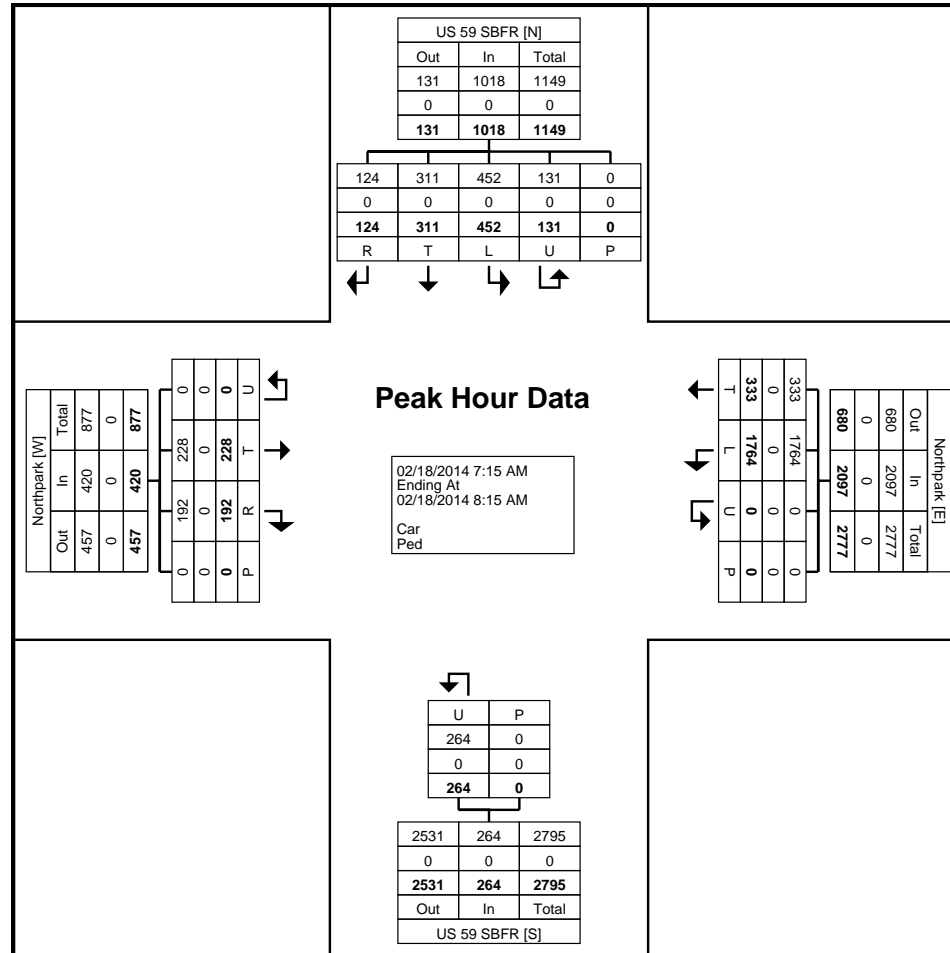




C. J. Hensch & Associates Inc.  
5215 Sycamore Ave.

Pasadena, Texas, United States 77503  
(281) 487-5417 denniscox@cjhensch.com

Count Name: Northpark Dr at US 59 SBFR  
Site Code: 11  
Start Date: 02/18/2014  
Page No: 4



Turning Movement Peak Hour Data Plot (7:15 AM)



C. J. Hensch & Associates Inc.  
5215 Sycamore Ave.

Pasadena, Texas, United States 77503  
(281) 487-5417 denniscox@cjhensch.com

Count Name: Northpark Dr at US 59 SBFR  
Site Code: 11  
Start Date: 02/18/2014  
Page No: 5

### Turning Movement Peak Hour Data (5:00 PM)

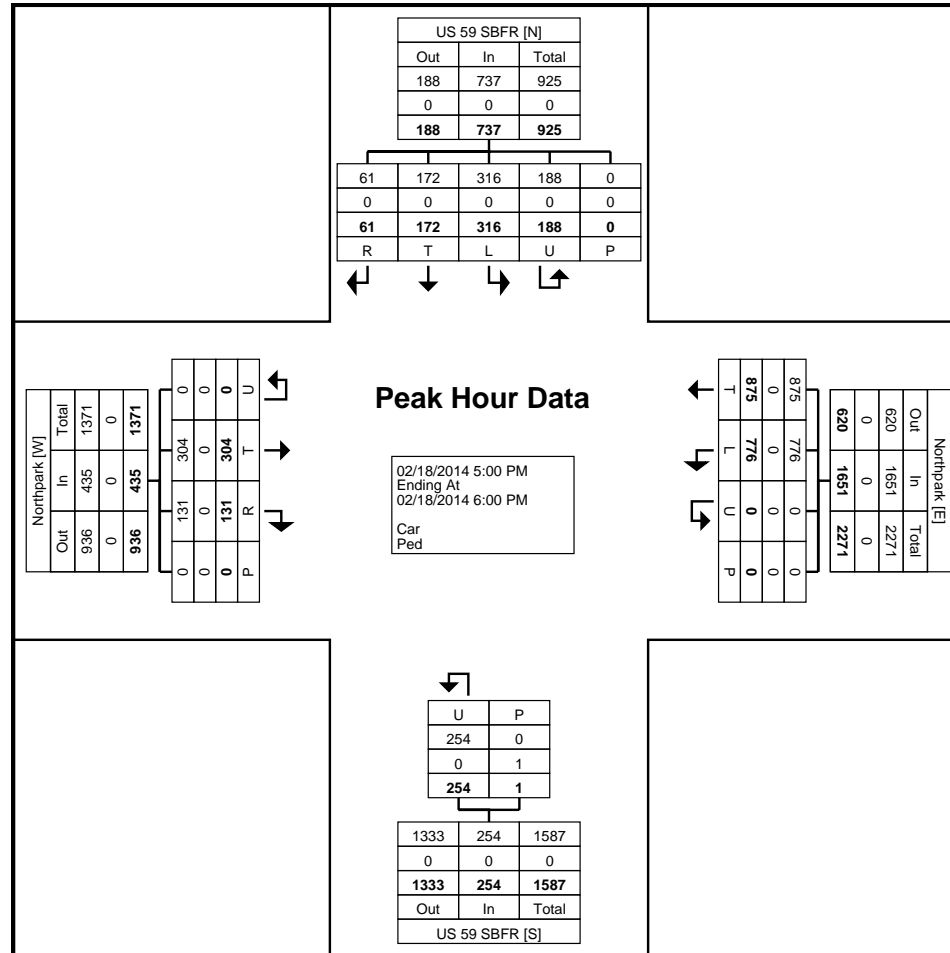
Start Time	US 59 SBFR Southbound						Northpark Westbound					US 59 SBFR Northbound			Northpark Eastbound					Int. Total
	Left	Thru	Right	U-Turn	Peds	App. Total	Left	Thru	U-Turn	Peds	App. Total	U-Turn	Peds	App. Total	Thru	Right	U-Turn	Peds	App. Total	
5:00 PM	64	55	14	51	0	184	216	214	0	0	430	63	0	63	74	31	0	0	105	782
5:15 PM	90	43	10	52	0	195	180	233	0	0	413	62	0	62	93	33	0	0	126	796
5:30 PM	78	38	20	44	0	180	193	218	0	0	411	69	0	69	82	38	0	0	120	780
5:45 PM	84	36	17	41	0	178	187	210	0	0	397	60	1	60	55	29	0	0	84	719
Total	316	172	61	188	0	737	776	875	0	0	1651	254	1	254	304	131	0	0	435	3077
Approach %	42.9	23.3	8.3	25.5	-	-	47.0	53.0	0.0	-	-	100.0	-	-	69.9	30.1	0.0	-	-	-
Total %	10.3	5.6	2.0	6.1	-	24.0	25.2	28.4	0.0	-	53.7	8.3	-	8.3	9.9	4.3	0.0	-	14.1	-
PHF	0.878	0.782	0.763	0.904	-	0.945	0.898	0.939	0.000	-	0.960	0.920	-	0.920	0.817	0.862	0.000	-	0.863	0.966
Car	316	172	61	188	-	737	776	875	0	-	1651	254	-	254	304	131	0	-	435	3077
% Car	100.0	100.0	100.0	100.0	-	100.0	100.0	100.0	-	-	100.0	100.0	-	100.0	100.0	100.0	-	-	100.0	100.0
Ped	-	-	-	-	0	-	-	-	-	0	-	-	1	-	-	-	-	0	-	-
% Ped	-	-	-	-	-	-	-	-	-	-	-	-	100.0	-	-	-	-	-	-	-



C. J. Hensch & Associates Inc.  
5215 Sycamore Ave.

Pasadena, Texas, United States 77503  
(281) 487-5417 denniscox@cjhensch.com

Count Name: Northpark Dr at US 59 SBFR  
Site Code: 11  
Start Date: 02/18/2014  
Page No: 6



Turning Movement Peak Hour Data Plot (5:00 PM)



C. J. Hensch & Associates Inc.  
5215 Sycamore Ave.

Pasadena, Texas, United States 77503  
(281) 487-5417 denniscox@cjhensch.com

Count Name: Northpark Dr at US 59 SBFR  
Site Code: 11  
Start Date: 02/18/2014  
Page No: 7

14-104

Gunda



C. J. Hensch & Associates Inc.  
5215 Sycamore Ave.

Pasadena, Texas, United States 77503  
(281) 487-5417 denniscox@cjhensch.com

Count Name: Northpark Dr at US 59 NBFR  
Site Code: 10  
Start Date: 02/18/2014  
Page No: 1

### Turning Movement Data

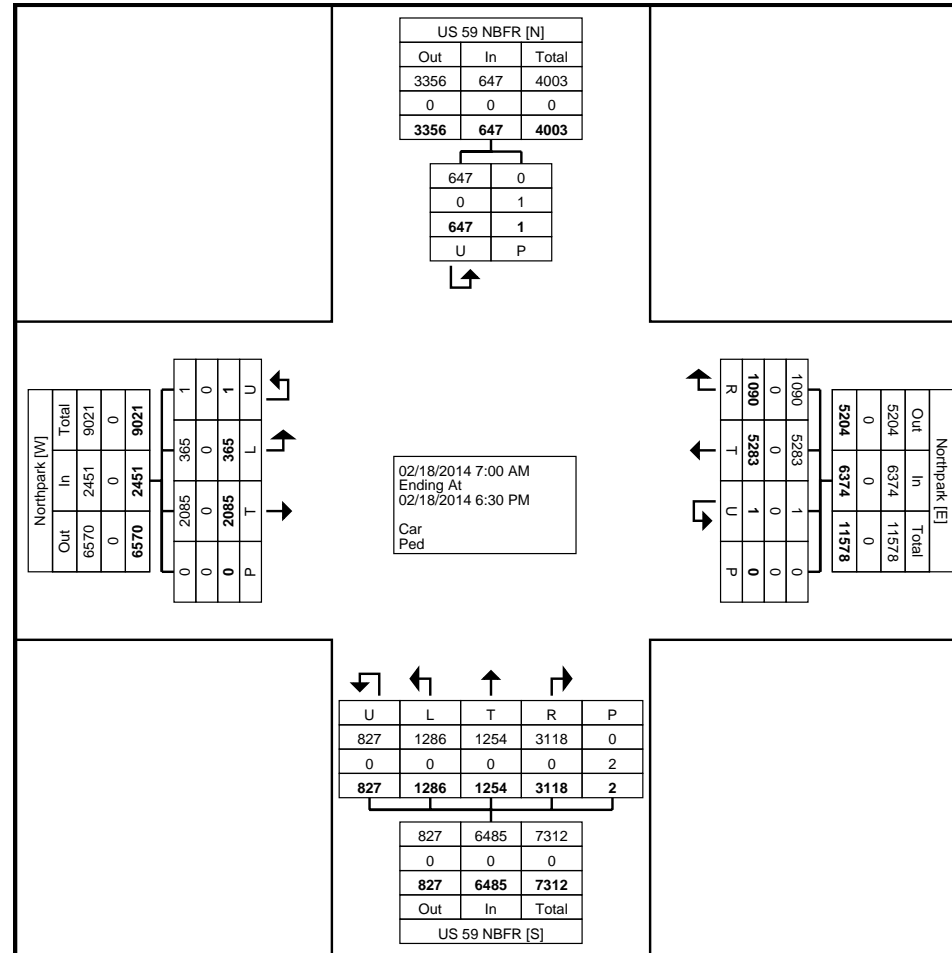
Start Time	US 59 NBFR Southbound			Northpark Westbound					US 59 NBFR Northbound					Northpark Eastbound					Int. Total	
	U-Turn	Peds	App. Total	Thru	Right	U-Turn	Peds	App. Total	Left	Thru	Right	U-Turn	Peds	App. Total	Left	Thru	U-Turn	Peds		App. Total
7:00 AM	40	0	40	414	58	0	0	472	22	42	89	49	0	202	16	107	0	0	123	837
7:15 AM	37	0	37	479	69	0	0	548	27	29	92	62	0	210	23	148	0	0	171	966
7:30 AM	43	0	43	447	51	0	0	498	36	20	106	58	0	220	13	144	1	0	158	919
7:45 AM	28	0	28	430	58	0	0	488	35	44	130	62	1	271	19	174	0	0	193	980
Hourly Total	148	0	148	1770	236	0	0	2006	120	135	417	231	1	903	71	573	1	0	645	3702
8:00 AM	28	0	28	467	48	0	0	515	47	33	106	51	0	237	16	151	0	0	167	947
8:15 AM	29	0	29	443	61	0	0	504	36	26	100	42	0	204	11	150	0	0	161	898
8:30 AM	31	0	31	332	54	0	0	386	35	32	92	38	0	197	19	107	0	0	126	740
8:45 AM	28	0	28	267	49	0	0	316	38	40	109	32	0	219	13	127	0	0	140	703
Hourly Total	116	0	116	1509	212	0	0	1721	156	131	407	163	0	857	59	535	0	0	594	3288
*** BREAK ***	-	-	-	-	-	-	-	-	-	-	-	-	-	-	-	-	-	-	-	-
4:30 PM	53	0	53	231	93	0	0	324	105	100	328	43	0	576	24	114	0	0	138	1091
4:45 PM	48	0	48	226	92	0	0	318	112	117	260	50	0	539	28	129	0	0	157	1062
Hourly Total	101	0	101	457	185	0	0	642	217	217	588	93	0	1115	52	243	0	0	295	2153
5:00 PM	52	0	52	299	84	0	0	383	133	141	290	63	0	627	31	109	0	0	140	1202
5:15 PM	55	0	55	247	76	1	0	324	149	131	309	62	0	651	47	132	0	0	179	1209
5:30 PM	47	0	47	262	66	0	0	328	142	137	265	66	1	610	39	129	0	0	168	1153
5:45 PM	42	1	42	253	78	0	0	331	129	132	251	55	0	567	24	125	0	0	149	1089
Hourly Total	196	1	196	1061	304	1	0	1366	553	541	1115	246	1	2455	141	495	0	0	636	4653
6:00 PM	43	0	43	244	73	0	0	317	138	126	305	51	0	620	28	101	0	0	129	1109
6:15 PM	43	0	43	242	80	0	0	322	102	104	286	43	0	535	14	138	0	0	152	1052
Grand Total	647	1	647	5283	1090	1	0	6374	1286	1254	3118	827	2	6485	365	2085	1	0	2451	15957
Approach %	100.0	-	-	82.9	17.1	0.0	-	-	19.8	19.3	48.1	12.8	-	-	14.9	85.1	0.0	-	-	-
Total %	4.1	-	4.1	33.1	6.8	0.0	-	39.9	8.1	7.9	19.5	5.2	-	40.6	2.3	13.1	0.0	-	15.4	-
Car	647	-	647	5283	1090	1	-	6374	1286	1254	3118	827	-	6485	365	2085	1	-	2451	15957
% Car	100.0	-	100.0	100.0	100.0	100.0	-	100.0	100.0	100.0	100.0	100.0	-	100.0	100.0	100.0	100.0	-	100.0	100.0
Ped	-	1	-	-	-	-	0	-	-	-	-	-	2	-	-	-	-	0	-	-
% Ped	-	100.0	-	-	-	-	-	-	-	-	-	-	100.0	-	-	-	-	-	-	-



C. J. Hensch & Associates Inc.  
5215 Sycamore Ave.

Pasadena, Texas, United States 77503  
(281) 487-5417 denniscox@cjhensch.com

Count Name: Northpark Dr at US 59 NBFR  
Site Code: 10  
Start Date: 02/18/2014  
Page No: 2



Turning Movement Data Plot



C. J. Hensch & Associates Inc.  
5215 Sycamore Ave.

Pasadena, Texas, United States 77503  
(281) 487-5417 denniscox@cjhensch.com

Count Name: Northpark Dr at US 59 NBFR  
Site Code: 10  
Start Date: 02/18/2014  
Page No: 3

### Turning Movement Peak Hour Data (7:15 AM)

Start Time	US 59 NBFR Southbound			Northpark Westbound					US 59 NBFR Northbound					Northpark Eastbound					Int. Total	
	U-Turn	Peds	App. Total	Thru	Right	U-Turn	Peds	App. Total	Left	Thru	Right	U-Turn	Peds	App. Total	Left	Thru	U-Turn	Peds		App. Total
7:15 AM	37	0	37	479	69	0	0	548	27	29	92	62	0	210	23	148	0	0	171	966
7:30 AM	43	0	43	447	51	0	0	498	36	20	106	58	0	220	13	144	1	0	158	919
7:45 AM	28	0	28	430	58	0	0	488	35	44	130	62	1	271	19	174	0	0	193	980
8:00 AM	28	0	28	467	48	0	0	515	47	33	106	51	0	237	16	151	0	0	167	947
Total	136	0	136	1823	226	0	0	2049	145	126	434	233	1	938	71	617	1	0	689	3812
Approach %	100.0	-	-	89.0	11.0	0.0	-	-	15.5	13.4	46.3	24.8	-	-	10.3	89.6	0.1	-	-	-
Total %	3.6	-	3.6	47.8	5.9	0.0	-	53.8	3.8	3.3	11.4	6.1	-	24.6	1.9	16.2	0.0	-	18.1	-
PHF	0.791	-	0.791	0.951	0.819	0.000	-	0.935	0.771	0.716	0.835	0.940	-	0.865	0.772	0.886	0.250	-	0.892	0.972
Car	136	-	136	1823	226	0	-	2049	145	126	434	233	-	938	71	617	1	-	689	3812
% Car	100.0	-	100.0	100.0	100.0	-	-	100.0	100.0	100.0	100.0	100.0	-	100.0	100.0	100.0	100.0	-	100.0	100.0
Ped	-	0	-	-	-	-	0	-	-	-	-	-	1	-	-	-	-	0	-	-
% Ped	-	-	-	-	-	-	-	-	-	-	-	-	100.0	-	-	-	-	-	-	-

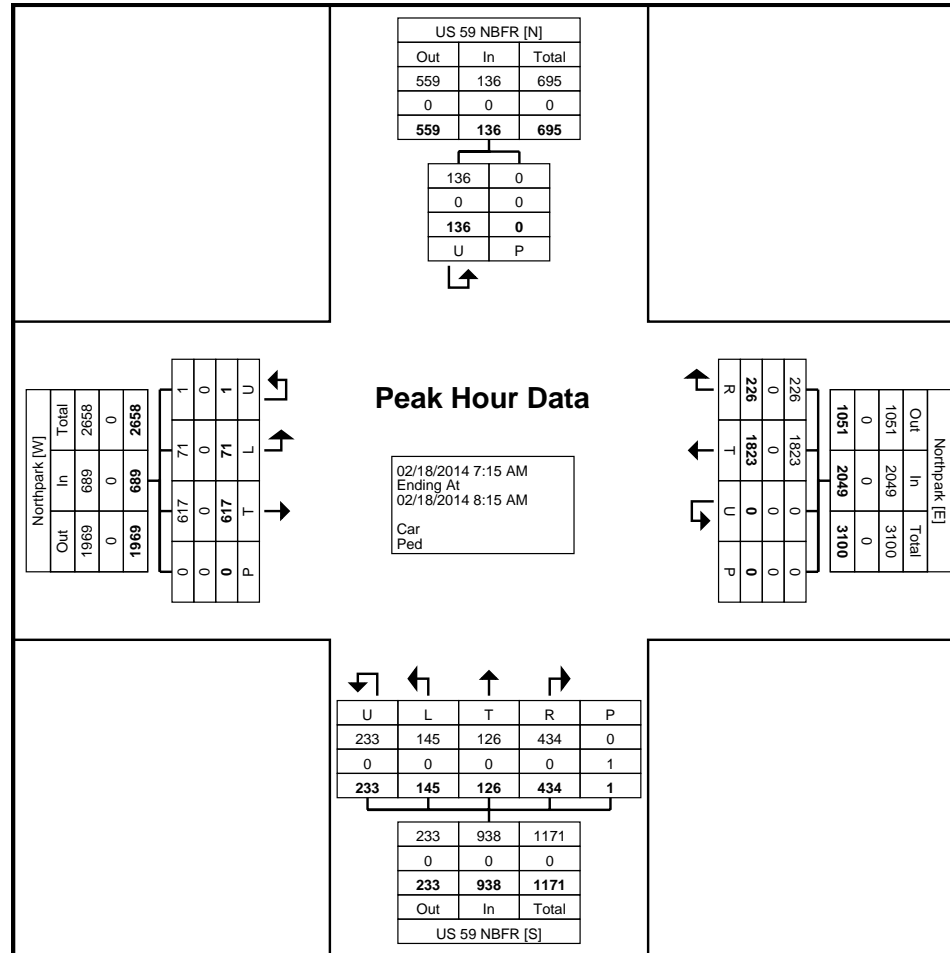




C. J. Hensch & Associates Inc.  
5215 Sycamore Ave.

Pasadena, Texas, United States 77503  
(281) 487-5417 denniscox@cjhensch.com

Count Name: Northpark Dr at US 59 NBFR  
Site Code: 10  
Start Date: 02/18/2014  
Page No: 4



Turning Movement Peak Hour Data Plot (7:15 AM)



C. J. Hensch & Associates Inc.  
5215 Sycamore Ave.

Pasadena, Texas, United States 77503  
(281) 487-5417 denniscox@cjhensch.com

Count Name: Northpark Dr at US 59 NBFR  
Site Code: 10  
Start Date: 02/18/2014  
Page No: 5

### Turning Movement Peak Hour Data (5:00 PM)

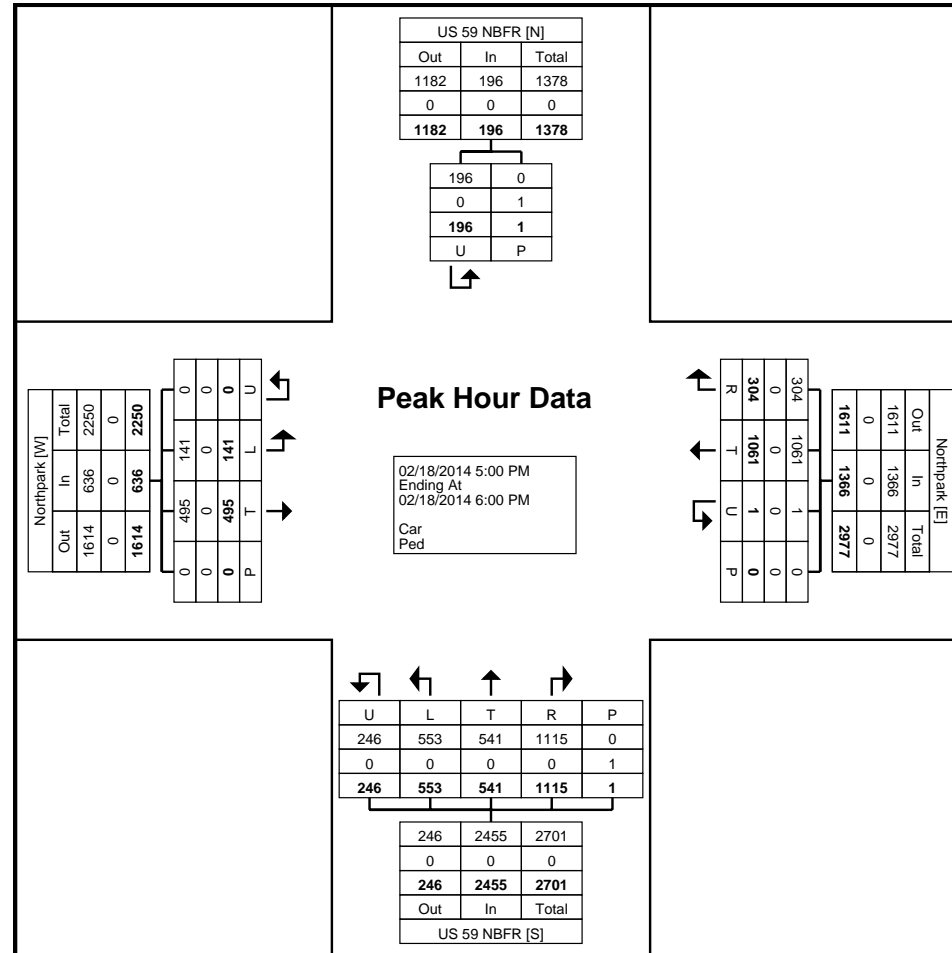
Start Time	US 59 NBFR Southbound			Northpark Westbound					US 59 NBFR Northbound					Northpark Eastbound					Int. Total	
	U-Turn	Peds	App. Total	Thru	Right	U-Turn	Peds	App. Total	Left	Thru	Right	U-Turn	Peds	App. Total	Left	Thru	U-Turn	Peds		App. Total
5:00 PM	52	0	52	299	84	0	0	383	133	141	290	63	0	627	31	109	0	0	140	1202
5:15 PM	55	0	55	247	76	1	0	324	149	131	309	62	0	651	47	132	0	0	179	1209
5:30 PM	47	0	47	262	66	0	0	328	142	137	265	66	1	610	39	129	0	0	168	1153
5:45 PM	42	1	42	253	78	0	0	331	129	132	251	55	0	567	24	125	0	0	149	1089
Total	196	1	196	1061	304	1	0	1366	553	541	1115	246	1	2455	141	495	0	0	636	4653
Approach %	100.0	-	-	77.7	22.3	0.1	-	-	22.5	22.0	45.4	10.0	-	-	22.2	77.8	0.0	-	-	-
Total %	4.2	-	4.2	22.8	6.5	0.0	-	29.4	11.9	11.6	24.0	5.3	-	52.8	3.0	10.6	0.0	-	13.7	-
PHF	0.891	-	0.891	0.887	0.905	0.250	-	0.892	0.928	0.959	0.902	0.932	-	0.943	0.750	0.938	0.000	-	0.888	0.962
Car	196	-	196	1061	304	1	-	1366	553	541	1115	246	-	2455	141	495	0	-	636	4653
% Car	100.0	-	100.0	100.0	100.0	100.0	-	100.0	100.0	100.0	100.0	100.0	-	100.0	100.0	100.0	-	-	100.0	100.0
Ped	-	1	-	-	-	-	0	-	-	-	-	-	1	-	-	-	-	0	-	-
% Ped	-	100.0	-	-	-	-	-	-	-	-	-	-	100.0	-	-	-	-	-	-	-



C. J. Hensch & Associates Inc.  
5215 Sycamore Ave.

Pasadena, Texas, United States 77503  
(281) 487-5417 denniscox@cjhensch.com

Count Name: Northpark Dr at US 59 NBFR  
Site Code: 10  
Start Date: 02/18/2014  
Page No: 6



Turning Movement Peak Hour Data Plot (5:00 PM)



C. J. Hensch & Associates Inc.  
5215 Sycamore Ave.

Pasadena, Texas, United States 77503  
(281) 487-5417 denniscox@cjhensch.com

Count Name: Northpark Dr at US 59 NBFR  
Site Code: 10  
Start Date: 02/18/2014  
Page No: 7

14-104

gunda



C. J. Hensch & Associates Inc.  
 5215 Sycamore Ave.  
 Pasadena, Texas, United States 77503  
 (281) 487-5417 denniscox@cjhensch.com

Count Name: SB Lake Houston Pkwy at Rustic  
 Woods Dr  
 Site Code: 18b  
 Start Date: 02/25/2014  
 Page No: 1

### Turning Movement Data

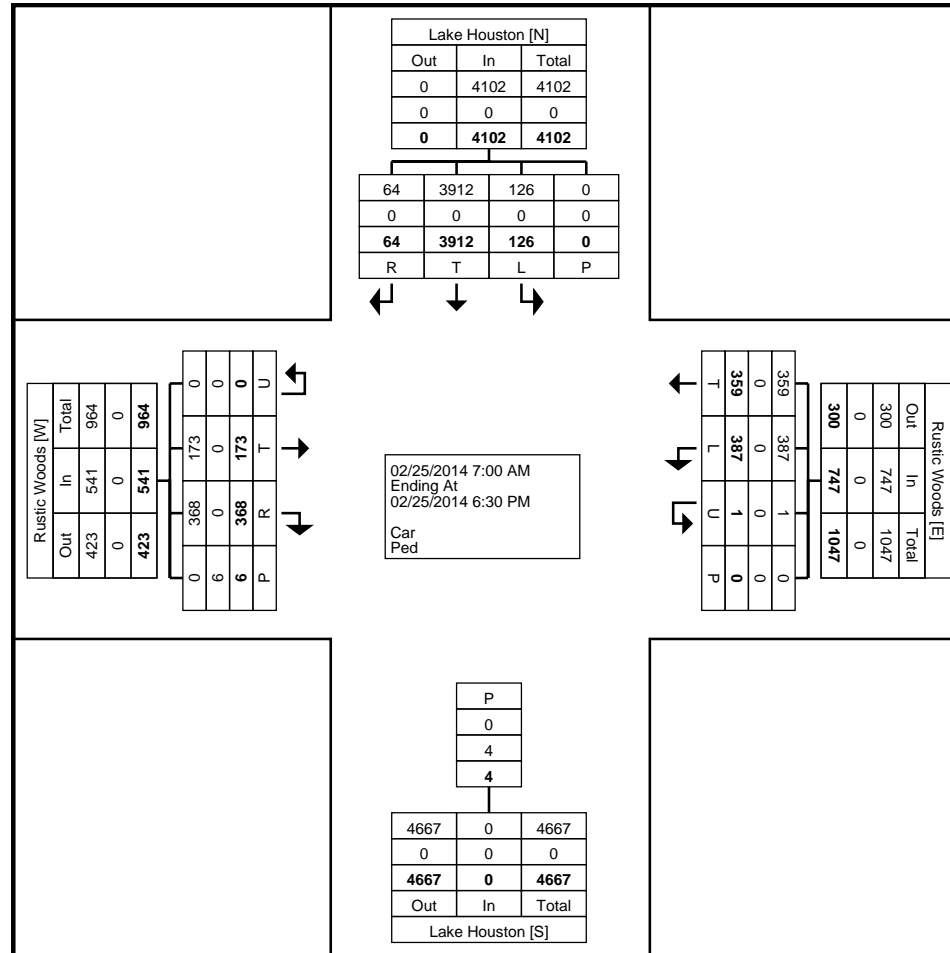
Start Time	Lake Houston Southbound					Rustic Woods Westbound					Lake Houston Northbound		Rustic Woods Eastbound					Int. Total
	Left	Thru	Right	Peds	App. Total	Left	Thru	U-Turn	Peds	App. Total	Peds	App. Total	Thru	Right	U-Turn	Peds	App. Total	
7:00 AM	5	269	7	0	281	46	27	0	0	73	0	0	2	27	0	0	29	383
7:15 AM	9	213	0	0	222	13	17	0	0	30	0	0	5	14	0	0	19	271
7:30 AM	6	270	0	0	276	29	21	0	0	50	0	0	7	24	0	0	31	357
7:45 AM	4	296	4	0	304	27	37	0	0	64	0	0	14	36	0	0	50	418
Hourly Total	24	1048	11	0	1083	115	102	0	0	217	0	0	28	101	0	0	129	1429
8:00 AM	1	281	4	0	286	42	23	0	0	65	0	0	11	37	0	1	48	399
8:15 AM	4	246	4	0	254	15	11	0	0	26	0	0	10	37	0	0	47	327
8:30 AM	3	165	3	0	171	8	14	0	0	22	0	0	6	24	0	1	30	223
8:45 AM	4	211	2	0	217	19	12	0	0	31	0	0	3	20	0	0	23	271
Hourly Total	12	903	13	0	928	84	60	0	0	144	0	0	30	118	0	2	148	1220
*** BREAK ***	-	-	-	-	-	-	-	-	-	-	-	-	-	-	-	-	-	-
4:30 PM	12	286	4	0	302	30	27	0	0	57	0	0	21	22	0	0	43	402
4:45 PM	14	250	9	0	273	28	28	0	0	56	1	0	21	33	0	2	54	383
Hourly Total	26	536	13	0	575	58	55	0	0	113	1	0	42	55	0	2	97	785
5:00 PM	15	273	5	0	293	26	31	0	0	57	0	0	10	18	0	0	28	378
5:15 PM	12	252	5	0	269	15	26	1	0	42	1	0	7	16	0	2	23	334
5:30 PM	8	218	5	0	231	36	31	0	0	67	1	0	22	18	0	0	40	338
5:45 PM	11	241	6	0	258	20	14	0	0	34	0	0	15	15	0	0	30	322
Hourly Total	46	984	21	0	1051	97	102	1	0	200	2	0	54	67	0	2	121	1372
6:00 PM	6	219	4	0	229	21	19	0	0	40	0	0	10	15	0	0	25	294
6:15 PM	12	222	2	0	236	12	21	0	0	33	1	0	9	12	0	0	21	290
Grand Total	126	3912	64	0	4102	387	359	1	0	747	4	0	173	368	0	6	541	5390
Approach %	3.1	95.4	1.6	-	-	51.8	48.1	0.1	-	-	-	-	32.0	68.0	0.0	-	-	-
Total %	2.3	72.6	1.2	-	76.1	7.2	6.7	0.0	-	13.9	-	0.0	3.2	6.8	0.0	-	10.0	-
Car	126	3912	64	-	4102	387	359	1	-	747	-	0	173	368	0	-	541	5390
% Car	100.0	100.0	100.0	-	100.0	100.0	100.0	100.0	-	100.0	-	-	100.0	100.0	-	-	100.0	100.0
Ped	-	-	-	0	-	-	-	-	0	-	4	-	-	-	-	6	-	-
% Ped	-	-	-	-	-	-	-	-	-	-	100.0	-	-	-	-	100.0	-	-



C. J. Hensch & Associates Inc.  
5215 Sycamore Ave.

Pasadena, Texas, United States 77503  
(281) 487-5417 denniscox@cjhensch.com

Count Name: SB Lake Houston Pkwy at Rustic Woods Dr  
Site Code: 18b  
Start Date: 02/25/2014  
Page No: 2



Turning Movement Data Plot



C. J. Hensch & Associates Inc.  
5215 Sycamore Ave.

Pasadena, Texas, United States 77503  
(281) 487-5417 denniscox@cjhensch.com

Count Name: SB Lake Houston Pkwy at Rustic  
Woods Dr  
Site Code: 18b  
Start Date: 02/25/2014  
Page No: 3

### Turning Movement Peak Hour Data (7:30 AM)

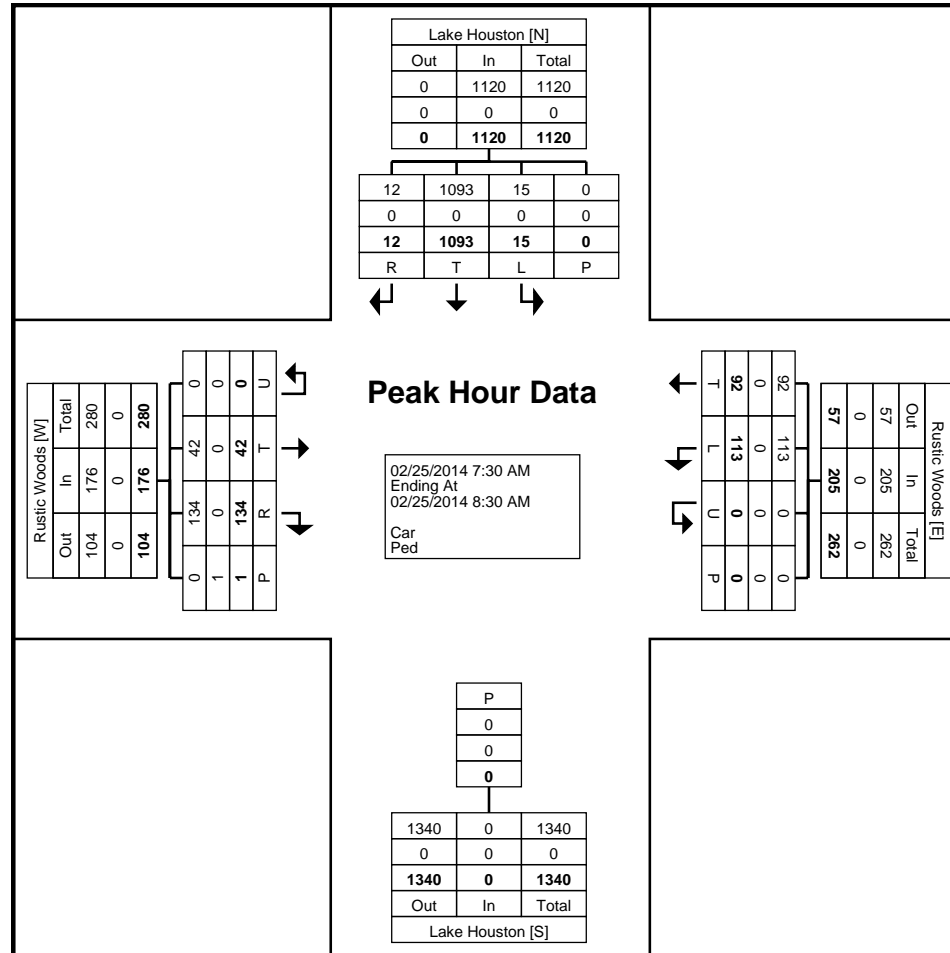
Start Time	Lake Houston Southbound					Rustic Woods Westbound					Lake Houston Northbound		Rustic Woods Eastbound					Int. Total
	Left	Thru	Right	Peds	App. Total	Left	Thru	U-Turn	Peds	App. Total	Peds	App. Total	Thru	Right	U-Turn	Peds	App. Total	
7:30 AM	6	270	0	0	276	29	21	0	0	50	0	0	7	24	0	0	31	357
7:45 AM	4	296	4	0	304	27	37	0	0	64	0	0	14	36	0	0	50	418
8:00 AM	1	281	4	0	286	42	23	0	0	65	0	0	11	37	0	1	48	399
8:15 AM	4	246	4	0	254	15	11	0	0	26	0	0	10	37	0	0	47	327
Total	15	1093	12	0	1120	113	92	0	0	205	0	0	42	134	0	1	176	1501
Approach %	1.3	97.6	1.1	-	-	55.1	44.9	0.0	-	-	-	-	23.9	76.1	0.0	-	-	-
Total %	1.0	72.8	0.8	-	74.6	7.5	6.1	0.0	-	13.7	-	0.0	2.8	8.9	0.0	-	11.7	-
PHF	0.625	0.923	0.750	-	0.921	0.673	0.622	0.000	-	0.788	-	0.000	0.750	0.905	0.000	-	0.880	0.898
Car	15	1093	12	-	1120	113	92	0	-	205	-	0	42	134	0	-	176	1501
% Car	100.0	100.0	100.0	-	100.0	100.0	100.0	-	-	100.0	-	-	100.0	100.0	-	-	100.0	100.0
Ped	-	-	-	0	-	-	-	-	0	-	0	-	-	-	-	1	-	-
% Ped	-	-	-	-	-	-	-	-	-	-	-	-	-	-	-	100.0	-	-



C. J. Hensch & Associates Inc.  
5215 Sycamore Ave.

Pasadena, Texas, United States 77503  
(281) 487-5417 denniscox@cjhensch.com

Count Name: SB Lake Houston Pkwy at Rustic  
Woods Dr  
Site Code: 18b  
Start Date: 02/25/2014  
Page No: 4



Turning Movement Peak Hour Data Plot (7:30 AM)





C. J. Hensch & Associates Inc.  
5215 Sycamore Ave.

Pasadena, Texas, United States 77503  
(281) 487-5417 denniscox@cjhensch.com

Count Name: SB Lake Houston Pkwy at Rustic Woods Dr  
Site Code: 18b  
Start Date: 02/25/2014  
Page No: 5

### Turning Movement Peak Hour Data (4:30 PM)

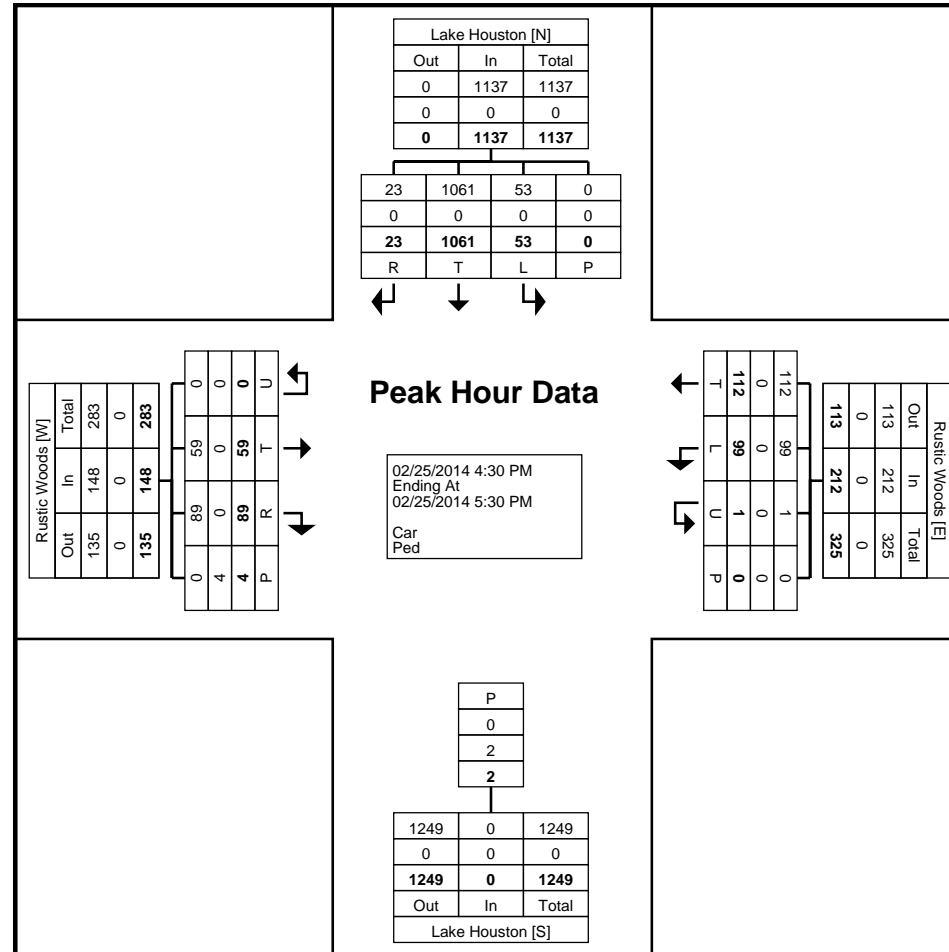
Start Time	Lake Houston Southbound					Rustic Woods Westbound					Lake Houston Northbound		Rustic Woods Eastbound					Int. Total
	Left	Thru	Right	Peds	App. Total	Left	Thru	U-Turn	Peds	App. Total	Peds	App. Total	Thru	Right	U-Turn	Peds	App. Total	
4:30 PM	12	286	4	0	302	30	27	0	0	57	0	0	21	22	0	0	43	402
4:45 PM	14	250	9	0	273	28	28	0	0	56	1	0	21	33	0	2	54	383
5:00 PM	15	273	5	0	293	26	31	0	0	57	0	0	10	18	0	0	28	378
5:15 PM	12	252	5	0	269	15	26	1	0	42	1	0	7	16	0	2	23	334
Total	53	1061	23	0	1137	99	112	1	0	212	2	0	59	89	0	4	148	1497
Approach %	4.7	93.3	2.0	-	-	46.7	52.8	0.5	-	-	-	-	39.9	60.1	0.0	-	-	-
Total %	3.5	70.9	1.5	-	76.0	6.6	7.5	0.1	-	14.2	-	0.0	3.9	5.9	0.0	-	9.9	-
PHF	0.883	0.927	0.639	-	0.941	0.825	0.903	0.250	-	0.930	-	0.000	0.702	0.674	0.000	-	0.685	0.931
Car	53	1061	23	-	1137	99	112	1	-	212	-	0	59	89	0	-	148	1497
% Car	100.0	100.0	100.0	-	100.0	100.0	100.0	100.0	-	100.0	-	-	100.0	100.0	-	-	100.0	100.0
Ped	-	-	-	0	-	-	-	-	0	-	2	-	-	-	-	4	-	-
% Ped	-	-	-	-	-	-	-	-	-	-	100.0	-	-	-	-	100.0	-	-



C. J. Hensch & Associates Inc.  
5215 Sycamore Ave.

Pasadena, Texas, United States 77503  
(281) 487-5417 denniscox@cjhensch.com

Count Name: SB Lake Houston Pkwy at Rustic  
Woods Dr  
Site Code: 18b  
Start Date: 02/25/2014  
Page No: 6



Turning Movement Peak Hour Data Plot (4:30 PM)



C. J. Hensch & Associates Inc.  
5215 Sycamore Ave.

Pasadena, Texas, United States 77503  
(281) 487-5417 denniscox@cjhensch.com

Count Name: SB Lake Houston Pkwy at Rustic  
Woods Dr  
Site Code: 18b  
Start Date: 02/25/2014  
Page No: 7

14-104

gunda

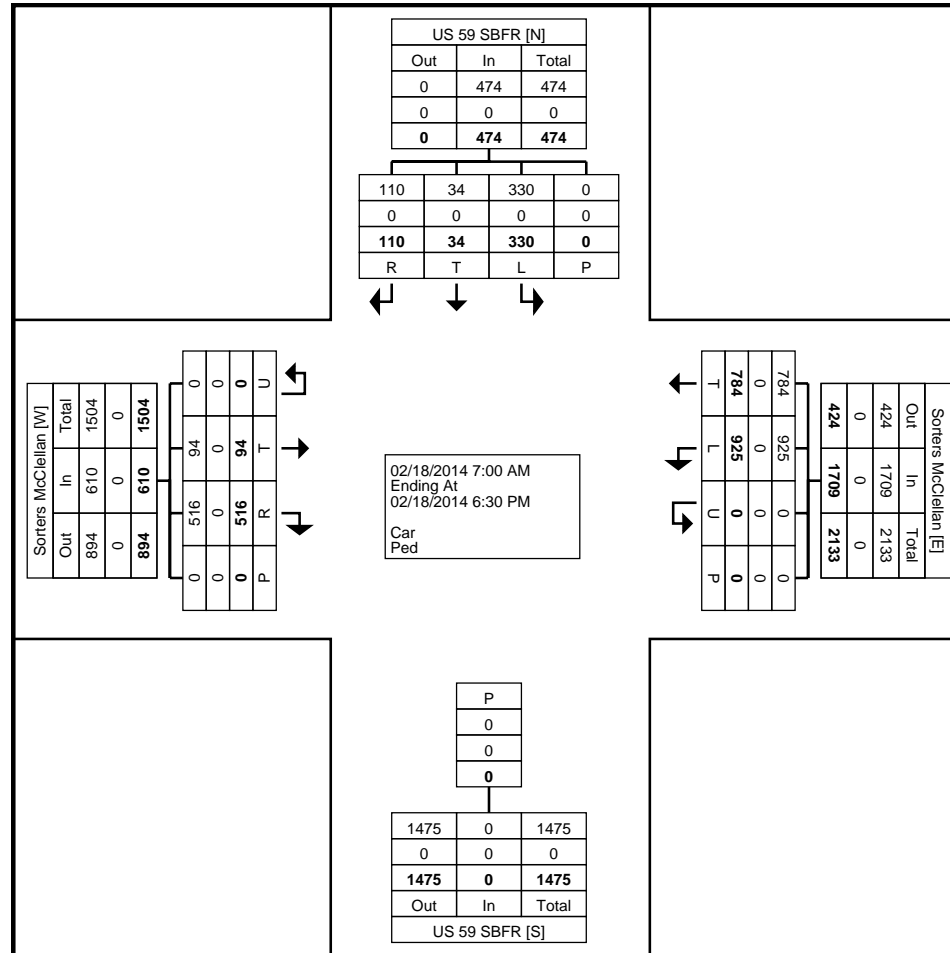




C. J. Hensch & Associates Inc.  
5215 Sycamore Ave.

Pasadena, Texas, United States 77503  
(281) 487-5417 denniscox@cjhensch.com

Count Name: US 59 SBFR at Sorters McClellan Rd  
Site Code: 21  
Start Date: 02/18/2014  
Page No: 2



Turning Movement Data Plot

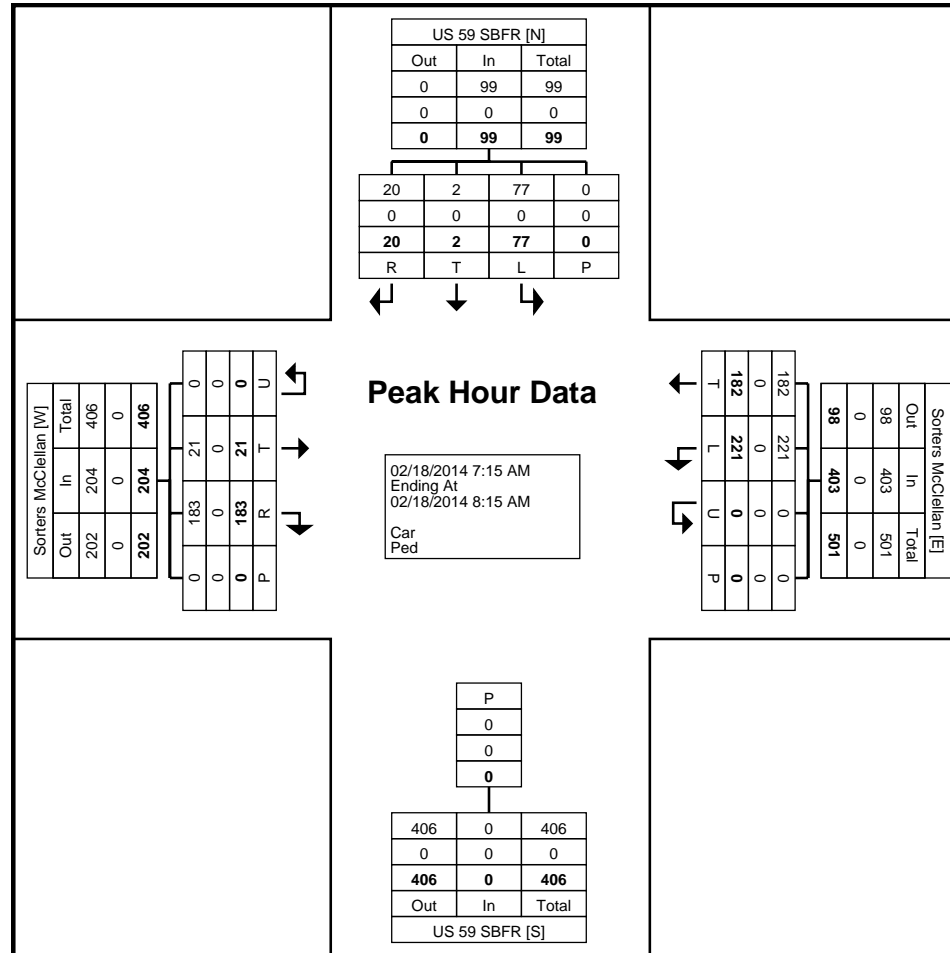




C. J. Hensch & Associates Inc.  
5215 Sycamore Ave.

Pasadena, Texas, United States 77503  
(281) 487-5417 denniscox@cjhensch.com

Count Name: US 59 SBFR at Sorters McClellan Rd  
Site Code: 21  
Start Date: 02/18/2014  
Page No: 4



Turning Movement Peak Hour Data Plot (7:15 AM)



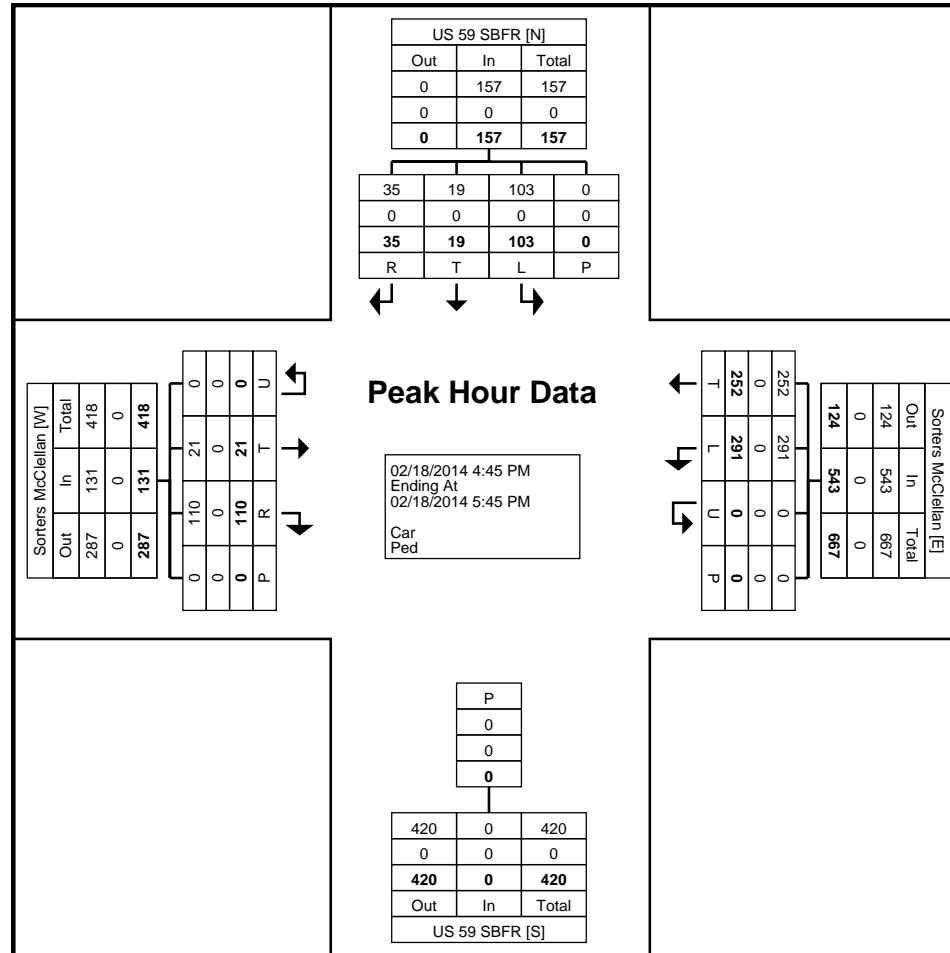




C. J. Hensch & Associates Inc.  
5215 Sycamore Ave.

Pasadena, Texas, United States 77503  
(281) 487-5417 denniscox@cjhensch.com

Count Name: US 59 SBFR at Sorters McClellan Rd  
Site Code: 21  
Start Date: 02/18/2014  
Page No: 6



Turning Movement Peak Hour Data Plot (4:45 PM)



C. J. Hensch & Associates Inc.  
5215 Sycamore Ave.

Pasadena, Texas, United States 77503  
(281) 487-5417 denniscox@cjhensch.com

Count Name: US 59 SBFR at Sorters McClellan  
Rd  
Site Code: 21  
Start Date: 02/18/2014  
Page No: 7

14-104

gunda



C. J. Hensch & Associates Inc.  
5215 Sycamore Ave.

Pasadena, Texas, United States 77503  
(281) 487-5417 denniscox@cjhensch.com

Count Name: WB Northpark at Hidden Pines/  
Woodridge (TUES)  
Site Code: 0  
Start Date: 02/18/2014  
Page No: 1

### Turning Movement Data

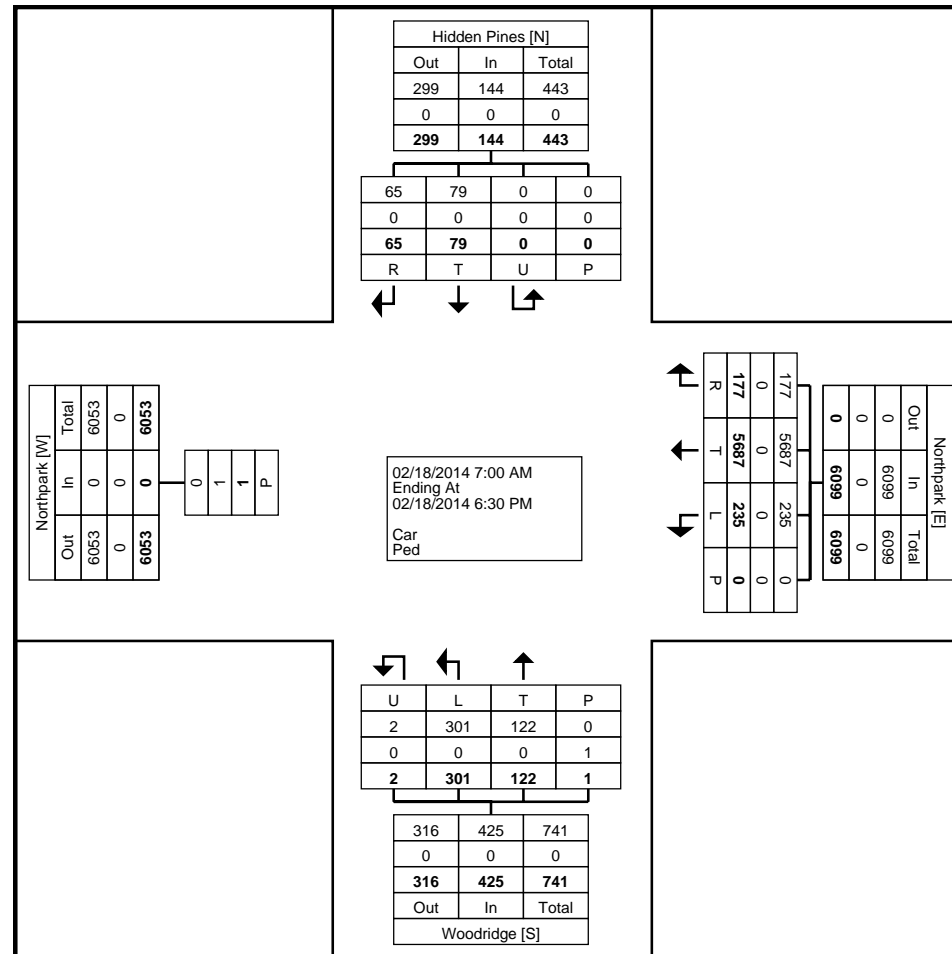
Start Time	Hidden Pines Southbound					Northpark Westbound					Woodridge Northbound					Northpark Eastbound		Int. Total
	Thru	Right	U-Turn	Peds	App. Total	Left	Thru	Right	Peds	App. Total	Left	Thru	U-Turn	Peds	App. Total	Peds	App. Total	
7:00 AM	3	3	0	0	6	21	461	5	0	487	29	8	0	1	37	0	0	530
7:15 AM	2	2	0	0	4	22	482	6	0	510	34	6	0	0	40	0	0	554
7:30 AM	3	4	0	0	7	10	473	14	0	497	39	12	0	0	51	0	0	555
7:45 AM	2	1	0	0	3	29	459	24	0	512	20	14	0	0	34	0	0	549
Hourly Total	10	10	0	0	20	82	1875	49	0	2006	122	40	0	1	162	0	0	2188
8:00 AM	9	2	0	0	11	15	436	20	0	471	22	19	0	0	41	0	0	523
8:15 AM	3	4	0	0	7	9	361	42	0	412	14	13	0	0	27	1	0	446
8:30 AM	6	1	0	0	7	4	332	18	0	354	16	11	0	0	27	0	0	388
8:45 AM	4	6	0	0	10	6	334	7	0	347	15	5	0	0	20	0	0	377
Hourly Total	22	13	0	0	35	34	1463	87	0	1584	67	48	0	0	115	1	0	1734
*** BREAK ***	-	-	-	-	-	-	-	-	-	-	-	-	-	-	-	-	-	-
4:30 PM	3	3	0	0	6	14	274	5	0	293	17	4	0	0	21	0	0	320
4:45 PM	9	4	0	0	13	14	289	3	0	306	17	6	0	0	23	0	0	342
Hourly Total	12	7	0	0	19	28	563	8	0	599	34	10	0	0	44	0	0	662
5:00 PM	10	5	0	0	15	8	313	11	0	332	16	4	0	0	20	0	0	367
5:15 PM	5	7	0	0	12	20	298	6	0	324	5	3	1	0	9	0	0	345
5:30 PM	6	8	0	0	14	26	305	2	0	333	12	5	1	0	18	0	0	365
5:45 PM	6	1	0	0	7	18	294	6	0	318	14	3	0	0	17	0	0	342
Hourly Total	27	21	0	0	48	72	1210	25	0	1307	47	15	2	0	64	0	0	1419
6:00 PM	5	9	0	0	14	10	270	2	0	282	19	5	0	0	24	0	0	320
6:15 PM	3	5	0	0	8	9	306	6	0	321	12	4	0	0	16	0	0	345
Grand Total	79	65	0	0	144	235	5687	177	0	6099	301	122	2	1	425	1	0	6668
Approach %	54.9	45.1	0.0	-	-	3.9	93.2	2.9	-	-	70.8	28.7	0.5	-	-	-	-	-
Total %	1.2	1.0	0.0	-	2.2	3.5	85.3	2.7	-	91.5	4.5	1.8	0.0	-	6.4	-	0.0	-
Car	79	65	0	-	144	235	5687	177	-	6099	301	122	2	-	425	-	0	6668
% Car	100.0	100.0	-	-	100.0	100.0	100.0	100.0	-	100.0	100.0	100.0	100.0	-	100.0	-	-	100.0
Ped	-	-	-	0	-	-	-	-	0	-	-	-	-	1	-	1	-	-
% Ped	-	-	-	-	-	-	-	-	-	-	-	-	-	100.0	-	100.0	-	-



C. J. Hensch & Associates Inc.  
5215 Sycamore Ave.

Pasadena, Texas, United States 77503  
(281) 487-5417 denniscox@cjhensch.com

Count Name: WB Northpark at Hidden Pines/  
Woodridge (TUES)  
Site Code: 0  
Start Date: 02/18/2014  
Page No: 2



Turning Movement Data Plot



C. J. Hensch & Associates Inc.  
5215 Sycamore Ave.

Pasadena, Texas, United States 77503  
(281) 487-5417 denniscox@cjhensch.com

Count Name: WB Northpark at Hidden Pines/  
Woodridge (TUES)  
Site Code: 0  
Start Date: 02/18/2014  
Page No: 3

### Turning Movement Peak Hour Data (7:00 AM)

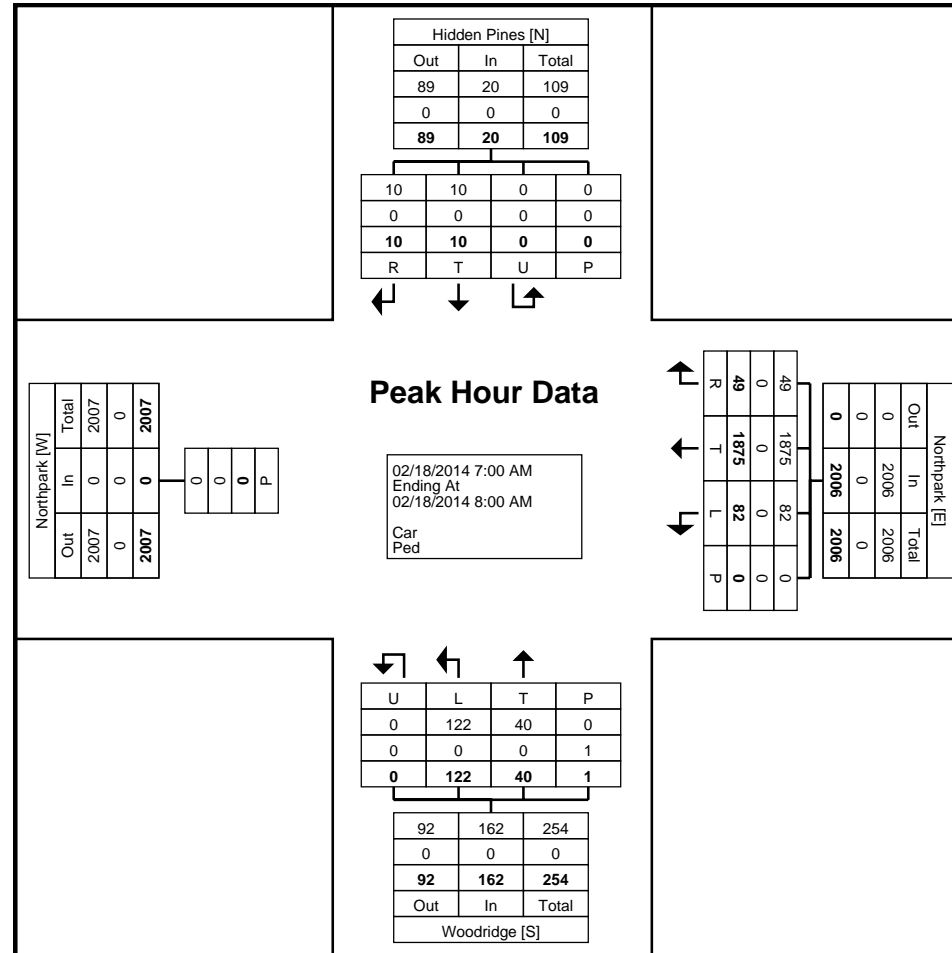
Start Time	Hidden Pines Southbound					Northpark Westbound					Woodridge Northbound					Northpark Eastbound		Int. Total
	Thru	Right	U-Turn	Peds	App. Total	Left	Thru	Right	Peds	App. Total	Left	Thru	U-Turn	Peds	App. Total	Peds	App. Total	
7:00 AM	3	3	0	0	6	21	461	5	0	487	29	8	0	1	37	0	0	530
7:15 AM	2	2	0	0	4	22	482	6	0	510	34	6	0	0	40	0	0	554
7:30 AM	3	4	0	0	7	10	473	14	0	497	39	12	0	0	51	0	0	555
7:45 AM	2	1	0	0	3	29	459	24	0	512	20	14	0	0	34	0	0	549
Total	10	10	0	0	20	82	1875	49	0	2006	122	40	0	1	162	0	0	2188
Approach %	50.0	50.0	0.0	-	-	4.1	93.5	2.4	-	-	75.3	24.7	0.0	-	-	-	-	-
Total %	0.5	0.5	0.0	-	0.9	3.7	85.7	2.2	-	91.7	5.6	1.8	0.0	-	7.4	-	0.0	-
PHF	0.833	0.625	0.000	-	0.714	0.707	0.973	0.510	-	0.979	0.782	0.714	0.000	-	0.794	-	0.000	0.986
Car	10	10	0	-	20	82	1875	49	-	2006	122	40	0	-	162	-	0	2188
% Car	100.0	100.0	-	-	100.0	100.0	100.0	100.0	-	100.0	100.0	100.0	-	-	100.0	-	-	100.0
Ped	-	-	-	0	-	-	-	-	0	-	-	-	-	1	-	0	-	-
% Ped	-	-	-	-	-	-	-	-	-	-	-	-	-	100.0	-	-	-	-



C. J. Hensch & Associates Inc.  
5215 Sycamore Ave.

Pasadena, Texas, United States 77503  
(281) 487-5417 denniscox@cjhensch.com

Count Name: WB Northpark at Hidden Pines/  
Woodridge (TUES)  
Site Code: 0  
Start Date: 02/18/2014  
Page No: 4



Turning Movement Peak Hour Data Plot (7:00 AM)

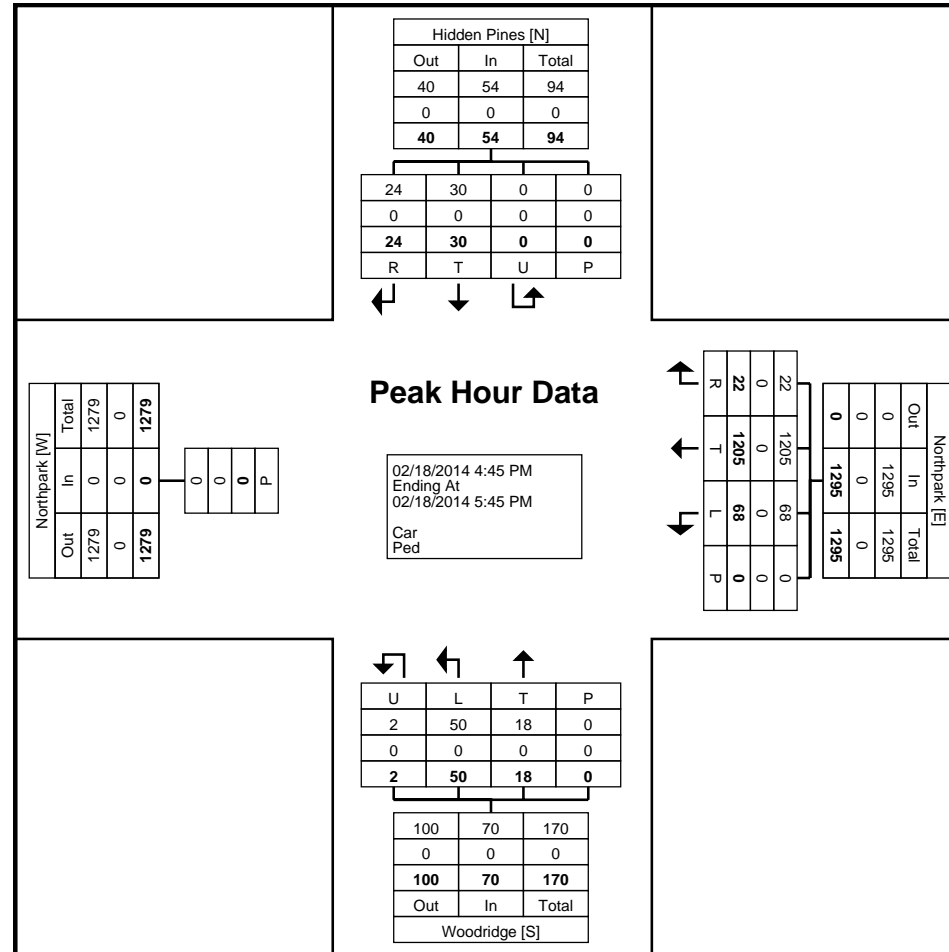




C. J. Hensch & Associates Inc.  
5215 Sycamore Ave.

Pasadena, Texas, United States 77503  
(281) 487-5417 denniscox@cjhensch.com

Count Name: WB Northpark at Hidden Pines/  
Woodridge (TUES)  
Site Code: 0  
Start Date: 02/18/2014  
Page No: 6



Turning Movement Peak Hour Data Plot (4:45 PM)





C. J. Hensch & Associates Inc.  
5215 Sycamore Ave.

Pasadena, Texas, United States 77503  
(281) 487-5417 denniscox@cjhensch.com

Count Name: WB Northpark at Hidden Pines/  
Woodridge (TUES)  
Site Code: 0  
Start Date: 02/18/2014  
Page No: 7

14-104

gunda



C. J. Hensch & Associates Inc.  
 5215 Sycamore Ave.  
 Pasadena, Texas, United States 77503  
 (281) 487-5417 denniscox@cjhensch.com

Count Name: WB Northpark Dr at Rock Springs  
 Site Code: 17  
 Start Date: 02/18/2014  
 Page No: 1

### Turning Movement Data

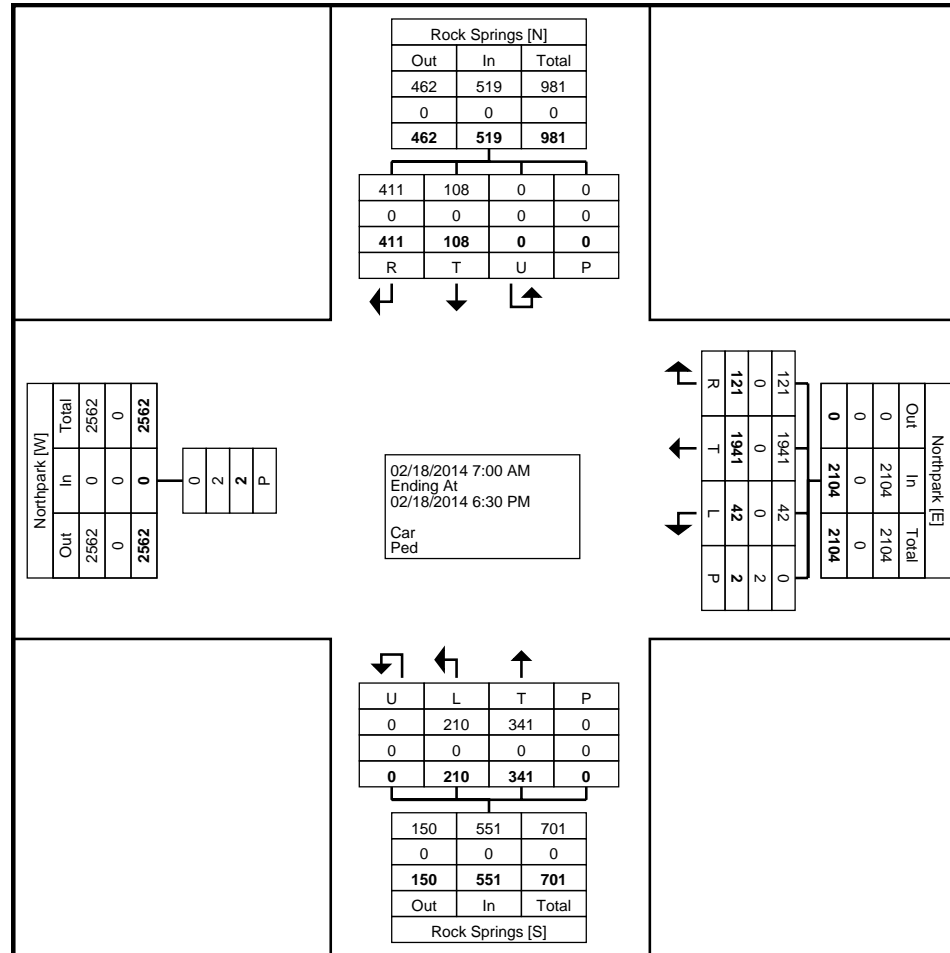
Start Time	Rock Springs Southbound					Northpark Westbound					Rock Springs Northbound					Northpark Eastbound		Int. Total
	Thru	Right	U-Turn	Peds	App. Total	Left	Thru	Right	Peds	App. Total	Left	Thru	U-Turn	Peds	App. Total	Peds	App. Total	
7:00 AM	0	28	0	0	28	3	150	1	0	154	17	14	0	0	31	0	0	213
7:15 AM	9	35	0	0	44	1	136	16	0	153	17	32	0	0	49	0	0	246
7:30 AM	14	62	0	0	76	2	120	24	0	146	19	31	0	0	50	0	0	272
7:45 AM	23	83	0	0	106	3	107	32	0	142	9	32	0	0	41	1	0	289
Hourly Total	46	208	0	0	254	9	513	73	0	595	62	109	0	0	171	1	0	1020
8:00 AM	14	36	0	0	50	0	134	8	0	142	19	14	0	0	33	0	0	225
8:15 AM	5	25	0	0	30	0	119	6	0	125	16	8	0	0	24	0	0	179
8:30 AM	2	14	0	0	16	1	110	1	1	112	12	12	0	0	24	0	0	152
8:45 AM	1	14	0	0	15	0	100	0	0	100	15	5	0	0	20	0	0	135
Hourly Total	22	89	0	0	111	1	463	15	1	479	62	39	0	0	101	0	0	691
*** BREAK ***	-	-	-	-	-	-	-	-	-	-	-	-	-	-	-	-	-	-
4:30 PM	8	17	0	0	25	5	101	5	0	111	8	20	0	0	28	0	0	164
4:45 PM	8	17	0	0	25	4	142	1	0	147	9	19	0	0	28	0	0	200
Hourly Total	16	34	0	0	50	9	243	6	0	258	17	39	0	0	56	0	0	364
5:00 PM	5	9	0	0	14	3	137	4	0	144	16	28	0	0	44	0	0	202
5:15 PM	7	12	0	0	19	4	122	6	0	132	6	17	0	0	23	0	0	174
5:30 PM	0	15	0	0	15	3	101	4	0	108	9	23	0	0	32	0	0	155
5:45 PM	6	14	0	0	20	5	125	6	0	136	9	36	0	0	45	0	0	201
Hourly Total	18	50	0	0	68	15	485	20	0	520	40	104	0	0	144	0	0	732
6:00 PM	1	13	0	0	14	2	123	3	1	128	16	29	0	0	45	1	0	187
6:15 PM	5	17	0	0	22	6	114	4	0	124	13	21	0	0	34	0	0	180
Grand Total	108	411	0	0	519	42	1941	121	2	2104	210	341	0	0	551	2	0	3174
Approach %	20.8	79.2	0.0	-	-	2.0	92.3	5.8	-	-	38.1	61.9	0.0	-	-	-	-	-
Total %	3.4	12.9	0.0	-	16.4	1.3	61.2	3.8	-	66.3	6.6	10.7	0.0	-	17.4	-	0.0	-
Car	108	411	0	-	519	42	1941	121	-	2104	210	341	0	-	551	-	0	3174
% Car	100.0	100.0	-	-	100.0	100.0	100.0	100.0	-	100.0	100.0	100.0	-	-	100.0	-	-	100.0
Ped	-	-	-	0	-	-	-	-	2	-	-	-	-	0	-	2	-	-
% Ped	-	-	-	-	-	-	-	-	100.0	-	-	-	-	-	-	100.0	-	-



C. J. Hensch & Associates Inc.  
5215 Sycamore Ave.

Pasadena, Texas, United States 77503  
(281) 487-5417 denniscox@cjhensch.com

Count Name: WB Northpark Dr at Rock Springs  
Site Code: 17  
Start Date: 02/18/2014  
Page No: 2



Turning Movement Data Plot



C. J. Hensch & Associates Inc.  
5215 Sycamore Ave.

Pasadena, Texas, United States 77503  
(281) 487-5417 denniscox@cjhensch.com

Count Name: WB Northpark Dr at Rock Springs  
Site Code: 17  
Start Date: 02/18/2014  
Page No: 3

### Turning Movement Peak Hour Data (7:15 AM)

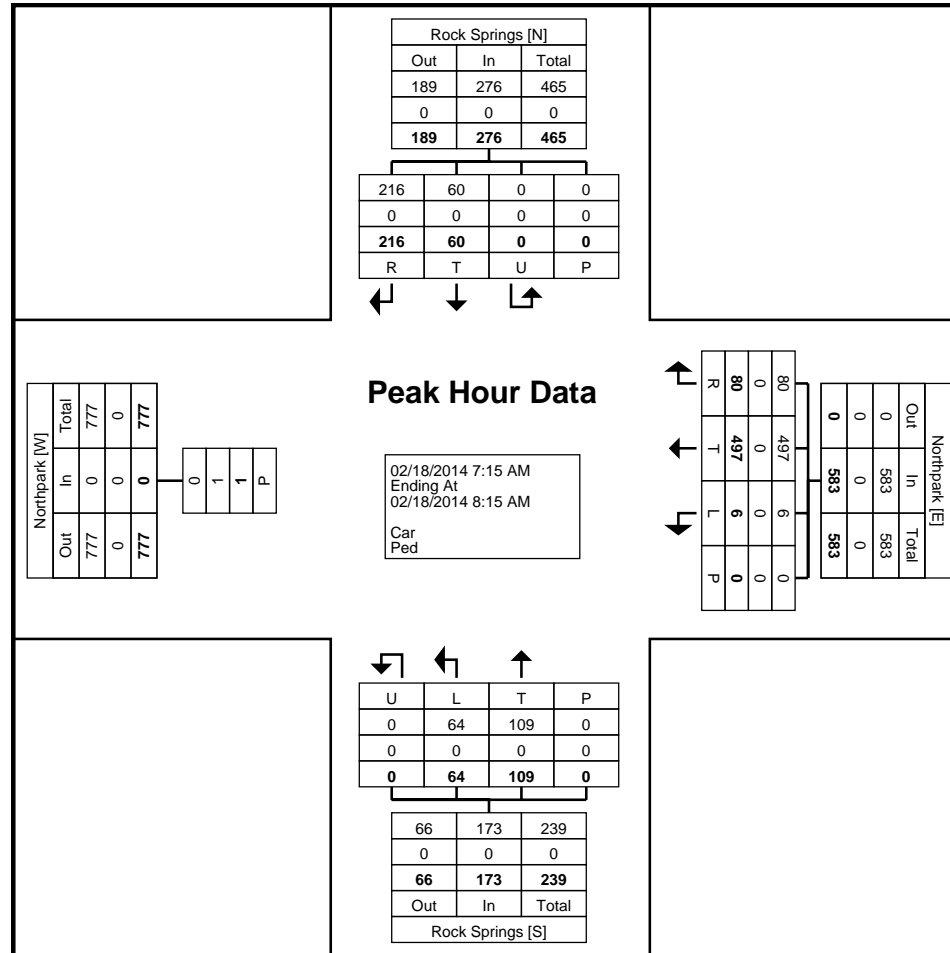
Start Time	Rock Springs Southbound					Northpark Westbound					Rock Springs Northbound					Northpark Eastbound		Int. Total
	Thru	Right	U-Turn	Peds	App. Total	Left	Thru	Right	Peds	App. Total	Left	Thru	U-Turn	Peds	App. Total	Peds	App. Total	
7:15 AM	9	35	0	0	44	1	136	16	0	153	17	32	0	0	49	0	0	246
7:30 AM	14	62	0	0	76	2	120	24	0	146	19	31	0	0	50	0	0	272
7:45 AM	23	83	0	0	106	3	107	32	0	142	9	32	0	0	41	1	0	289
8:00 AM	14	36	0	0	50	0	134	8	0	142	19	14	0	0	33	0	0	225
Total	60	216	0	0	276	6	497	80	0	583	64	109	0	0	173	1	0	1032
Approach %	21.7	78.3	0.0	-	-	1.0	85.2	13.7	-	-	37.0	63.0	0.0	-	-	-	-	-
Total %	5.8	20.9	0.0	-	26.7	0.6	48.2	7.8	-	56.5	6.2	10.6	0.0	-	16.8	-	0.0	-
PHF	0.652	0.651	0.000	-	0.651	0.500	0.914	0.625	-	0.953	0.842	0.852	0.000	-	0.865	-	0.000	0.893
Car	60	216	0	-	276	6	497	80	-	583	64	109	0	-	173	-	0	1032
% Car	100.0	100.0	-	-	100.0	100.0	100.0	100.0	-	100.0	100.0	100.0	-	-	100.0	-	-	100.0
Ped	-	-	-	0	-	-	-	-	0	-	-	-	-	0	-	1	-	-
% Ped	-	-	-	-	-	-	-	-	-	-	-	-	-	-	-	100.0	-	-



C. J. Hensch & Associates Inc.  
5215 Sycamore Ave.

Pasadena, Texas, United States 77503  
(281) 487-5417 denniscox@cjhensch.com

Count Name: WB Northpark Dr at Rock Springs  
Site Code: 17  
Start Date: 02/18/2014  
Page No: 4



Turning Movement Peak Hour Data Plot (7:15 AM)

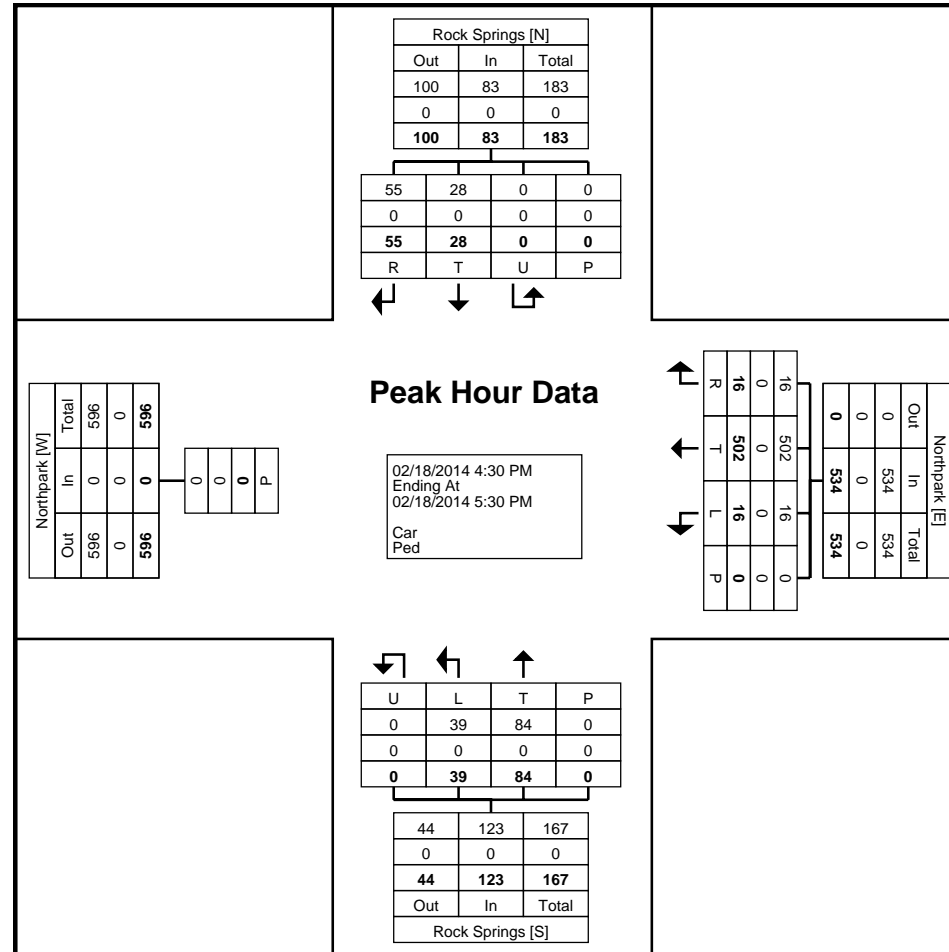




C. J. Hensch & Associates Inc.  
5215 Sycamore Ave.

Pasadena, Texas, United States 77503  
(281) 487-5417 denniscox@cjhensch.com

Count Name: WB Northpark Dr at Rock Springs  
Site Code: 17  
Start Date: 02/18/2014  
Page No: 6



Turning Movement Peak Hour Data Plot (4:30 PM)



C. J. Hensch & Associates Inc.  
5215 Sycamore Ave.

Pasadena, Texas, United States 77503  
(281) 487-5417 denniscox@cjhensch.com

Count Name: WB Northpark Dr at Rock Springs  
Site Code: 17  
Start Date: 02/18/2014  
Page No: 7

14-104

gunda





C. J. Hensch & Associates Inc.  
5215 Sycamore Ave.

Pasadena, Texas, United States 77503  
(281) 487-5417 denniscox@cjhensch.com

Count Name: WB Northpark Dr at Woodridge  
Pkwy/Hidden Pines  
Site Code: 0  
Start Date: 02/16/2014  
Page No: 1

### Turning Movement Data

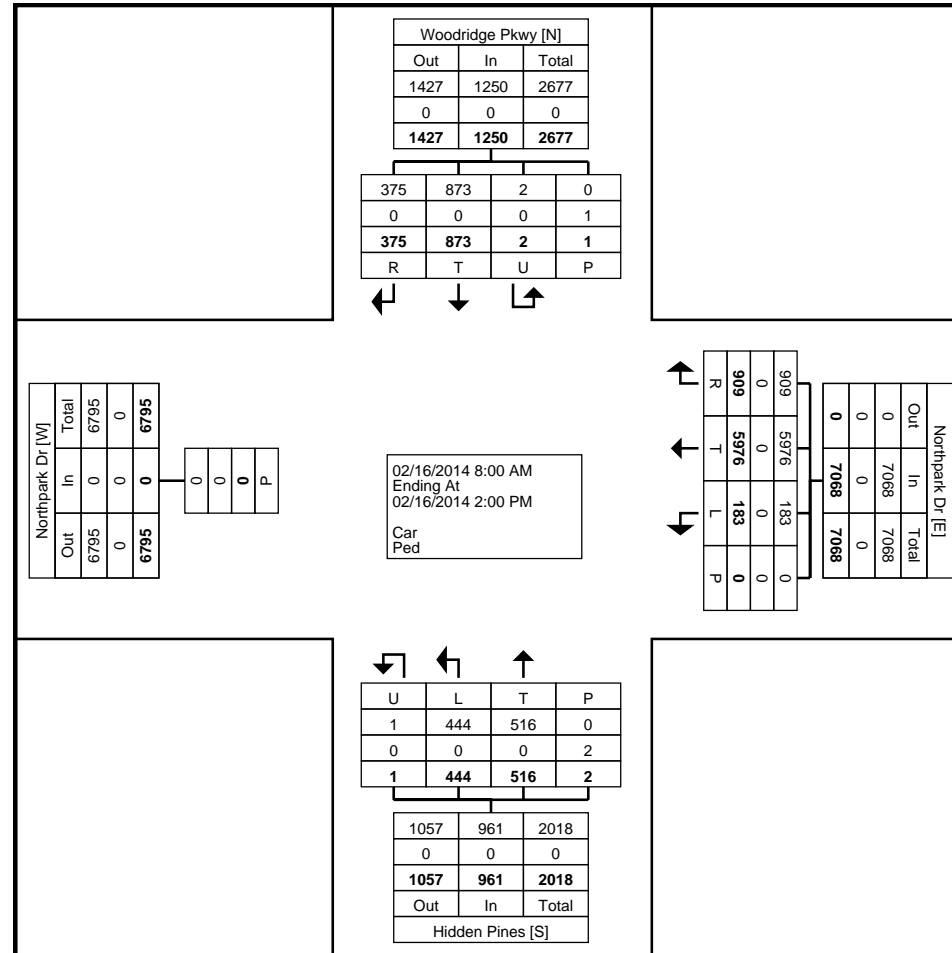
Start Time	Woodridge Pkwy Southbound					Northpark Dr Westbound					Hidden Pines Northbound					Northpark Dr Eastbound		Int. Total
	Thru	Right	U-Turn	Peds	App. Total	Left	Thru	Right	Peds	App. Total	Left	Thru	U-Turn	Peds	App. Total	Peds	App. Total	
8:00 AM	81	23	0	1	104	2	128	3	0	133	11	4	0	0	15	0	0	252
8:15 AM	4	4	0	0	8	6	145	18	0	169	11	11	0	0	22	0	0	199
8:30 AM	7	2	0	0	9	5	159	78	0	242	20	20	0	1	40	0	0	291
8:45 AM	2	5	0	0	7	5	171	163	0	339	10	68	0	1	78	0	0	424
Hourly Total	94	34	0	1	128	18	603	262	0	883	52	103	0	2	155	0	0	1166
9:00 AM	5	2	0	0	7	6	204	55	0	265	13	17	0	0	30	0	0	302
9:15 AM	2	1	0	0	3	7	245	7	0	259	15	4	0	0	19	0	0	281
9:30 AM	3	3	0	0	6	5	201	4	0	210	14	7	0	0	21	0	0	237
9:45 AM	9	1	0	0	10	6	230	19	0	255	22	10	0	0	32	0	0	297
Hourly Total	19	7	0	0	26	24	880	85	0	989	64	38	0	0	102	0	0	1117
10:00 AM	111	49	0	0	160	4	231	25	0	260	23	3	0	0	26	0	0	446
10:15 AM	155	63	0	0	218	5	238	29	0	272	15	20	0	0	35	0	0	525
10:30 AM	13	10	0	0	23	7	286	100	0	393	19	42	0	0	61	0	0	477
10:45 AM	10	8	0	0	18	3	283	192	0	478	22	68	0	0	90	0	0	586
Hourly Total	289	130	0	0	419	19	1038	346	0	1403	79	133	0	0	212	0	0	2034
11:00 AM	7	8	0	0	15	5	266	63	0	334	16	32	0	0	48	0	0	397
11:15 AM	5	3	0	0	8	11	301	6	0	318	23	10	0	0	33	0	0	359
11:30 AM	8	1	0	0	9	8	279	5	0	292	24	5	0	0	29	0	0	330
11:45 AM	5	6	1	0	12	10	296	5	0	311	28	8	0	0	36	0	0	359
Hourly Total	25	18	1	0	44	34	1142	79	0	1255	91	55	0	0	146	0	0	1445
12:00 PM	35	20	0	0	55	9	272	3	0	284	24	1	0	0	25	0	0	364
12:15 PM	154	74	0	0	228	12	279	6	0	297	22	13	0	0	35	0	0	560
12:30 PM	156	52	0	0	208	11	322	24	0	357	19	31	0	0	50	0	0	615
12:45 PM	76	15	0	0	91	10	302	54	0	366	9	71	0	0	80	0	0	537
Hourly Total	421	161	0	0	582	42	1175	87	0	1304	74	116	0	0	190	0	0	2076
1:00 PM	10	7	0	0	17	13	209	30	0	252	22	40	0	0	62	0	0	331
1:15 PM	2	3	0	0	5	12	322	7	0	341	19	10	1	0	30	0	0	376
1:30 PM	8	4	0	0	12	11	298	8	0	317	19	9	0	0	28	0	0	357
1:45 PM	5	11	1	0	17	10	309	5	0	324	24	12	0	0	36	0	0	377
Hourly Total	25	25	1	0	51	46	1138	50	0	1234	84	71	1	0	156	0	0	1441
Grand Total	873	375	2	1	1250	183	5976	909	0	7068	444	516	1	2	961	0	0	9279
Approach %	69.8	30.0	0.2	-	-	2.6	84.6	12.9	-	-	46.2	53.7	0.1	-	-	-	-	-
Total %	9.4	4.0	0.0	-	13.5	2.0	64.4	9.8	-	76.2	4.8	5.6	0.0	-	10.4	-	0.0	-
Car	873	375	2	-	1250	183	5976	909	-	7068	444	516	1	-	961	-	0	9279
% Car	100.0	100.0	100.0	-	100.0	100.0	100.0	100.0	-	100.0	100.0	100.0	100.0	-	100.0	-	-	100.0
Ped	-	-	-	1	-	-	-	-	0	-	-	-	-	2	-	0	-	-
% Ped	-	-	-	100.0	-	-	-	-	-	-	-	-	-	100.0	-	-	-	-



C. J. Hensch & Associates Inc.  
5215 Sycamore Ave.

Pasadena, Texas, United States 77503  
(281) 487-5417 denniscox@cjhensch.com

Count Name: WB Northpark Dr at Woodridge  
Pkwy/Hidden Pines  
Site Code: 0  
Start Date: 02/16/2014  
Page No: 2



Turning Movement Data Plot

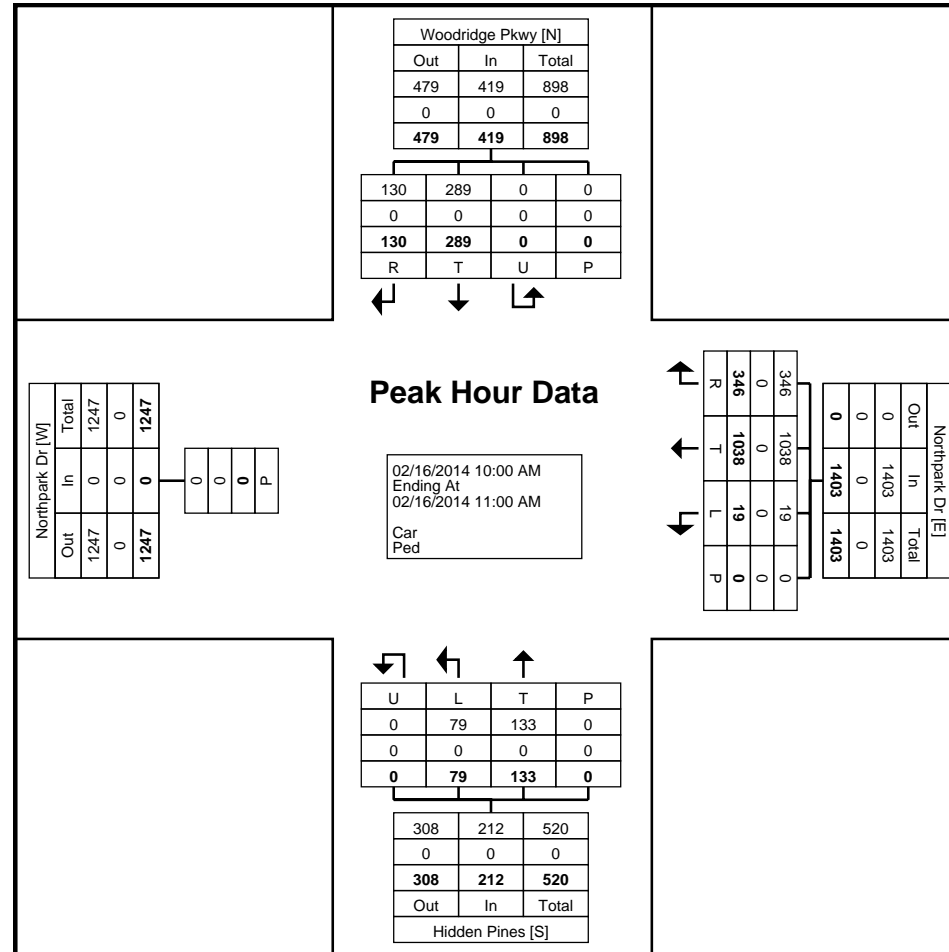




C. J. Hensch & Associates Inc.  
5215 Sycamore Ave.

Pasadena, Texas, United States 77503  
(281) 487-5417 denniscox@cjhensch.com

Count Name: WB Northpark Dr at Woodridge  
Pkwy/Hidden Pines  
Site Code: 0  
Start Date: 02/16/2014  
Page No: 4



Turning Movement Peak Hour Data Plot (10:00 AM)

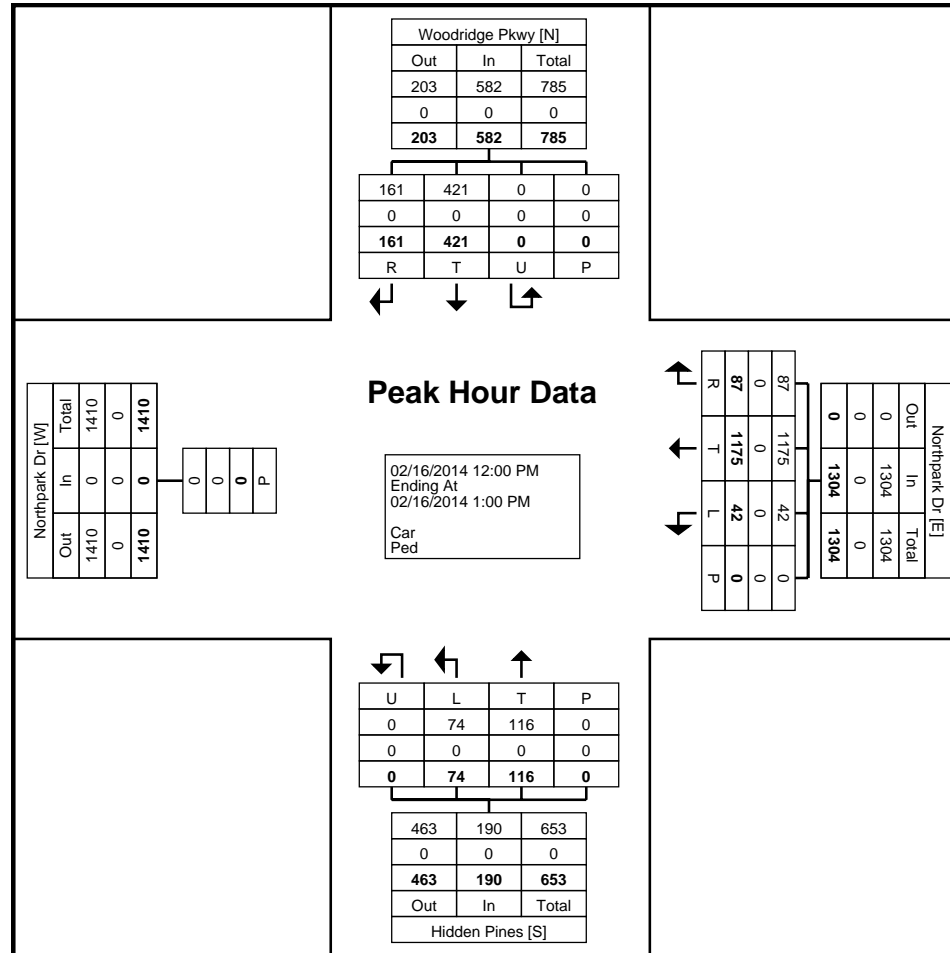




C. J. Hensch & Associates Inc.  
5215 Sycamore Ave.

Pasadena, Texas, United States 77503  
(281) 487-5417 denniscox@cjhensch.com

Count Name: WB Northpark Dr at Woodridge  
Pkwy/Hidden Pines  
Site Code: 0  
Start Date: 02/16/2014  
Page No: 6



Turning Movement Peak Hour Data Plot (12:00 PM)



C. J. Hensch & Associates Inc.  
5215 Sycamore Ave.

Pasadena, Texas, United States 77503  
(281) 487-5417 denniscox@cjhensch.com

Count Name: WB Northpark Dr at Woodridge  
Pkyw/Hidden Pines  
Site Code: 0  
Start Date: 02/16/2014  
Page No: 7

14-104

Gunda



C. J. Hensch & Associates Inc.  
5215 Sycamore Ave.

Pasadena, Texas, United States 77503  
(281) 487-5417 denniscox@cjhensch.com

Count Name: Woodland Hills at Tree Lane  
Site Code: 3  
Start Date: 09/10/2014  
Page No: 1

### Turning Movement Data

Start Time	Woodland Hills Southbound						Tree Westbound						Woodland Hills Northbound						Tree Eastbound						Int. Total
	Left	Thru	Right	U-Turn	Peds	App. Total	Left	Thru	Right	U-Turn	Peds	App. Total	Left	Thru	Right	U-Turn	Peds	App. Total	Left	Thru	Right	U-Turn	Peds	App. Total	
7:00 AM	15	104	4	0	0	123	64	4	39	0	0	107	7	135	8	0	0	150	4	1	2	0	0	7	387
7:15 AM	25	105	22	1	0	153	42	9	36	0	0	87	10	78	10	0	0	98	6	7	8	0	0	21	359
7:30 AM	8	88	30	0	0	126	43	9	30	1	0	83	12	81	27	0	0	120	27	3	44	0	0	74	403
7:45 AM	15	151	34	2	0	202	52	4	32	0	0	88	17	113	33	0	0	163	23	8	51	0	0	82	535
Hourly Total	63	448	90	3	0	604	201	26	137	1	0	365	46	407	78	0	0	531	60	19	105	0	0	184	1684
8:00 AM	27	119	5	0	0	151	53	2	36	0	6	91	9	94	17	0	0	120	6	4	18	0	0	28	390
8:15 AM	18	104	0	0	0	122	44	3	22	0	3	69	2	87	12	0	0	101	0	2	5	0	0	7	299
8:30 AM	11	88	1	0	0	100	28	1	20	0	0	49	1	98	18	0	0	117	1	0	2	0	0	3	269
8:45 AM	12	65	1	0	0	78	30	2	27	0	0	59	3	122	11	2	0	138	3	2	5	0	0	10	285
Hourly Total	68	376	7	0	0	451	155	8	105	0	9	268	15	401	58	2	0	476	10	8	30	0	0	48	1243
*** BREAK ***	-	-	-	-	-	-	-	-	-	-	-	-	-	-	-	-	-	-	-	-	-	-	-	-	-
4:30 PM	26	122	2	0	0	150	24	7	17	0	4	48	2	111	28	2	0	143	8	5	11	0	0	24	365
4:45 PM	30	128	3	0	0	161	21	2	16	0	2	39	7	115	51	2	0	175	5	3	8	0	0	16	391
Hourly Total	56	250	5	0	0	311	45	9	33	0	6	87	9	226	79	4	0	318	13	8	19	0	0	40	756
5:00 PM	24	105	2	0	0	131	21	3	24	0	0	48	7	130	43	0	0	180	4	0	4	0	0	8	367
5:15 PM	30	115	15	0	0	160	29	3	26	0	0	58	12	163	44	4	0	223	5	5	3	0	0	13	454
5:30 PM	29	120	7	1	0	157	30	4	30	0	0	64	8	138	44	4	0	194	5	3	7	0	0	15	430
5:45 PM	31	114	2	0	0	147	29	1	28	0	0	58	10	140	42	3	0	195	6	2	7	0	0	15	415
Hourly Total	114	454	26	1	0	595	109	11	108	0	0	228	37	571	173	11	0	792	20	10	21	0	0	51	1666
6:00 PM	24	89	4	0	0	117	22	6	34	0	0	62	7	124	44	2	0	177	5	1	10	0	0	16	372
6:15 PM	25	103	17	0	0	145	22	3	17	0	0	42	9	139	31	1	0	180	11	6	11	0	0	28	395
Grand Total	350	1720	149	4	0	2223	554	63	434	1	15	1052	123	1868	463	20	0	2474	119	52	196	0	0	367	6116
Approach %	15.7	77.4	6.7	0.2	-	-	52.7	6.0	41.3	0.1	-	-	5.0	75.5	18.7	0.8	-	-	32.4	14.2	53.4	0.0	-	-	-
Total %	5.7	28.1	2.4	0.1	-	36.3	9.1	1.0	7.1	0.0	-	17.2	2.0	30.5	7.6	0.3	-	40.5	1.9	0.9	3.2	0.0	-	6.0	-
All Vehicles (no classification)	350	1720	149	4	-	2223	554	63	434	1	-	1052	123	1868	463	20	-	2474	119	52	196	0	-	367	6116
% All Vehicles (no classification)	100.0	100.0	100.0	100.0	-	100.0	100.0	100.0	100.0	100.0	-	100.0	100.0	100.0	100.0	100.0	-	100.0	100.0	100.0	100.0	-	-	100.0	100.0
Pedestrians	-	-	-	-	0	-	-	-	-	-	15	-	-	-	-	-	0	-	-	-	-	-	0	-	-
% Pedestrians	-	-	-	-	-	-	-	-	-	-	100.0	-	-	-	-	-	-	-	-	-	-	-	-	-	-

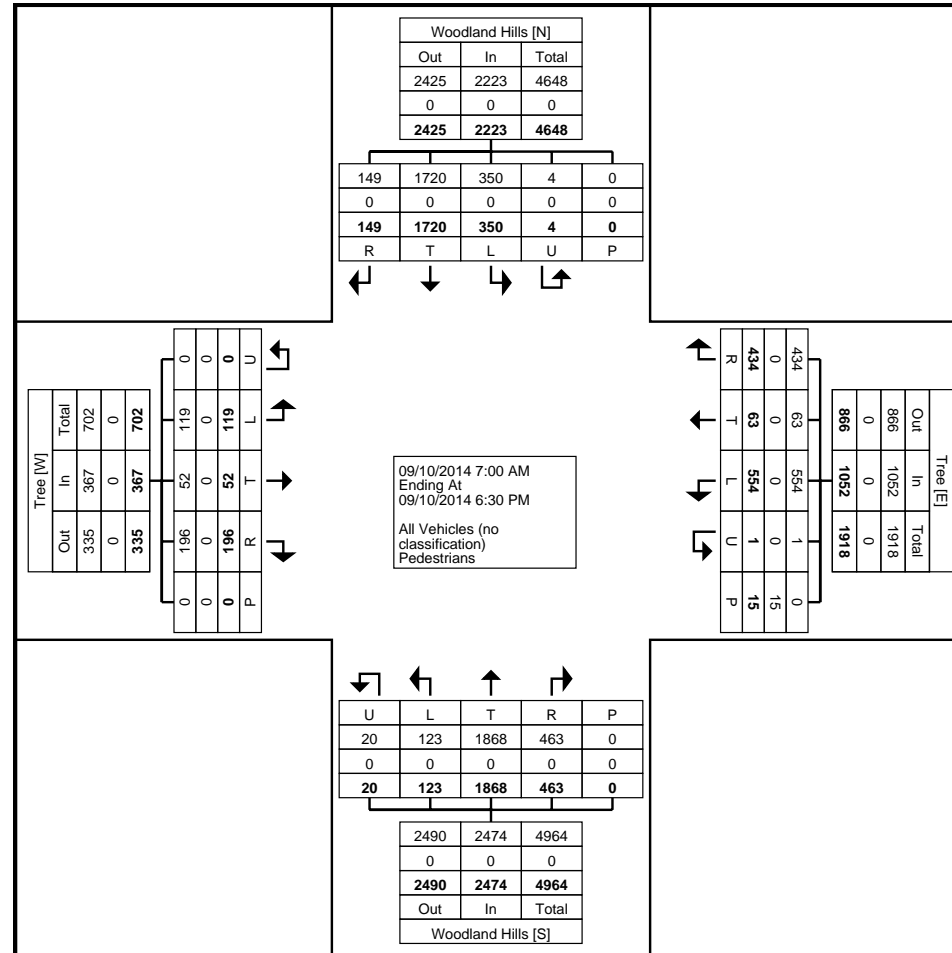




C. J. Hensch & Associates Inc.  
5215 Sycamore Ave.

Pasadena, Texas, United States 77503  
(281) 487-5417 denniscox@cjhensch.com

Count Name: Woodland Hills at Tree Lane  
Site Code: 3  
Start Date: 09/10/2014  
Page No: 2



Turning Movement Data Plot

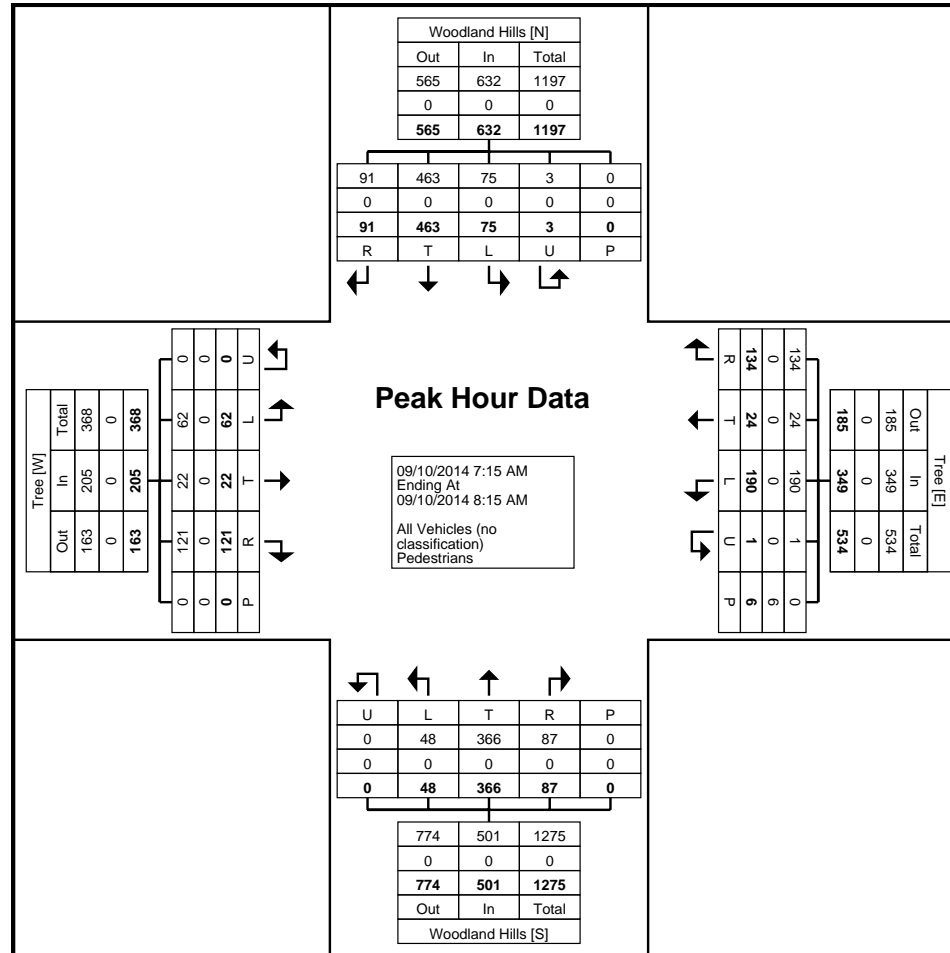




C. J. Hensch & Associates Inc.  
5215 Sycamore Ave.

Pasadena, Texas, United States 77503  
(281) 487-5417 denniscox@cjhensch.com

Count Name: Woodland Hills at Tree Lane`  
Site Code: 3  
Start Date: 09/10/2014  
Page No: 4



Turning Movement Peak Hour Data Plot (7:15 AM)

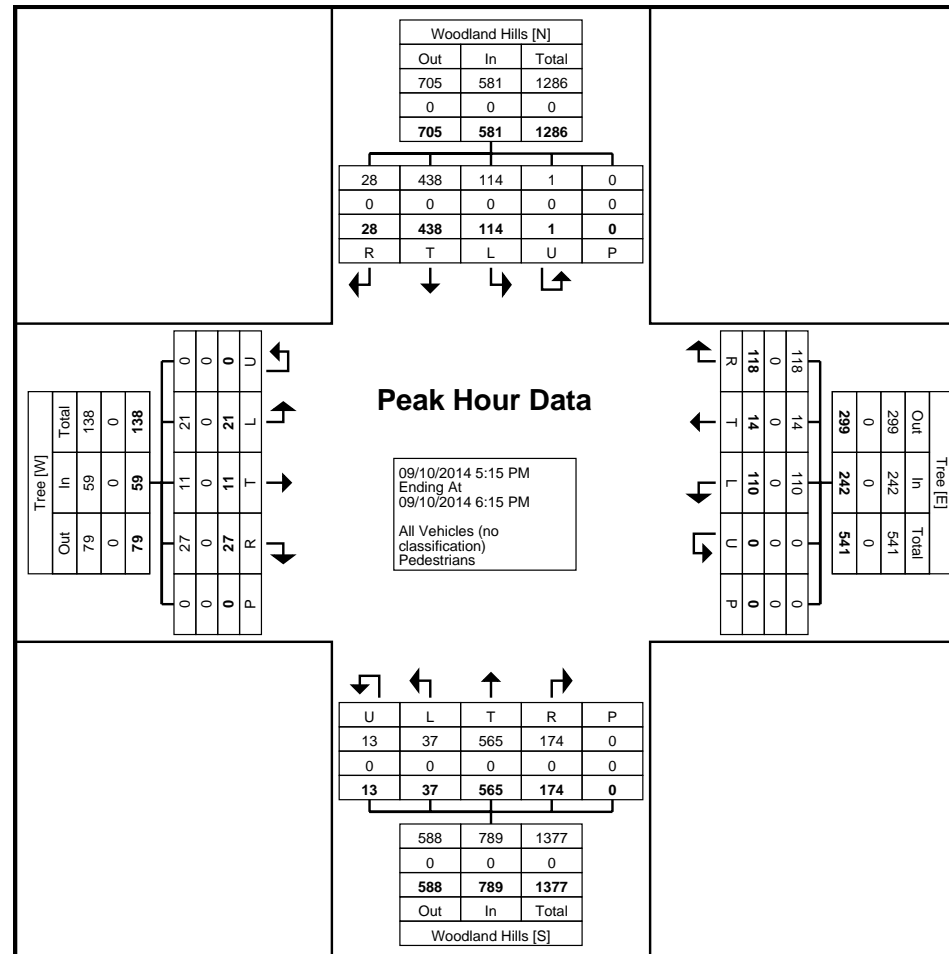




C. J. Hensch & Associates Inc.  
5215 Sycamore Ave.

Pasadena, Texas, United States 77503  
(281) 487-5417 denniscox@cjhensch.com

Count Name: Woodland Hills at Tree Lane`  
Site Code: 3  
Start Date: 09/10/2014  
Page No: 6



Turning Movement Peak Hour Data Plot (5:15 PM)



C. J. Hensch & Associates Inc.  
5215 Sycamore Ave.

Pasadena, Texas, United States 77503  
(281) 487-5417 denniscox@cjhensch.com

Count Name: Woodland Hills at Tree Lane`  
Site Code: 3  
Start Date: 09/10/2014  
Page No: 7

0109

gunda