



# STREET MAINTENANCE

---



APRIL 14, 2015

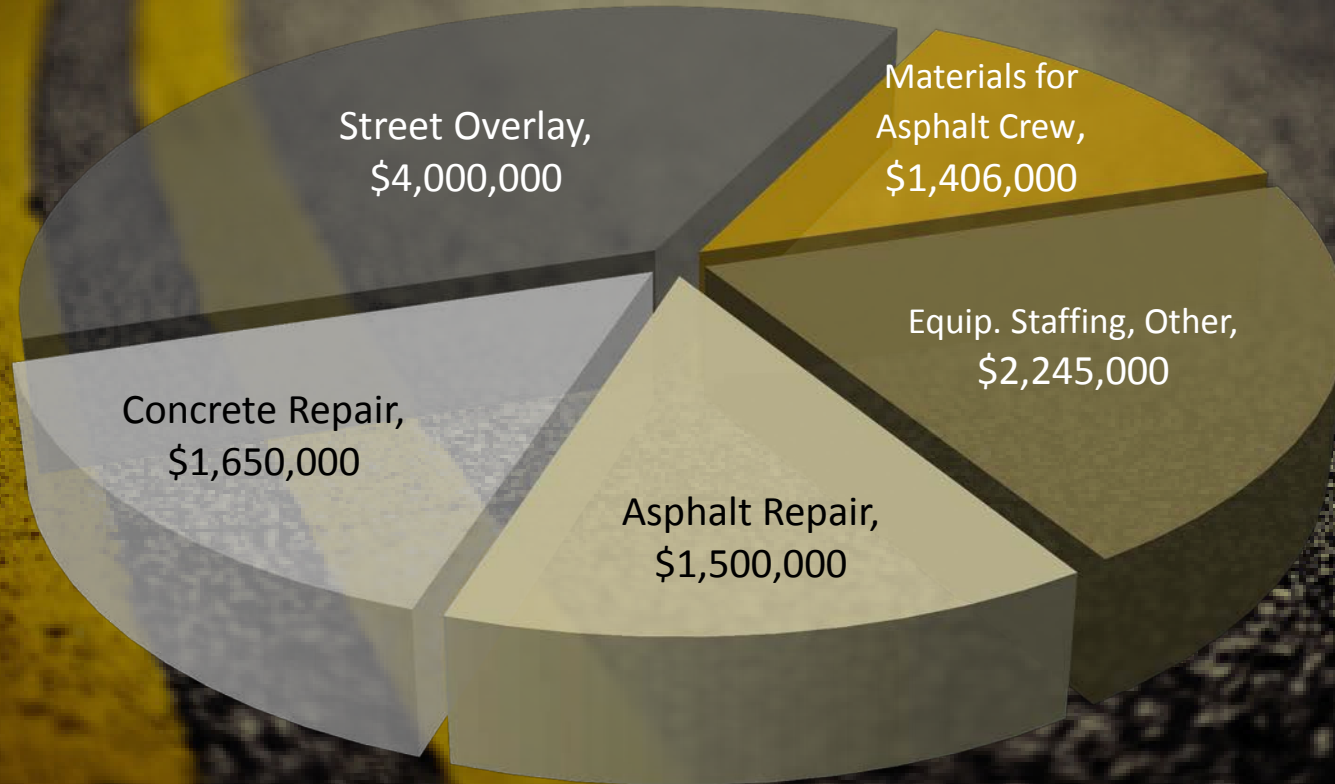
# BACKGROUND

- Backlog of work orders began to rise for skin-patch street maintenance
- (Jan 2014) Initial backlog 3878 open work-orders
- (Jan 2015) Backlog 3794 open work-orders
- \$10.8M increase to FY2015 Budget to help address overall street conditions.
- 1st O&M Budget increase since FY2002




# \$10.8 MILLION

## SUPPLEMENTAL FY15 BUDGET



# REPAIR TYPES



Pothole Repair



Asphalt Skin-Patch



Panel Replacement



WHAT WE HAVE DONE TO  
**IMPROVE**  
OUR OPERATIONS



## Google Maps Coordinate – 60% increased productivity

- Mobile application that helps SDD organize & manage a mobile workforce
- Service Requests come in daily & are assigned to inspectors carrying electronic pad devices
- Google Maps schedules & routes each inspector on the most efficient path & records time worked at location

# SERVICE REQUESTS

POTHoles AND STREET REPAIRS

<https://coordinate.google.com/f/5DS2KKZFKDwZPWPivvsZsQ>

File Edit View Favorites Tools Help

SAP NetWeaver Portal Free Hotmail http-www.gims.houston... Suggested Sites Get more Add-ons

Google anthony.pate@houstonwater.org

**Maps Coordinate** Part of My Maps Pro

Team Jobs Plan Settings Help

«Back to team

**Status: Jobs Assigned**  
 11861976 ROW - Street Repair  
 16000 CHIMNEY ROCK RD & 6600 TRIGATE DR,  
 HOUSTON 77053

**Job History**

- Assigned – 11861976 ROW - Street Repair
- Assigned – 11861848 ROW - Street Repair
- Assigned – 11861767 ROW - Street Repair
- Assigned – 11862010 ROW - Street Repair
- Assigned – 11861983 ROW - Street Repair
- Assigned – 11861758 ROW - Street Repair
- Completed – 11861817 ROW - Street Repair
- Completed – 11861674 ROW - Street Repair
- Completed – 11861895 ROW - Street Repair
- Completed – 11861746 ROW - Street Repair
- Completed – 11861987 ROW - Street Repair
- Completed – 11861826 ROW - Street Repair
- Completed – 11861548 ROW - Street Repair
- Completed – 11861699 ROW - Street Repair
- Completed – 11861587 ROW - Street Repair
- Completed – 11861934 ROW - Street Repair
- Completed – 11861518 ROW - Street Repair
- Completed – 11861952 ROW - Street Repair
- Completed – 11861766 ROW - Street Repair
- Completed – 11861659 ROW - Street Repair
- Completed – 11861831 ROW - Street Repair

Tuesday, March 3, 2015 – Delete location history

Send Feedback

3/3/15, 3:06 PM

Map data ©2015 Google Terms of Use Report a map error

3:07 PM 3/3/2015

# GOOGLE MAPS

- Centralization of the quadrants for response efficiency
- City crews on 6-10 hour days per week
- Fleet Management Dept. set SDD equipment to high priority for rapid repairs maintaining a 90%+ readiness since February 1
- ARA/311 team has improved operator process to pre-filter for duplicate requests coming in

# QUICK ACTION RESPONSE



# FIXING FOR TODAY...

- Historically our pot-hole repair work was temporary
- Continue with Pothole trucks
- Initial service response – surface skin patch to make safe



# ...REPAIRING FOR TOMORROW

- Secondary service response – full depth asphalt patch or concrete panel replacement for long lasting repair
- Not done for streets listed on CIP
- Never done on this scale



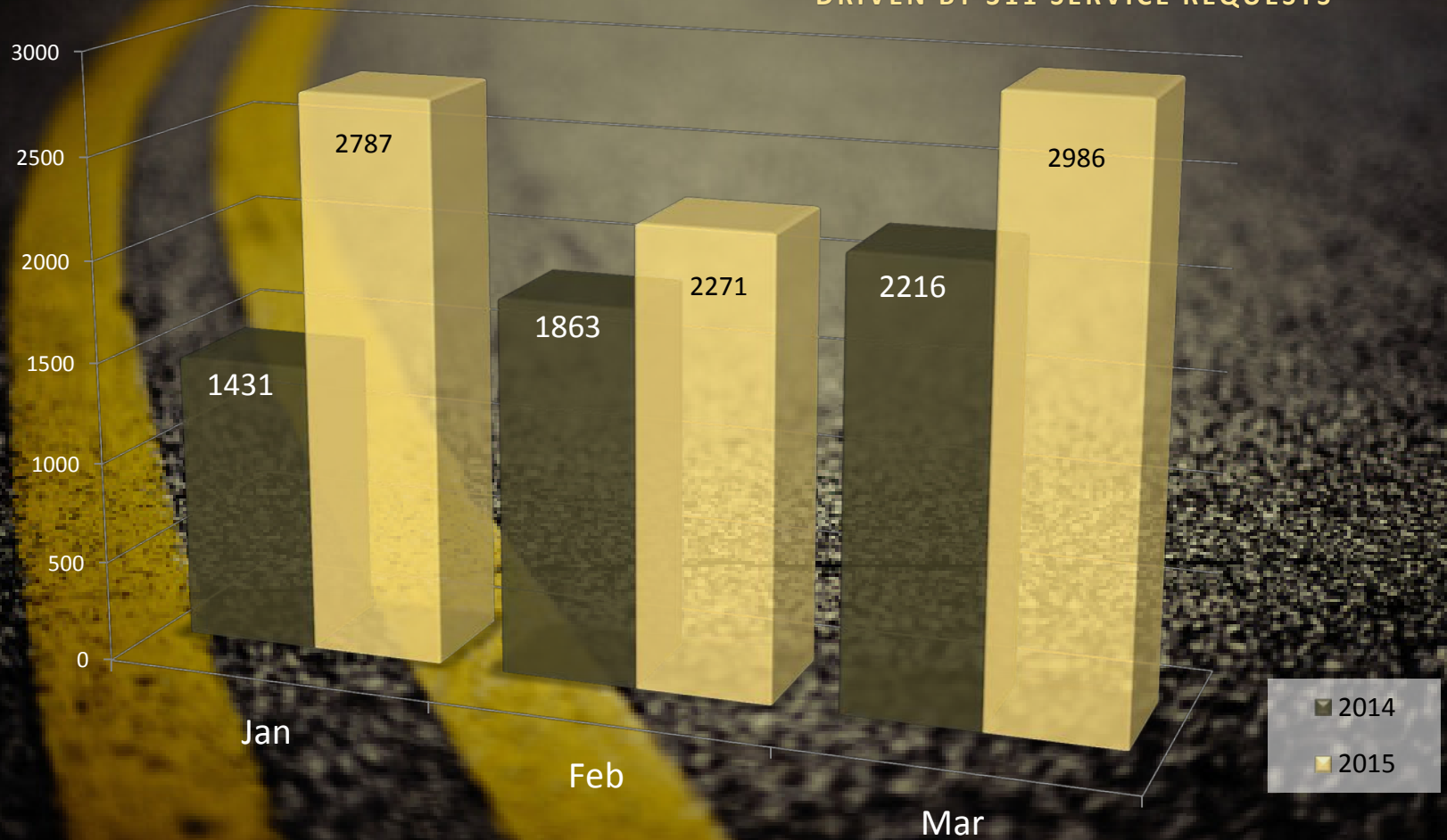
# CONTRACTORS

- Additional \$10.3M allotted for FY15-FY16 backlog.
- PWE divisions coordinating to maximize contracting options
- Originally contracted with 2 companies providing 2 crews
- Solicited support from COH Certified Vendors (majority of which are Minority Firms).
  - Asphalt - 1 Prime/Multiple Subs; 6 crews
  - Concrete – 7 Primes; 14 crews



# DEMAND

DRIVEN BY 311 SERVICE REQUESTS



# PRODUCTIVITY

	Feb		Mar	
	2014	2015	2014	2015
Potholes (Filled)	3323	7123	2302	7517
Overlay (Lane Miles)	1.8	24.1	9.9	34.9
Asphalt (#Repaired)	535	875	544	882
Concrete (# of Panels)	21	62	14	77



# QUESTIONS?



Eric K. Dargan | Public Works and Engineering | Street & Drainage Division