



**City of Houston
Public Safety and Homeland Security Committee
Council Member Abbie Kamin, Chair**

Committee Members

Council Member Mike Knox, Vice Chair
Council Member Amy Peck
Council Member Tarsha Jackson
Council Member Tiffany Thomas

Council Member Mary Nan Huffman
Council Member Karla Cisneros
Council Member Edward Pollard

**Notice of City Council Committee Meeting
Thursday, November 17, 2022
2:00 P.M.**

Due to health and safety concerns related to COVID-19, this meeting will offer the option to participate by videoconference or in-person. The committee meeting will be held in City Hall Council Chamber, 901 Bagby, 2nd Floor, Houston, Texas 77002. The meeting is open to the public but restrictions regarding masks, allowable room capacity, and seating arrangements may be in place.

The public may sign up to speak by visiting the [Public Safety & Homeland Security Committee website](#). Sign up must be done no later than 5:00 p.m. Wednesday, November 16th, 2022. Please indicate whether you will speak virtually or will be attending in person so that appropriate attendance instructions can be provided.

The designated presiding officer of the Committee will be physically present in chamber. In accordance with the provisions of Section 551.127 of the Texas Government Code applicable to a governmental body that extends into three or more counties, all other committee members have the option to participate in-person or virtually via Microsoft Teams.

Microsoft Teams Live Meeting

To join, type this link into your browser: <https://bit.ly/PSHS1172022>

Presentation materials will be available at <https://www.houstontx.gov/council/committees/publicsafety.html>

This meeting will also be broadcast on HTV, the City of Houston's Municipal Channel.

1. Update on HPD Victim Services Division, Commander Harlan Harris and Lieutenant Julie Pleasant;
2. End of Year Departmental Reports
 - Houston Police Department, Chief Troy Finner and Executive Chief Matt Slinkard;
 - Houston Fire Department, Chief Samuel Peña;
 - Houston Emergency Center & FY 23 Greater Harris County 911 Budget, Director Robert Mock;
 - Houston Municipal Courts, Director and Presiding Judge Elaine Marshall
3. Public Comment – To sign up for Public Comment, please fill out the online form at <https://bit.ly/PSHSSpeakers> before 5:00 p.m. on November 16th. Only those who sign up in advance will be able to provide public comments either virtually or in-person during the meeting.

Action may be taken on any item listed above. Committee meetings are open to the public. For more information about this committee, please contact Yucari.Ramirez-Menera@houstontx.gov.

Council Member Abbie Kamin, District C
Email: districtc@houstontx.gov Office Phone: 832-393-3004



Victim Services Division

Est. 2020



Victim Services Division Houston Police Department

Information Brief

Commander Harlan Harris (Dan)
Lieutenant Julie Pleasant

11/17/2022

Mission Statement

THE VICTIM SERVICES DIVISION IS DEDICATED TO POSITIVELY AFFECTING THE QUALITY OF LIFE FOR THE CITIZENS OF HOUSTON AND EXISTS TO PROVIDE ASSISTANCE TO CRIME VICTIMS AND THEIR FAMILIES. WE WILL ASSIST THE VICTIM WITH APPLYING FOR CRIME VICTIMS' COMPENSATIONS AND THEIR CHOSEN SERVICE PROVIDERS TO HELP THEM OBTAIN BENEFITS AND SERVICES.

Office for Victims of Crime FY2022 Byrne Discretionary Community Project Grant Allocation

5

Specifically, the funds will be used, over a period of 2-years, in the following manner:

a. Salary and benefits and limited overtime for three (3) full-time Victim Advocates	\$405,900
b. Salary for two (2) part-time Homicide and Vehicular Crimes Victim Advocates	\$149,911
c. Victim Services Tracking Software (case management system)	\$ 45,000
d. 30 x Web Cameras (Enabling advocate/victim face-to-face communication)	\$ 1,650
e. 3 x Police Vehicles (For use by Domestic Abuse Response Teams)	\$162,000
f. Accessory Package for eight (8) police vehicles (emergency lights, etc.)	\$174,709
g. 10 x Portable Tablets and/or Computers with software	\$ 30,150
h. 2 x Shredders	\$ 5,600

TOTAL: \$975,000

Transformational Change

- ❖ VICTIM SERVICES UNIT PUT UNDER ONE UMBRELLA TO HAVE CENTRALIZED SERVICES
- ❖ TRAINING WAS A PRIORITY
- ❖ GRANT FUNDING WAS IMMEDIATELY SOUGHT AFTER TO EXPAND SERVICES
- ❖ INPUT FROM COMMUNITY PARTNERS WAS SOUGHT TO MAKE IMPROVEMENTS



Support Services Command
Victim Services Division
November 2022



Harlan "Dan" Harris
Commander
Victim Services Division (VS)

Julie L. Pleasant
Lieutenant (VSA)

Mamine A. McCloud
Administration
Manager (VSB)

Tiana Young
Admin Coordinator
(VSAD)

Edward A. Thomas Building
Administrative Staff
Tammie McGriff
Word Processor
Carla Smith
Sr. Police Service Off.

Josue Villa
Sergeant (VSAC)
D.A.R.T

Locations
To Be Determined
D.A.R.T
Advocates
VACANT 09/08/2022
LEV Grant
Victim Advocate
VACANT 09/08/2022
LEV Grant
Victim Advocate
Beth Kauffman
Sr. Victim Advocate
Jeanne Aladin
Sr. Victim Advocate
VACANT 09/23/2022
ARPA Grant
Sr. Victim Advocate
VACANT 09/23/2022
ARPA Grant
Sr. Victim Advocate

Kendrick Simpo
Sergeant (VSAB)
LE / Admin

Edward A. Thomas Building
Administrative Staff
Christopher Mitchell
Police Officer
Brittney Sanchez
Administrative Assistant
Wanika Dennis-Johnson
Senior Payroll Clerk
Midwest Division
Maria V. Rodriguez *
(HT) Sr. Police Officer

Daniel Nunez
Sergeant (VSAA)
LE / U Visa

Edward A. Thomas Building
Administrative Staff
Nancy Bertrand *
Sr. Police Service Off.
Law Enforcement / U Visa
Jennifer Coffelt
Sr. Police Officer
Eligio Garcia, Jr. *
Sr. Police Officer
Cinthia Arguello *
(H) Police Officer
Ruby Estrada *
(H) Police Officer

Sara Lewis
Victim Advocate
Supervisor (VSBA)
713-308-0082

Edward A. Thomas Building
Frances Harrell
(FV) Victim Advocate
Meulen Bajo-Niebla *
(SC) Victim Advocate
Jennifer Diaz
Victim Advocate
Janice Terry
Victim Advocate
VACANT 02/26/2022
General Fund
Sr. Victim Advocate
North Division
Donna Blaha
(FV) Victim Advocate
Jennifer Baker
(FV) Victim Advocate
North Belt Division
Damaris Lew *
(FV) Victim Advocate
VACANT 07/29/2022
General Fund
Sr. Victim Advocate
Northeast Division
Pamela Alaniz *
Victim Advocate
Elizabeth Zamarron *
Victim Advocate

Deneeco Young
Victim Advocate
Supervisor (VSBD)

Edward A. Thomas Building
Oscar Lee II
Victim Advocate
Theresa Harris
Victim Advocate
Claudine Texada
Victim Advocate
Westside Division
Jemimia Lee
(FV) Victim Advocate
Shaunda Purdy-Feiteira
Victim Advocate
VACANT 8/16/2022
ARPA Grant
Sr. Victim Advocate
Southwest Division
Norquinta Goodall
(FV) Victim Advocate
Southeast Division
Judy Daniels
(FV) Victim Advocate
Teresa Castillo *
(FV) Victim Advocate
Morgan Penrice
Victim Advocate

William Petty
Admin Coordinator
(VSB)

Edward A. Thomas Building
Forensic Artists
Thurston Johnson
Sr. Police Officer
Bryan Bradley
Senior Office Assistant
Administrative Staff
Miguel Gonzalez *
Senior Office Assistant

	Authorized	Actual	Difference
Commander	1	1	0
Lieutenant	1	1	0
Administration Manager	1	1	0
Sergeant	3	3	0
SPO / PO	7	7	0
Civilian Supervisor Gen. Fund	4	4	0
Victim Advocate Gen. Fund	13	12	-1
Victim Advocate JAG Grant	3	3	0
Victim Advocate ARPA Grant	7	4	-3
Victim Advocate LEV Grant	3	1	-2
Sr. Payroll Clerk Gen. Fund	1	1	0
Sr. PSO Gen. Fund	2	2	0
Admin. Assistant Gen. Fund	1	1	0
SOA Gen. Fund	2	2	0
Word Processor	1	1	0
TOTALS	50	44	-6

Family Violence (FV)
Sex Crimes (SC)
Robbery (R)
Human Trafficking (HT)
Homicide (H)
Vehicular Crimes (VC)
* Denotes Spanish Speaker
Green Text = Grant Funded
Green Box = Jag Grant
Yellow Box = ARPA Grant
Purple Box = LEV Grant

VICTIM SERVICES DIVISION

Edward A. Thomas Building – Police Headquarters
1200 Travis, 7th Floor
Main # 713-308-0080

8

Westside Patrol
3203 S. Dairy Ashford, 1st Floor
Direct#832-394-5621 or 5698 or 5624

Southeast Patrol
8300 Mykawa, 1st Floor
Direct # 832-394-5621 or 5698 or 5624

North Patrol
9455 W. Montgomery Rd
Direct # 832-394-3606 or 3604 or 3605

Southwest Patrol
13097 Nitida Street
Direct # 832-394-0416 or 0523

Northeast Patrol
8301 Ley Road
Direct # 832-395-1562

Midwest Patrol
7277 Regency Square Blvd.
Direct # 832-394-1370

North Belt
100 Glenbrough Dr., Ste #300
Direct # 832-394-4900

JANUARY 1 — DECEMBER 31, 2021

- ❖ *Victim Services Division* has provided trauma informed care to **20,567** victims of violent crime. All cases which would qualify for Crime Victims Compensation.
- ❖ Of those victims, **13,103** of them are family violence survivors, which accounts for **64% of the division's case load**.
- ❖ In **2021**, **DART** served **4,379 victims**

VICTIM OUTREACH – PILLAR I

FOLLOW UP ON RMS REPORTS, SITE VISITS, HOSPITAL VISITS, PHONE CONVERSATIONS OR WALK-IN INTERVIEWS, THE VICTIM ADVOCATE CAN ASSESS THE VICTIM'S NEEDS AND ASSIST WITH:

- ❖ *CRISIS INTERVENTION* AND FOLLOW-UP
(PER OFFICER OR DETECTIVE REQUEST)
- ❖ *CRIMINAL JUSTICE SYSTEM INFORMATION*
- ❖ *PROTECTIVE ORDER INFORMATION*
- ❖ *INFORMATION REFERRALS* TO SHELTERS, SOCIAL SERVICES AND LEGAL RESOURCES

VICTIM OUTREACH — CONT. PILLAR I

- ❖ NOTIFICATION AND ASSISTANCE FILING *CRIME VICTIMS' COMPENSATION*
- ❖ ASSISTANCE WITH *PROPERTY RETURN*
- ❖ *FORENSIC SKETCH ARTIST* (OFFENDER RECONSTRUCTION)
- ❖ *ON-CALL TEAM*, CONSISTS OF ON-CALL SUPERVISORS, ADVOCATES, AND OFFICERS WHO RESPOND TO MEDIA WORTHY INCIDENTS IN ORDER TO ASSIST THE VICTIM AND THEIR FAMILIES DIRECTLY AFFECTED BY THE INCIDENT

U & T VISA UNIT – PILLAR II

THE U VISA IS A UNITED STATES NONIMMIGRANT VISA WHICH IS SET ASIDE FOR VICTIMS OF CRIMES (AND THEIR IMMEDIATE FAMILY MEMBERS) WHO HAVE SUFFERED SUBSTANTIAL PHYSICAL OR MENTAL ABUSE WHILE IN THE U.S. AND WHO ARE WILLING TO ASSIST LAW ENFORCEMENT AND GOVERNMENT OFFICIALS IN THE INVESTIGATION OR PROSECUTION OF THE CRIMINAL ACTIVITY.

- ❖ INITIAL INTAKE REQUESTS
- ❖ PROCESSING & COMPLETING RESPONSE FROM THE DEPARTMENT
- ❖ WORK CLOSELY WITH NONPROFIT IMMIGRATION & PRIVATE ATTORNEYS TO PROCESS THE REQUESTS FOR THE UNDOCUMENTED VICTIMS OF VIOLENT CRIME

Community Outreach/ Training – Pillar III

- ❖ MANDATORY IN-SERVICE TRAINING
- ❖ CADET TRAINING
- ❖ PROFESSIONAL DEVELOPMENT
- ❖ COMMUNITY INFORMATION SHARING
- ❖ COMMUNITY OUTREACH AT EVENTS



DOMESTIC ABUSE RESPONSE TEAM (D.A.R.T.) – PILLAR IV

D.A.R.T. CONSISTS OF VICTIM ADVOCATE PARTNERED WITH D.A.R.T. TRAINED OFFICER WHO RESPONDS TO DOMESTIC VIOLENCE AND OTHER VIOLENT CRIME SCENES WHILE THE VICTIM IS IN CRISIS TO PROVIDE AN IMMEDIATE NEEDS AND SAFETY ASSESSMENT.

- ❖ PROVIDE ASSESSMENT & IMMEDIATE REFERRAL SERVICES
- ❖ REFERRAL TO ON-DUTY FORENSIC NURSE
- ❖ OPERATIONAL HOURS: 7 DAYS A WEEK, 7 PM – 3 AM CITYWIDE
- ❖ [DART VIDEO](#) – DART2020

D.A.R.T. Closes the Gap with the Community

D.A.R.T. is a *crisis response team* (civilian victim advocate and officer) designed to inspire victims' trust in the criminal justice system by providing immediate safety and linking **high-risk** victims to **resources on scene**.

D.A.R.T. Teams:

Provide immediate scene safety;

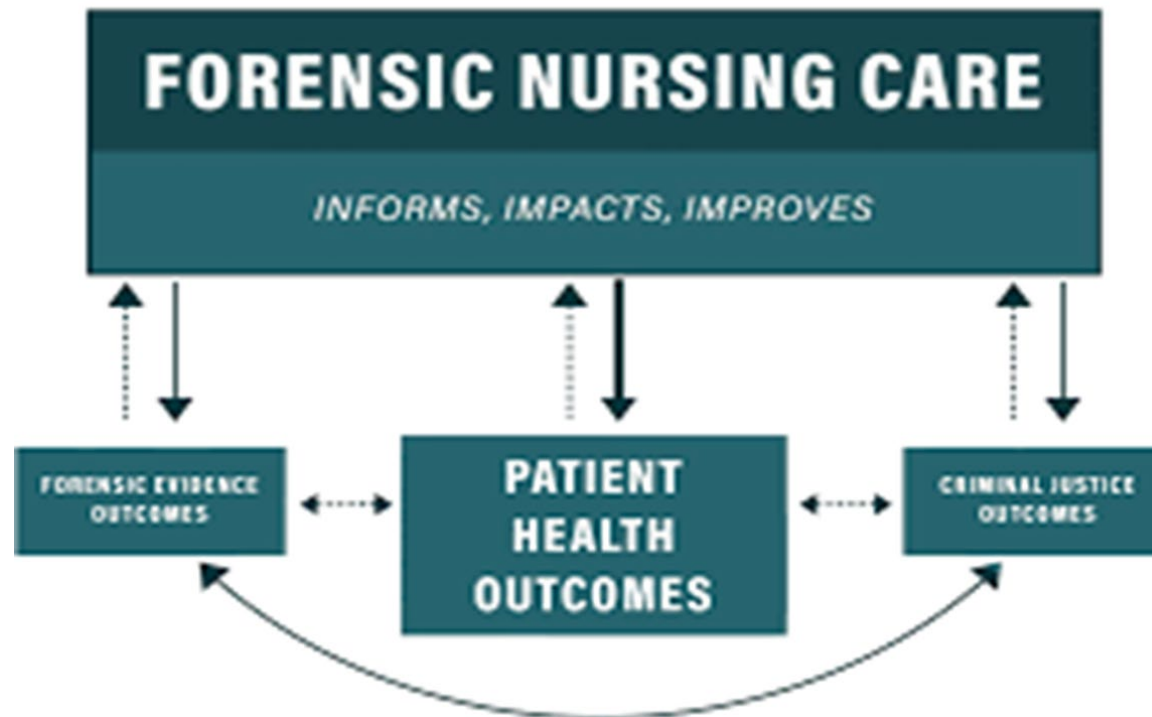
Facilitates enhanced offender accountability by using forensic nurses

Collaborate with community partners to coordinate the continuum of care for victims.

(i.e. medical forensic services, temporary shelter, food, mental health services, and legal advocacy.

D.A.R.T. Forensic Nurse Examiners

*THE CONSTRUCTED THEORY
OF FORENSIC NURSING CARE*



D.A.R.T. Focuses on High-Risk Cases

- ❖ STRANGULATION, AGGRAVATED ASSAULT (use of a weapon), CONTINUOUS FAMILY VIOLENCE OFFENSES
- ❖ Identify the most traumatized victims to connect for services
- ❖ Recognize long term and short-term health effects for survivors
- ❖ Strangulation overlaps with Sexual Assault, Human Trafficking, Elder Abuse, and Child Abuse (Physical & Sexual)
- ❖ **Decrease homicide rates**, Increase conviction rates on non-fatal cases

Sgt. Harold Preston
E.O.W. 10/20/20



MOST VOLIATILE CFS FOR LAW ENFORCEMENT

18

STUDIES INDICATE THAT 30-50% OF PERPETRATORS WHO KILL POLICE OFFICERS HAVE A DOCUMENTED PUBLIC RECORD OF INTIMATE PARTNER STRANGULATION.



Officer Involved Shooting

January 27, 2022

- Units respond to a Threat/Family Violence at 1513 Tralle St.
- Officers located the suspect at the location, but he left the location as Officers were arriving in a gray motor vehicle.
- Officers initiated a stop, but the suspect refused and a motor vehicle pursuit occurred. The suspect crashed his vehicle at the 2500 block of Hutchins and fired several rounds at Officers during this incident.
- Officer N. Gadson, Officer D. Hayden and Officer A. Alvarez were transported to Memorial Hermann Hospital.
- Lt. Jefferson and Commander Dale made the scene of this incident.

7C28E

Officer N. Gadson – sustained a gun shot wound to his leg.

Officer D. Hayden – sustained two gun shot wounds to his stomach and arm.

7C28E

Officer A. Alvarez – sustained a gun shot wound to his hip.

[NE Officers - Video](#)

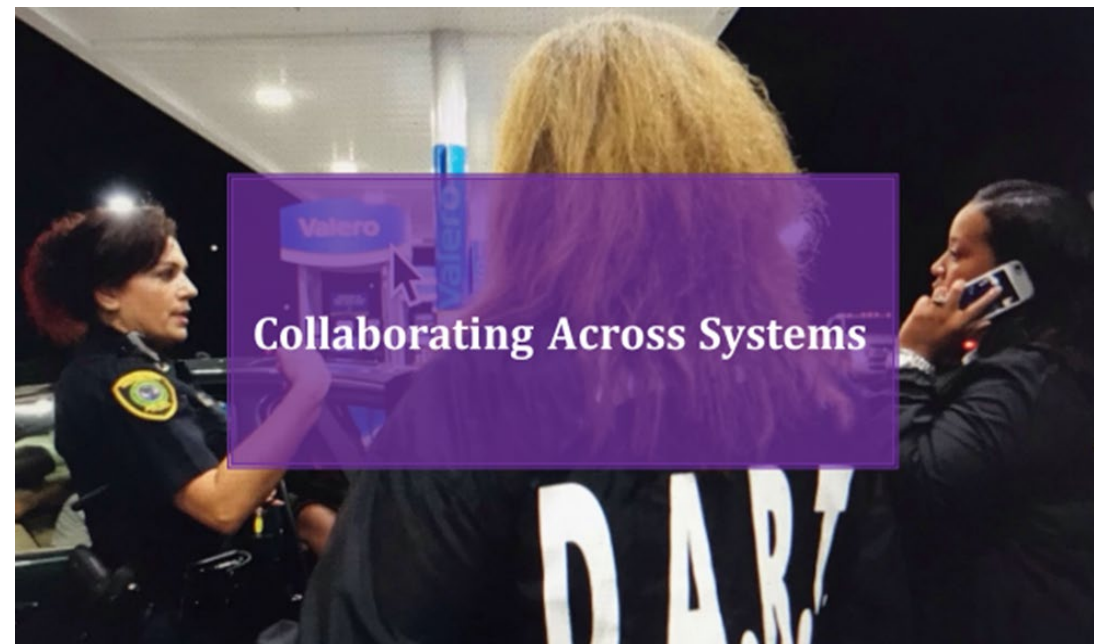
Collaborating For Success



HAWC | 45 YEARS
Ending domestic and sexual violence for ALL

20

- ❖ Due to the partnership forged with the **Houston Area Women's Center, D.A.R.T. survivors** are **prioritized** for emergency shelter.
- ❖ This is groundbreaking but we have also determined through data **almost 50% of SWAT Call Outs** are in response to Domestic Violence (barricaded suspect, hostage situation, etc.)
- ❖ As a result, **D.A.R.T. & S.W.A.T.** developed an **Operational Plan** to obtain critical information from the victim minutes after D.A.R.T.'s arrival saving valuable time (consent to search etc.).



In Closing

- Partners Video





21



Harlan "Dan" Harris, Commander

Harlan.Harris@HoustonPolice.org

(713) 308-0073

Julie Pleasant, Lieutenant

Julie.Pleasant@HoustonPolice.org

(713) 308-1865

Proclamation – October 26, 2021,
Officially named D.A.R.T. Day!



2022

Year in Review

The Houston Police Department's three areas of focus:

- Combat violent crime
- Increase the use of technology
- Focus on recruiting and retention



Public Safety & Homeland Security
City Council Committee

November 17, 2022

HOUSTON POLICE DEPARTMENT

Results

Thanks to the efforts of our officers and civilian staff at HPD, we are seeing significant reductions in almost every category of violent crime this year compared to 2021.

Violent Crime is down 8.53%.

- 11.00%
Murder

- 19.55%
Sexual Assault

- 6.42%
Robbery

- 8.56%
Aggravated
Assault

Technology: ALPRs

Thanks to the support of City Council, 380 Flock Automated License Plate Readers have been purchased.

Of those:

- 264 Council District cameras have been installed
- 106 Public Works camera installations will be completed by the end December
- The remaining 10 camera locations are being researched by Parks Houston for optimal deployment in 2023.

An additional 25 Flock cameras were purchased using grant funds and deployed in the northeast area this past summer.

Technology: ShotSpotter

HPD has also continued its use of ShotSpotter, which automatically detects gunshots in certain areas and alerts police.

Since it was implemented in late December 2020 in the Southeast Patrol Division and then most recently expanded to the North Patrol Division, ShotSpotter has resulted in:

- 5,203 published alerts
- 1,026 offense reports
- 94 arrests
- 60 felony charges
- 63 misdemeanor charges
- 4,216 fired cartridge cases being recovered
- 93 guns recovered and tagged into evidence
- 814 offense reports entered into the NIBIN system

Community Partnership

Realizing the best way to prevent crime is by partnering with Houston's communities, HPD has increased its engagement efforts.

Through a host of youth programs, officers are reaching out and working with our kids. Officers mentor and support middle and high school kids on making good life choices, the career opportunities available to them, and how to become responsible, productive individuals.

Two successful gun buyback events resulted in 2,061 guns being taken off the streets. These are guns that cannot possibly be used by criminals or end up accidentally in the hands of children, with sometimes tragic results.

HPD also continues to work with the public on ways they can protect themselves from catalytic converter thefts, keeping their guns from being stolen from vehicles and how to keep themselves, their loved ones, and their property safe.

Mental Health

Often, police are the first to respond to someone having a mental health crisis. So as a city, we are trying to find a better way to safely get these individuals the help they need.

To that end, we developed a Clinician-Officer Remote Evaluation Program (CORE). This allows an officer with an iPad to remotely connect with a mental health clinician.

Thanks to City Council funding, HPD has increased the department's Crisis Intervention Response Team (CIRT). This pairs a specially trained officer with a licensed clinician who respond in person to mental health disturbance calls.

The Mobile Crisis Outreach Team (MCOT) relies on a team of two civilian clinicians to make scenes where there is not believed to be a crime or threatening circumstances. This program is run in partnership with the Harris Center and has more than 35 members, with more in the process of being hired.

Looking Ahead



Recruiting

HPD continues to hire in a competitive job market. Since January, we've sworn in more than 200 new officers and have 5 cadet classes this year.



Retention

This summer, Houston signed a new meet and confer agreement ensuring officers receive a 4%, 3% and then 3.5% raise over the next three years.



Grant Funding

HPD has successfully procured and managed 58 grants totaling more than \$67.5 million. These funds were used to further our efforts.



HOUSTON FIRE DEPARTMENT RESOURCE STATUS

Samuel Peña, Houston Fire Chief

November 17, 2022

Agenda



Provide Staffing Level Summary

Provide Ambulance Service Demand Information

Provide status of major Houston Fire Department (HFD) programs

1. Fleet (Engine, Aerial, Ambulance) and Flood Response Programs
2. Firefighter Health and Safety Program

HFD Staffing Summary



*Total Headcount

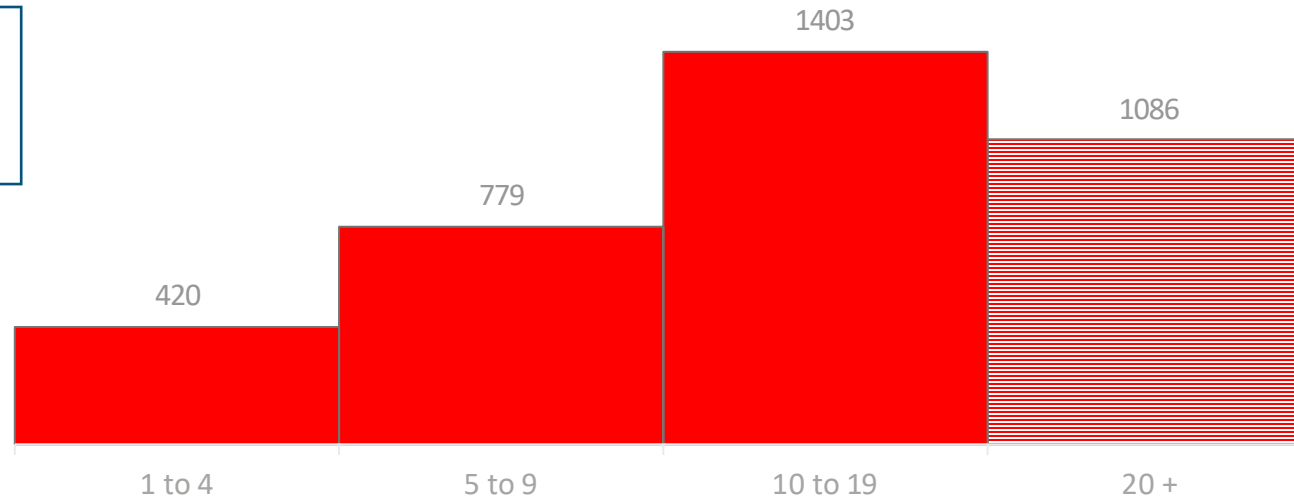
Required

**3931

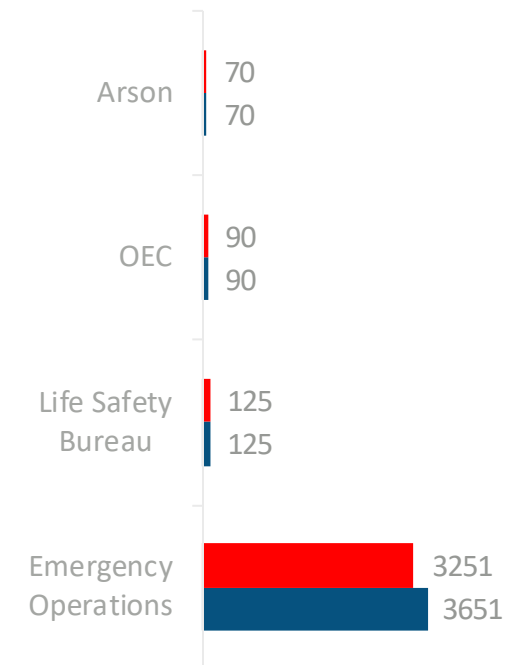
Current

3642

Years of Service



Headcount by Division



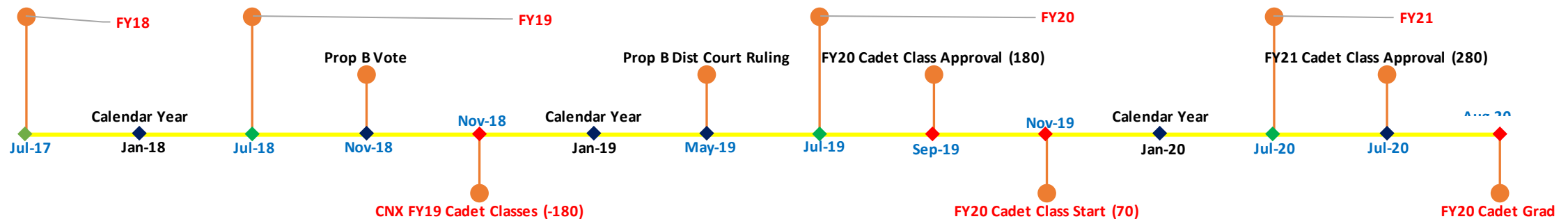
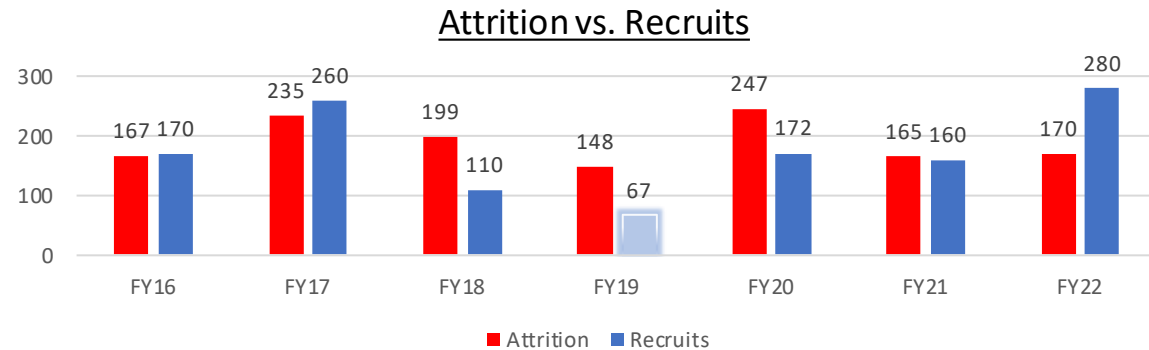
*As of November 2022

**To maintain current deployment (need + transport units and LSB Inspectors)

HFD Staffing Summary



- Current staffing is ~290 FF below optimal level
- FY18 and FY20: Higher than normal attrition
- FY19-20: Prop B forced cancellation of 4 academy classes
 - Missed recruitment target by ~200 FF
 - 1 year between academy classes
 - Only 67 new FF from May '19 to Aug '20
- Approved 4 Academy classes per year in FY21, FY22
- Approved for 5 Academy classes & 2 Fast Track (3 remaining) for FY23, based on # of eligible applicants
 - 280 Recruits per year (100 above normal attrition)
 - Additional Classes approved by Mayor

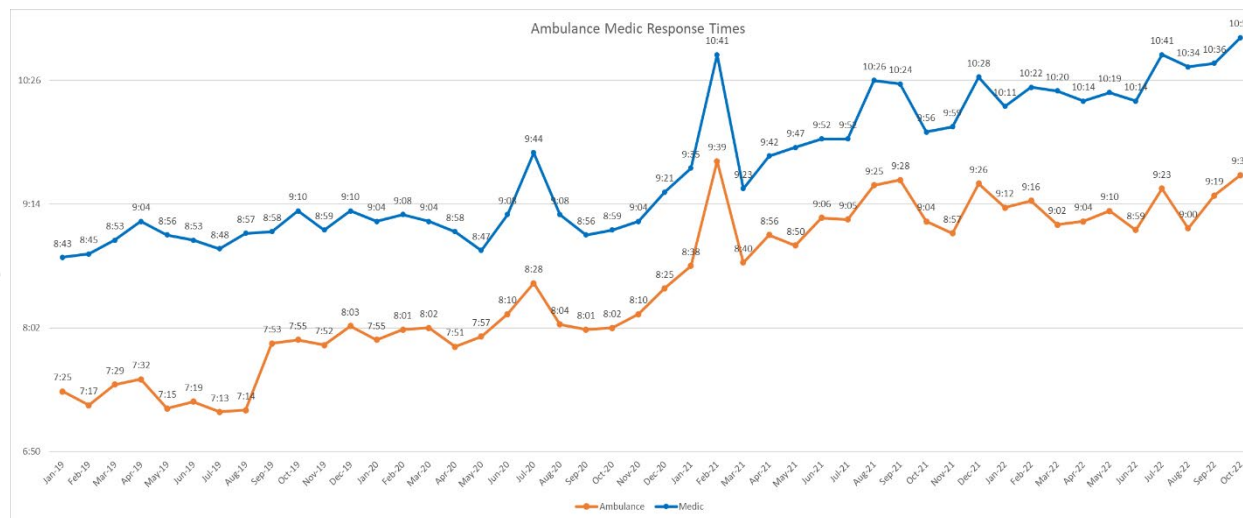




Ambulance Service Demand

- ~~EMS incidents account nearly 86% of HFD workload~~
- Call volume has increased over 15% in the last 7 years
- Increase is completely driven by EMS call volume
- Peak time demand between 1100 and 1800
 - EMS Resource Management in effect 13% of the time
- Dispatch adjustments in attempts to send the most appropriate resource have been made to over 37 medical call types
 - Dispatch adjustments have made limited impact on Ambulance capacity.
- Minimum 5 Additional Ambulance Units needed in the System (8,33,35,46, and 73)
- Mayor & Council approved additional funds to staff 5 additional ambulance units → 5 Peak Time Units planned for next month.

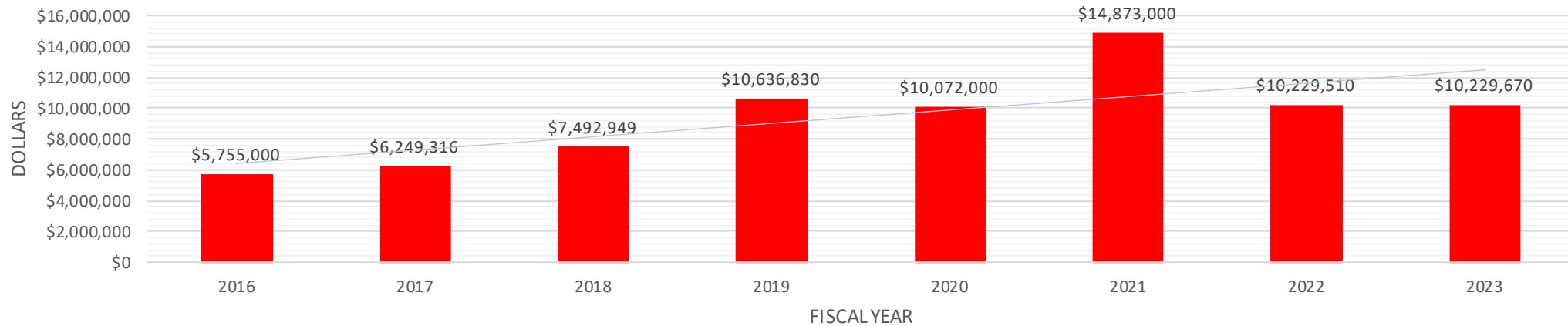
Year	Total Fire Incidents	Total EMS Incidents	All Incidents
2010	44,341	226,084	270,425
2011	46,200	230,518	276,718
2012	44,707	248,974	293,681
2013	42,061	257,040	299,101
2014	41,747	276,842	318,589
2015	43,053	289,973	333,026
2016	42,103	293,811	335,914
2017	44,451	297,385	341,836
2018	44,595	295,711	340,306
2019	45,299	301,731	347,030
2020	43,115	301,266	344,381
2021	51,047	332,842	383,889
YTD 2022	44,206	289,918	334,124
Total	576,925	3,642,095	4,219,020



Fleet Replacement Program



HFD Fleet CIP Summary 2016-2023



Apparatus	2017	2018	2019	2020	2021	2022	2023	Totals	Replacement %
Fire Engines (89)	4	4	10	8	9	6	5	46	52%
Aerials (38)	3	2	3	3	3	2	2	18	47%
Ambulance (103)	0	9	18	8	15	0	6	56	54%

Fleet Replacement Program



FY22 Fleet

Engines	6
Ladder 12yr+	2
Ambulances 7yr+	0
DC/Safety Vehicles 7yr+	3
Arson 10yr+	10
Command Staff Vehicles	2
Total Investment \$10,229,510	

FY23 Fleet

Engines	
Ladder 12yr+	2
Ambulances 7yr+	6
DC/Safety Vehicles 7yr+	21
Arson 10yr+	4
Engines	5
Total Investment \$10,229,670	

Flood Response	Inventory
Rescue Boats	11
Evacuation Boats	21
HW Vehicles (Plus: Booster/HWW's)	9 (6)
Wave Runners	10
Prime Movers	10
PS Drones	3
Water Strike Team Training/Equipment	80
GF Investment:	\$2,911,349
CDF District C (Zodiac Boat):	\$20,000
*Donations:	\$593,012
Total Investment(FY'18-'20):	\$3,524,361



HFD Vehicle Lease Program



- Contracted with Enterprise to replace 105 vehicles across multiple HFD divisions
 - LSB, Training, OEC
 - Vehicles received in April 2021 (10 months of lease payments)
- Enterprise contract is at its first cycle of replacement.
 - Supply chain delays will limit wholesale replacement of all 105 lease vehicles
 - 49 of 105 vehicles will be replaced this year
 - Enterprise will buy-out 65% equity of remaining 56 lease vehicles and extend the lease term for 12 months

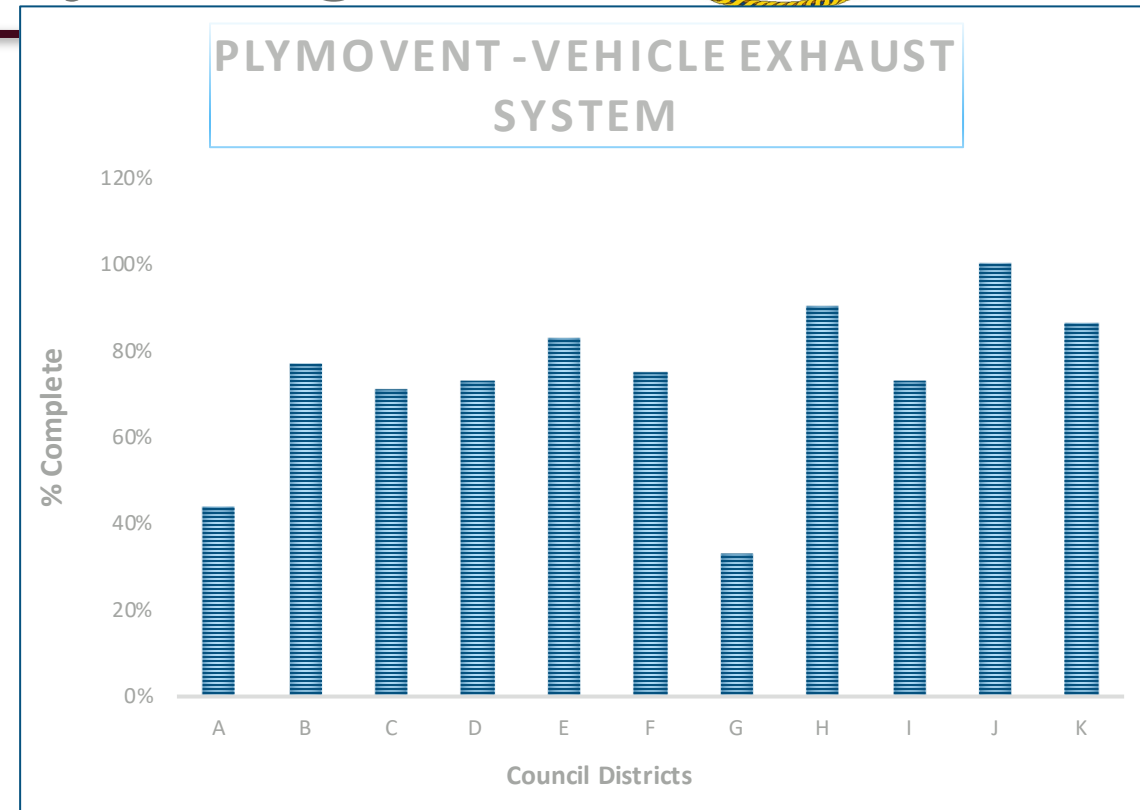
Lease Program Cost (105 Vehicles)	FY21 (3 months)	FY22	FY23
			Projection
LSB Vehicle Outlay	(\$133,912)	(\$727,820)	(\$856,681)
2021 Sale of 84 of 105 old LSB vehicles	\$119,468	\$0	\$0
Sale of 49 lease vehicles replaced		\$580,405	\$441,000
Equity of 56 vehicle extended lease		\$554,598	\$221,411
Additional lease of 5 vehicles			\$72,120
Vehicle Sale + Equity Total		\$1,135,003	\$734,531
Net Cost	(\$14,444)	\$407,183	(\$122,150)

Firefighter Health and Safety Program



Program Improvements

- Plymovent - Vehicle Exhaust System
 - Reduces the health risk in the station
 - 64 Fire Station installations completed
 - Funding assisted by 2017, '18, '19, '20 AFG Grant
 - 10 Stations not qualified for grant funding @ \$75,000/station
- Extractor - Commercial Washers
 - Improves process of keeping gear clean and firefighters safe
 - Completed purchase for each Fire Station, Arson & Academy
 - Funding assisted by Firefighter Foundation of Houston (FFFH) & CDF Districts A,E,G
 - 79 Installed, 16 to be installed, no remaining purchases



Firefighter Health and Safety Program



Strategic Purchase/Investment Needs

Equipment	Completed/Projected	Needs	Estimated Cost
Plymovent System	64 Fire Stations	39 to install	\$5.9 Million
Extractor/Gear Washers	79 Fire Stations	16 to install	\$1.1 million
Half Mask Respirators & Filters	Completed All Personnel	Mx Costs	\$350,000
Annual Program M&O	Safety Equipment Mx, Replacement & Repair		\$220,000
Created the Department Health and Safety Chief position			COMPLETED
Applied for 2020 AFG Grant to fund NFPA 1582 Compliant FF Physical Exams *Grant received. Processing procurement*			\$2.2 Million
Purchased standard Physical Fitness equipment for each fire station in collaboration with Health and Safety Chief and Committee			COMPLETED



Non-Traditional Funding Sources

August 2017 to August 2022

- Donations:
- Grant Funding – Local, State and Federal:
 - (UASI & HLSR: \$5,076,889.00)
 - AFG, State and other Local: \$10,245,021.39
 - Other Grants: \$2,985,484.19
- Total Non-Traditional Funding to HFD: **\$19,670,843.58**

HFD Accomplishments



- *ISO Class 1 Designation- Insurance Services Office Public Protection Classification 1*
- *CFAI Accredited Agency Designation- Commission of Fire Accreditation International*

Secured a contract with Houston Community College for Emergency Medical Technician (EMT) cadet training

Completed 2 paramedic training cohorts (36 paramedics) with a 3rd cohort currently in training with Lone Star Community College (LSC)

Completed station renovations on FS38

- *Implemented Wildland Firefighter Team capability*
- *Adopted 2015 International Fire Code*
- *Lease Vehicle Program replaced 105 vehicles for the Life Safety Bureau, Training, OEC*
- *Plymovent (Diesel Exhaust Removal System)– installed in 64 of 79 fire stations approved for grant funding*
- *Extractors (Commercial Gear Washers)- installed in 79 fire stations to date, including 21 District Houses*
- *Purchased Half-Mask Respirators for each member to use post fire extinguishment in non-IDLH*
- *Replaced SDI Fireground Accountability Program*



Questions?



Houston Emergency Center

2023 Greater Harris County 9-1-1 Budget Request



HEC Mission

The mission of the Houston Emergency Center is to receive calls from citizens regarding emergencies occurring in Houston and to dispatch the appropriate Police/Fire/EMS assets to those emergencies in an expeditious and efficient manner.



GHC-911 Service Area



GHC 9-1-1 is the largest 9-1-1 system in Texas providing the 9-1-1 telecommunications and technology infrastructure for 5.8 million residents throughout 49 cities (including Houston) and the unincorporated areas of Harris and Fort Bend Counties.

Total FY2023 budget request is \$56.9 Million



2023 Portion of HEC Budget for 9-1-1 Operations Reimbursed by GHC

Description	2023
Salaries (178.5 Positions)	\$17,755,000
Other Expenses	\$665,000
Total	*\$18,420,000

Nearly 1/3 of GHC 9-1-1 budget flows to the City of Houston to operate its 9-1-1 call center. This does NOT include equipment purchases (e.g., I.T., workstations, etc.).

**HEC FY2023 Total Budget is \$32,160,793*



Recent Improvements

Greater Harris County 9-1-1 has completed:

- Replaced and increased the number of 9-1-1 call taking workstations at HEC from 50 to 62
- Provides ruggedized laptops as needed capable of answering 9-1-1 calls
- Upgraded the 9-1-1 phone system from analog to Voice or Internet Protocol (VOIP) to provide more flexibility in 9-1-1 call routing (total cost \$800,000+)
- Upgraded HPD Dispatch Consoles
- Transitioned to a fully Next Gen 911 System
 - Allows for greater flexibility to receive video and picture files from callers
 - City of Houston Computer Aided Dispatch (CAD) in the process of being upgraded to absorb this information



Houston Emergency Center

HEC typically receives 2+ million 911 calls for service each year and 600,000+ non-emergency police calls and over 8100+ texts to 911.

- Same call takers utilized to answer 911 and police non-emergency calls. 911 emergency calls take precedence for staffing.
- 2022 year to date 1.825 million 911 calls have been received for fire / police / medical.
 - Average time to answer 911 calls is 8 seconds
- 2022 year to date HEC has received 547,000 police non-emergency calls.
 - Average time to answer 4 minutes.
- 2022 year to date 50,000+ calls utilized language line translation services



Houston Emergency Center

HEC has 212 frontline call taker and supervisor positions to answer 911 and police non-emergency calls

- Currently experiencing approximate 35% vacancy rate.
- 911 call taker shortages and turnover being experienced nationwide.
- Have increased hiring capacity and schedule for training classes for call takers.
- Bring on board 9 to 10 new hire call takers every 6 to 8 weeks to begin the training process





Questions

MUNICIPAL COURTS DEPARTMENT

PUBLIC SAFETY COMMITTEE 2022 YEAR-END REVIEW

November 17, 2022

Presented By:

**J. Elaine Marshall
Director and Presiding
Judge**





The Houston Municipal Courts is the largest municipal court in Texas and leads all other Texas cities in volume of cases and revenue.

COMPARATIVE STATISTICS

(Office of Court Administration 2021-2022 reporting year)

City	Cases Filed	Cases Disposed	Total Revenue
Houston	342,138	325,328	\$36,534,061
San Antonio	104,582	90,016	\$14,142,658
Dallas	103,838	440,412	\$16,584,855
Austin	26,772	48,923	\$7,571,922
Fort Worth	59,637	49,993	\$8,051,777

MISSION

To provide an accessible legal forum for individuals to have their court matters heard in a fair and efficient manner while holding to a high standard of integrity, professionalism, and customer service.

JURISDICTION

- Class C Misdemeanors *(fine only offenses)*
- City Ordinance Violations
- Parking Citation Disputes

SAFE HARBOR COURT



CITY OF HOUSTON MUNICIPAL COURTS



SAFE HARBOR COURT

HELD DAILY AT 1400 LUBBOCK

Monday-Friday 6pm-9pm

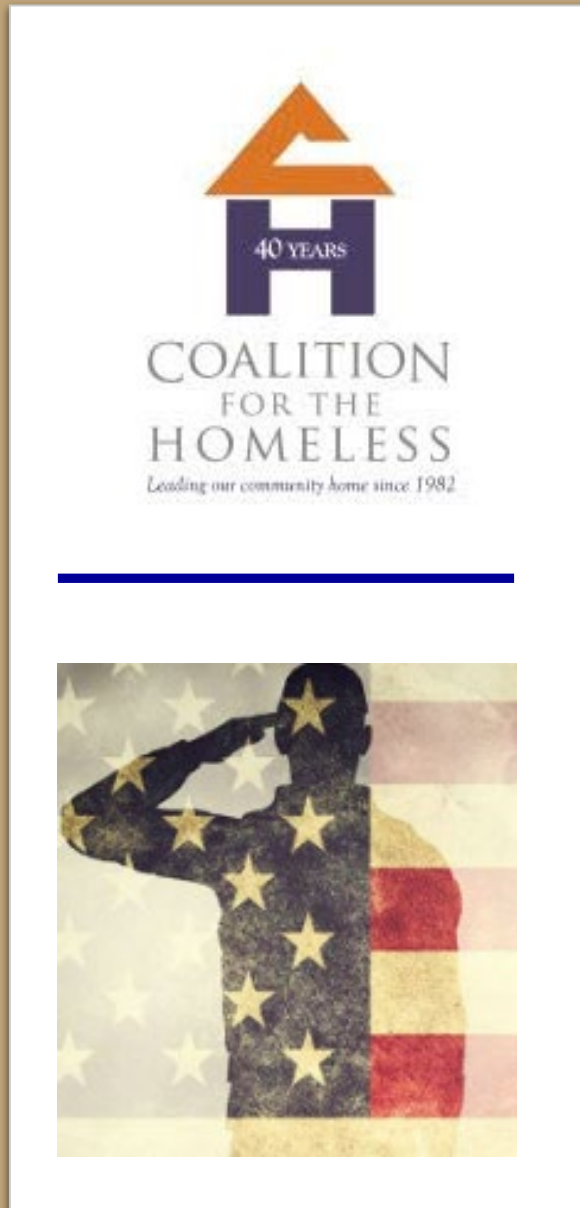
In alignment with Mayor Turner's Complete Communities Plan to create a more equitable and prosperous city for all Houstonians, the Houston Municipal Courts Department implemented the Safe Harbor Court in 2020.

This Program assists individuals who are having financial hardships and medical issues due to the COVID-19 pandemic through the process below.

- Defendants present evidence of their inability to pay their fines/fees
- Judge provides various options including payment plans to assist in case resolution

FY22 STATISTICS:

- Number of cases: 1,015



COMMUNITY OUTREACH DOCKETS

HOMELESS OUTREACH

HELD THREE TIMES PER MONTH AT 1400 LUBBOCK

FY22 Statistics

- Number of Cases: 2,985
- Number of Defendants: 405
- Number of Cases Resolved: 2,103

This program is a result of an Inter-Agency Agreement between the City of Houston and the Coalition for the Homeless of Houston/Harris County, Inc. that was established in August of 2006.

Goals

- Remove legal barriers in order to obtain a drivers license, or a State issued identification card
- Provide social services

VETERANS COURT

HELD ONCE PER MONTH AT 1400 LUBBOCK

Annual Statistics

- 100-120 veterans

Three-Step Process:

- Veterans come to any of our court locations and provide proof of their veteran status
- Their case is rescheduled for Veterans Court
- The veteran attends Veterans Court as scheduled

Services:

- Reduced fines/payment options
- Social services through the U.S. Department of Veteran Affairs, the V.A. Hospital, Beacon Law and Combined Arms



AMNESTY PROGRAMS

The Municipal Courts Department recently announced its 2022 Fall Amnesty Program that is aimed to assist individuals to resolve pending/outstanding court matters in warrant status.

The Fall Amnesty Program runs from October 28, 2022, through November 19, 2022. As we enter the final week, we continue to urge individuals to come in and speak with a judge and resolve their court matters in a safe and equitable manner, without fear of arrest.

Fall 2018 Amnesty

Cases Cleared: 2,638

Spring 2020 Amnesty

Cases Cleared: 4,507

Spring 2019 Amnesty

Cases Cleared: 4,460

Fall 2022 Amnesty

Cases Cleared: 1,341

(partial/in progress)



MAGISTRATE SERVICES and JAIL DOCKETS

MAGISTRATE SERVICES

365 days per year (including holidays)
All Court Locations

- Statutory Warnings (FY22: 2,708)
- Search Warrants/Blood Search Warrants (FY22: 4,717)
- Emergency Protective Orders

JAIL DOCKETS

365 days per year (including holidays)
Joint Processing Center

- Seven daily (7) arraignment dockets
- Two (2) daily trial dockets
- Dedicated cashiers for jail bonding and payments






WARRANT VERIFICATION SERVICES

The Municipal Courts Department provides dedicated warrant verification services to law enforcement. This 24/7/365 service confirms case status and helps to avoid false arrests.

FY22 Statistics

Number of Cases Verified: 46,106



COMMUNITY OUTREACH INITIATIVES

MCD hosts various school tours and community outreach events annually with presentations and activities designed to increase public safety awareness.

FY22 STATISTICS

- School Tours: 8
- Students: 221

ACTIVITIES:

- Participants sign a “No Texting While Driving” pledge
- Live Distracted Driver/Driving Under the Influence simulators
- Interaction with court staff (judges, bailiffs, defense attorneys, and MCD Executive team)
- Community Outreach Clinics



TEEN COURT



Since its inception in 2013, the Municipal Court Teen Court Program has engaged our community's youth by providing education, training, public safety awareness, and valuable experience.

PROGRAM BENEFITS:

- First-hand participation in legal process
- Mentorship through professional volunteers
- Reduced recidivism

The program continues to expand by 20-30% each year. Many Teen Court graduates have gone on to attend higher education, law enforcement careers, and law school.

TEN YEAR SNAPSHOT:

- 2012 Participants: 25-40
- 2022 Participants: 155

JUVENILE CASE MANAGER PROGRAM

TRUANCY PREVENTION SERVICES

The mission of the Court's Juvenile Case Manager Program is to reduce juvenile involvement in the criminal justice system through early identification, assessment, and prevention services.

FY22 Statistics

- Student Contacts: 4,006
- Caseload Clients: 632

Program Goals/Highlights

- Increase school attendance
- Reduce truancy
- Enhance accountability of students/families
- Provide social service referrals for families
- Student engagement activities during school breaks and after school


School Districts Served

- Houston ISD
- Spring Branch ISD
- Aldine ISD (*added in FY22*)



STATUS OF THE COURTS

- **Court security/safety initiatives**
- **No COVID-related case backlog**
- **1400 Lubbock facility replacement**



QUESTIONS?

Thank you for your continued support!

www.houstontx.gov/courts

PUBLIC SPEAKERS

Next Meeting: January 19th 2023

