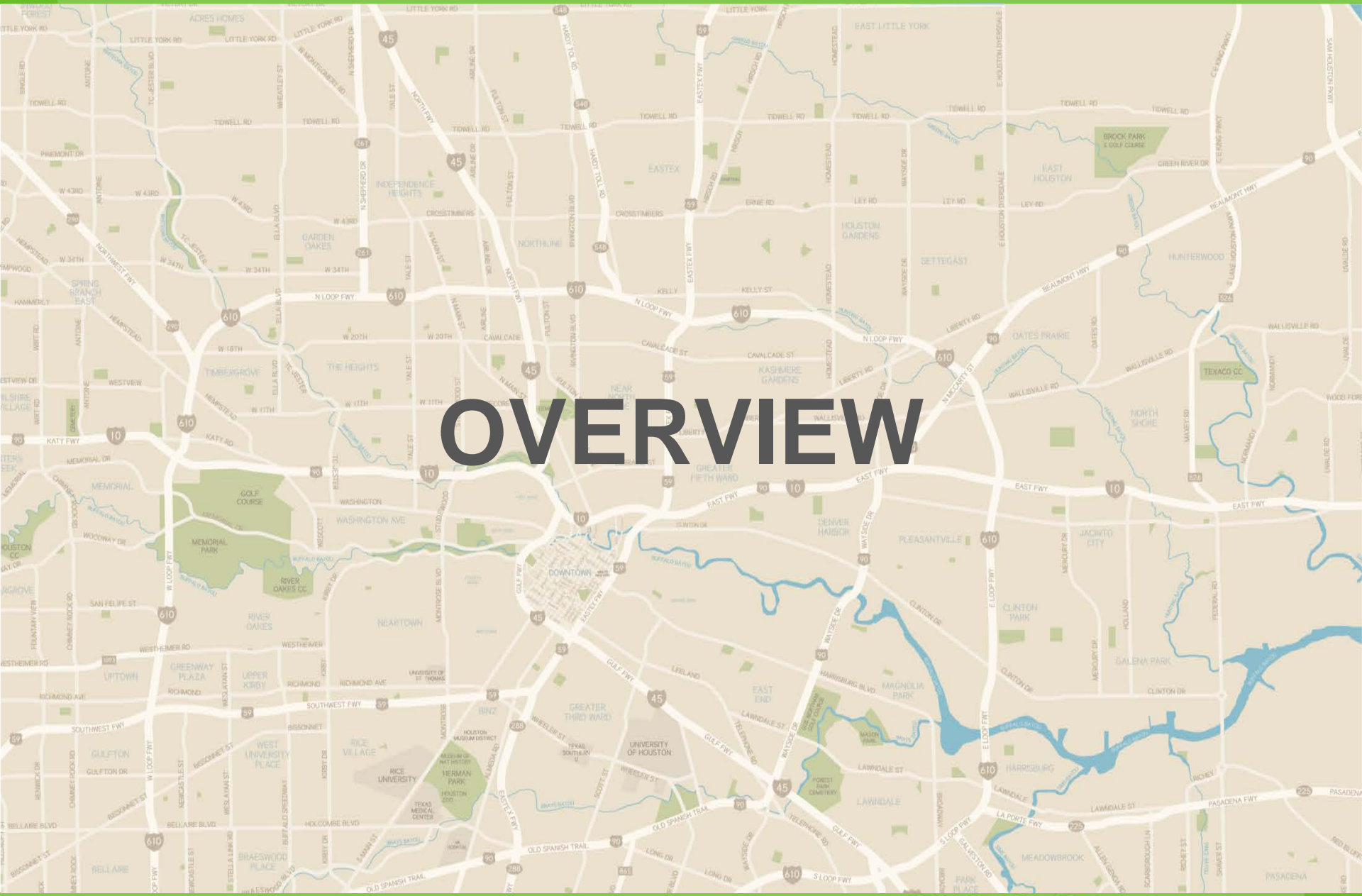


2017 ANNUAL ACTION PLAN

City of Houston
Sylvester Turner, Mayor

Housing and Community Development Department
Tom McCasland, Director





OVERVIEW

Housing and Community Development Department

Funding Priorities of HUD Grants

Affordable
Housing

Supportive
Services

Infrastructure/
Neighborhood
Services

Community
Economic
Development

HCDD receives Entitlement Grants and Special Grants

Entitlement Grants

CDBG

Community Development
Block Grant

Finances housing,
public services,
public facilities,
and economic
development

HOME

HOME Investment
Partnerships Grant

Promotes
public/private
partnerships to
expand
affordable
housing stock for
renters and
owners

HOPWA

Housing Opportunities
for Persons with AIDS

Funds housing
and social
services for
persons with
HIV/AIDS and
their families

ESG

Emergency Solutions
Grant

Funds shelter and
services for
homeless
persons and
those at risk of
becoming
homeless

Annual Action Plan



Annual Action Plan

Allocates federal entitlement funds to activities for the year

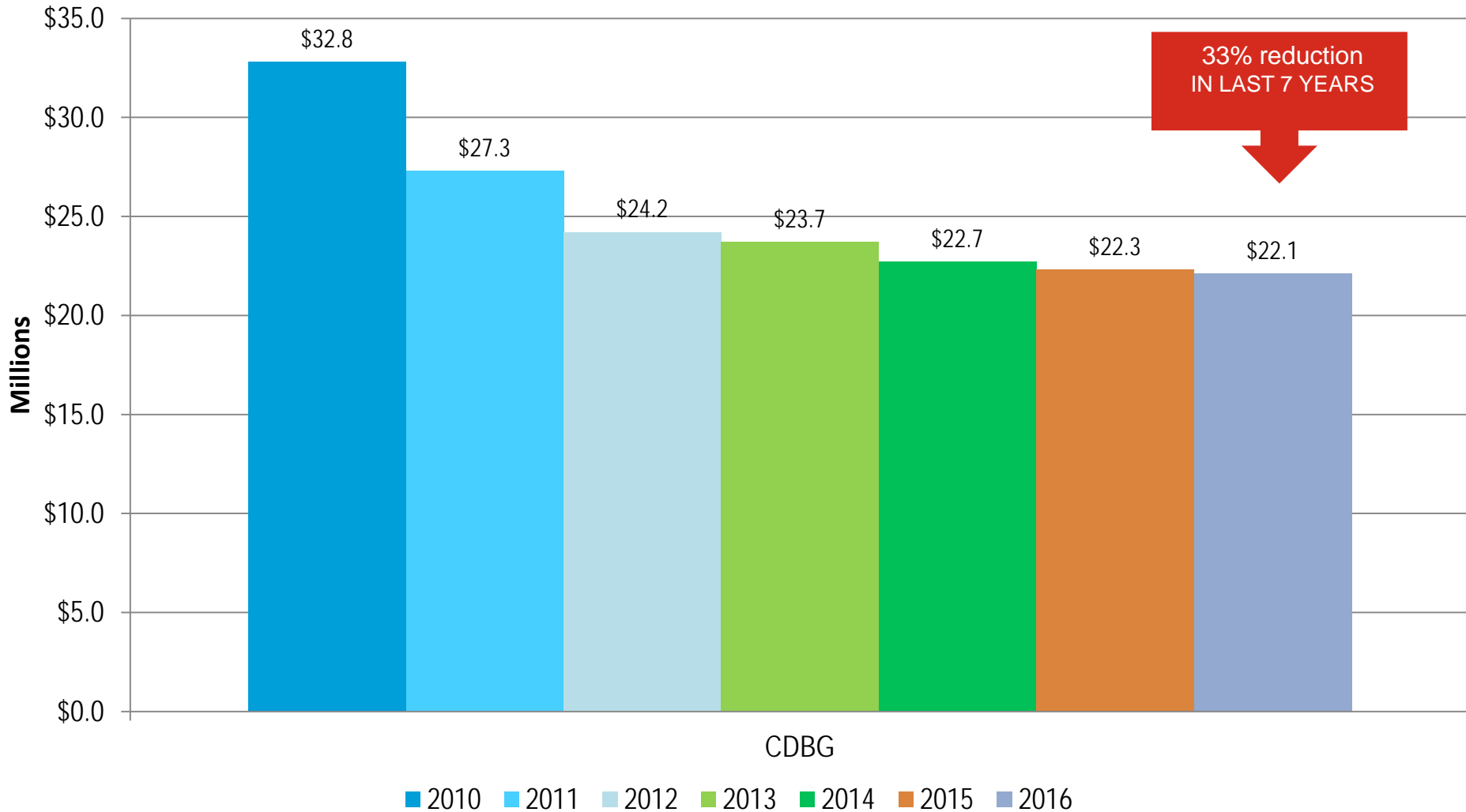
Third annual plan of the five-year strategic planning period



2017 Action Plan

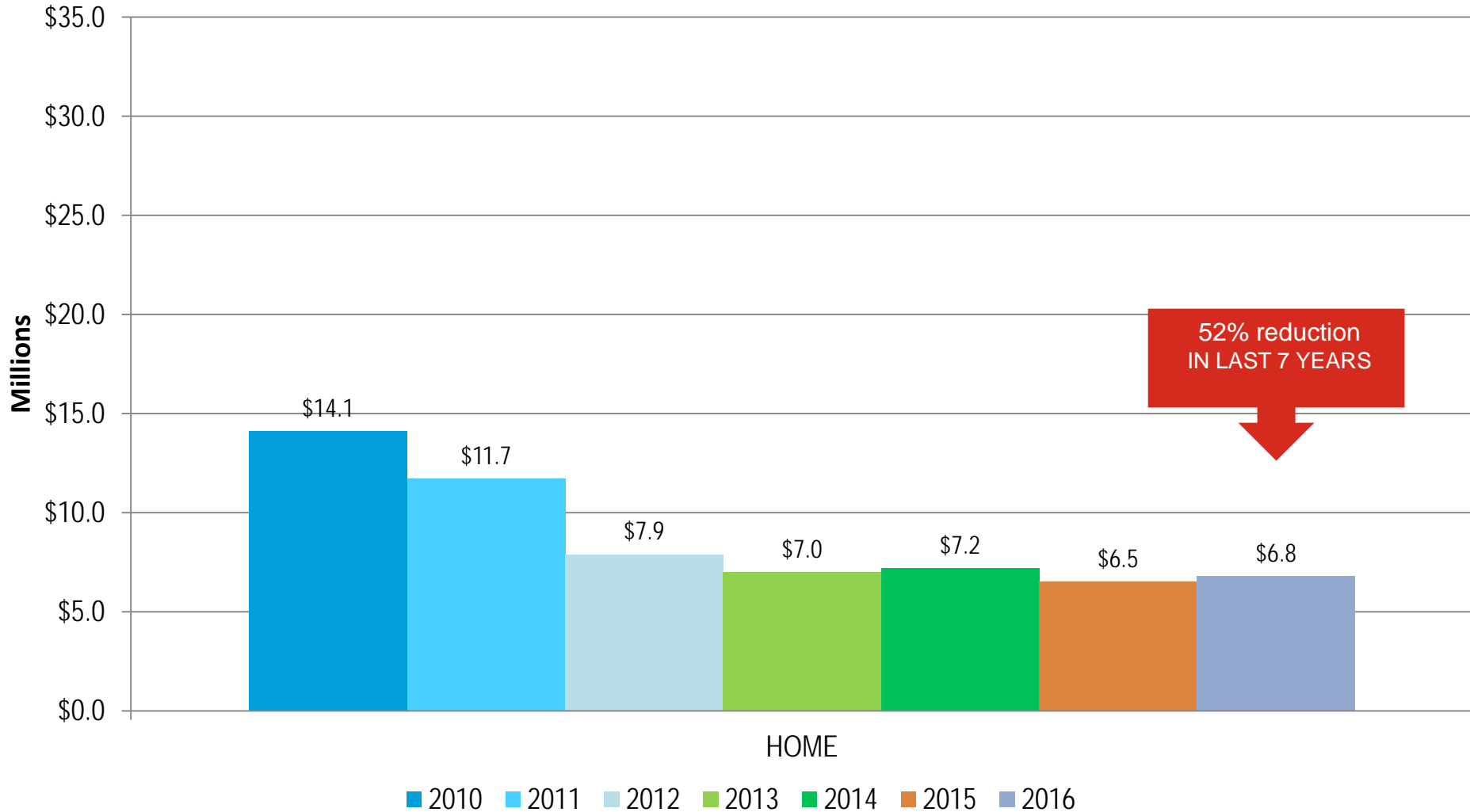
Program Years 2010 to 2016 Grant Allocations

HUD Entitlement Grants Reduction: CDBG



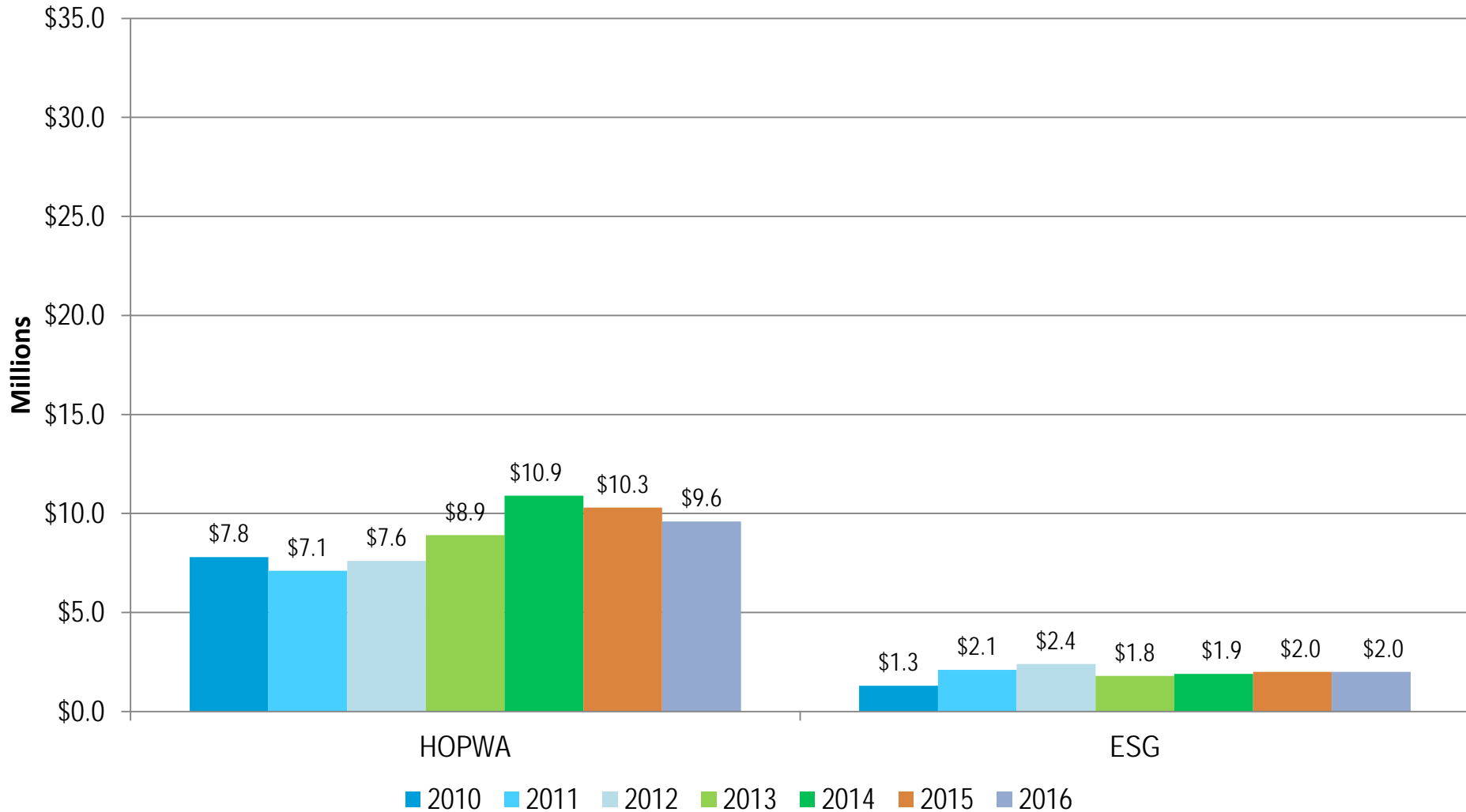
Program Years 2010 to 2016 Grant Allocations

HUD Entitlement Grants Reduction: HOME



Program Years 2010 to 2016 Grant Allocations

HUD Entitlement Grants: HOPWA and ESG



Estimated 2017 HUD Entitlement Grants Allocations

| GRANT | AMOUNT |
|-----------------------------------------------------|---------------------|
| Community Development Block Grant (CDBG)* | \$22,072,479 |
| HOME Investment Partnerships Program (HOME)* | \$6,883,543 |
| Housing Opportunities for Persons With AIDS (HOPWA) | \$9,543,100 |
| Emergency Solutions Grant (ESG) | \$1,992,000 |
| TOTAL | \$40,491,122 |

*Amount includes estimated amount of Program Income (CDBG - \$153,644 and HOME - \$94,943)

| July | | | | | | | August | | | | | | | September | | | | | | | October | | | | | | |
|------|-----|-----|-----|-----|-----|-----|--------|-----|-----|-----|-----|-----|-----|-----------|-----|-----|-----|-----|-----|-----|---------|-----|-----|-----|-----|-----|-----|
| SUN | MON | TUE | WED | THU | FRI | SAT | SUN | MON | TUE | WED | THU | FRI | SAT | SUN | MON | TUE | WED | THU | FRI | SAT | SUN | MON | TUE | WED | THU | FRI | SAT |
| | | | | | 1 | 2 | 1 | 2 | 3 | 4 | 5 | 6 | | | | | 1 | 2 | 3 | | | | | | | 1 | |
| 3 | 4 | 5 | 6 | 7 | 8 | 9 | 7 | 8 | 9 | 10 | 11 | 12 | 13 | 4 | 5 | 6 | 7 | 8 | 9 | 10 | 2 | 3 | 4 | 5 | 6 | 7 | 8 |
| 10 | 11 | 12 | 13 | 14 | 15 | 16 | 14 | 15 | 16 | 17 | 18 | 19 | 20 | 11 | 12 | 13 | 14 | 15 | 16 | 17 | 9 | 10 | 11 | 12 | 13 | 14 | 15 |
| 17 | 18 | 19 | 20 | 21 | 22 | 23 | 21 | 22 | 23 | 24 | 25 | 26 | 27 | 18 | 19 | 20 | 21 | 22 | 23 | 24 | 16 | 17 | 18 | 19 | 20 | 21 | 22 |
| 24 | 25 | 26 | 27 | 28 | 29 | 30 | 28 | 29 | 30 | 31 | 25 | 26 | 27 | 28 | 29 | 30 | 23 | 24 | 25 | 26 | 27 | 28 | 29 | | | | |
| 31 | | | | | | | | | | | | | | | | | | | 30 | 31 | | | | | | | |

| November | | | | | | | December | | | | | | | January | | | | | | | February | | | | | | | |
|----------|-----|-----|-----|-----|-----|-----|----------|-----|-----|-----|-----|-----|-----|---------|-----|-----|-----|-----|-----|-----|----------|-----|-----|-----|-----|-----|-----|--|
| SUN | MON | TUE | WED | THU | FRI | SAT | SUN | MON | TUE | WED | THU | FRI | SAT | SUN | MON | TUE | WED | THU | FRI | SAT | SUN | MON | TUE | WED | THU | FRI | SAT | |
| | | 1 | 2 | 3 | 4 | 5 | | | | | 1 | 2 | 3 | | | | | | 1 | 2 | | | | | | | 1 | |
| 6 | 7 | 8 | 9 | 10 | 11 | 12 | 4 | 5 | 6 | 7 | 8 | 9 | 10 | 3 | 4 | 5 | 6 | 7 | 8 | 9 | 7 | 8 | 9 | 10 | 11 | 12 | 13 | |
| 13 | 14 | 15 | 16 | 17 | 18 | 19 | 11 | 12 | 13 | 14 | 15 | 16 | 17 | 10 | 11 | 12 | 13 | 14 | 15 | 16 | 14 | 15 | 16 | 17 | 18 | 19 | 20 | |
| 20 | 21 | 22 | 23 | 24 | 25 | 26 | 18 | 19 | 20 | 21 | 22 | 23 | 24 | 17 | 18 | 19 | 20 | 21 | 22 | 23 | 21 | 22 | 23 | 24 | 25 | 26 | 27 | |
| 27 | 28 | 29 | 30 | | | | 25 | 26 | 27 | 28 | 29 | 30 | 31 | 24 | 25 | 26 | 27 | 28 | 29 | 30 | 28 | 29 | | | | | | |

| March | | | | | | | April | | | | | | | May | | | | | | | June | | | | | | |
|-------|-----|-----|-----|-----|-----|-----|-------|-----|-----|-----|-----|-----|-----|-----|-----|-----|-----|-----|-----|-----|------|-----|-----|-----|-----|-----|-----|
| SUN | MON | TUE | WED | THU | FRI | SAT | SUN | MON | TUE | WED | THU | FRI | SAT | SUN | MON | TUE | WED | THU | FRI | SAT | SUN | MON | TUE | WED | THU | FRI | SAT |
| | | 1 | 2 | 3 | 4 | 5 | | | | | | 1 | 2 | 1 | 2 | 3 | 4 | 5 | 6 | 7 | | | | | | | 1 |
| 6 | 7 | 8 | 9 | 10 | 11 | 12 | 3 | 4 | 5 | 6 | 7 | 8 | 9 | 8 | 9 | 10 | 11 | 12 | 13 | 14 | 5 | 6 | 7 | 8 | 9 | 10 | 11 |
| 13 | 14 | 15 | 16 | 17 | 18 | 19 | 10 | 11 | 12 | 13 | 14 | 15 | 16 | 15 | 16 | 17 | 18 | 19 | 20 | 21 | 12 | 13 | 14 | 15 | 16 | 17 | 18 |
| 20 | 21 | 22 | 23 | 24 | 25 | 26 | 17 | 18 | 19 | 20 | 21 | 22 | 23 | 22 | 23 | 24 | 25 | 26 | 27 | 28 | 19 | 20 | 21 | 22 | 23 | 24 | 25 |
| 27 | 28 | 29 | 30 | 31 | 24 | 25 | 26 | 27 | 28 | 29 | 30 | 29 | 30 | 31 | 26 | 27 | 28 | 29 | 30 | | | | | | | | |

2017 Annual Action Plan

July 1, 2017 – June 30, 2018



Estimated 2017 HUD Entitlement Grants Allocations

| CDBG | AMOUNT | PERCENT |
|----------------------------------------|---------------------|---------|
| Neighborhood Facilities & Improvements | \$5,208,600 | 23.6% |
| Public Services | \$3,701,554 | 16.7% |
| Single-Family Home Repair | \$4,000,000 | 18.1% |
| Homeownership Assistance | \$1,000,000 | 4.5% |
| Lead-Based Paint | \$750,000 | 3.4% |
| Multifamily Homes | \$300,000 | 1.4% |
| Economic Development | \$100,000 | 0.5% |
| Code Enforcement | \$2,597,830 | 11.8% |
| Planning and Administration | \$4,414,495 | 20.0% |
| TOTAL | \$22,072,479 | |

Estimated 2017 HUD Entitlement Grants Allocations

| HOME | AMOUNT | PERCENT |
|--------------------------------|--------------------|---------|
| Multifamily Home Development | \$5,162,657 | 75.0% |
| Single-Family Home Development | \$1,032,532 | 15.0% |
| Planning and Administration | \$688,354 | 10.0% |
| TOTAL | \$6,883,543 | |

Estimated 2017 HUD Entitlement Grants Allocations

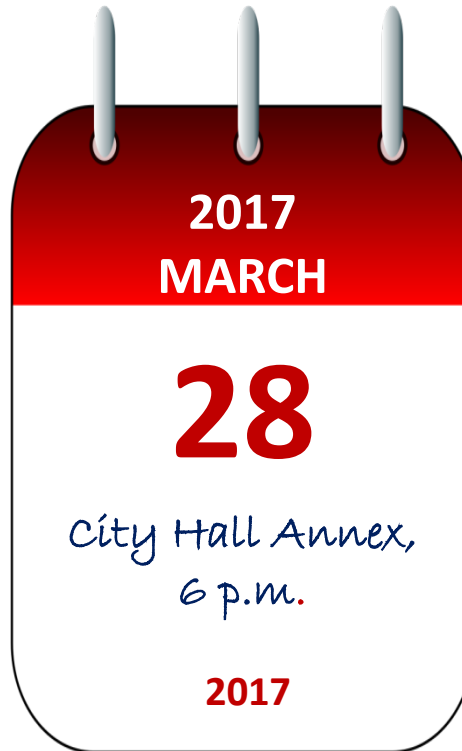
| HOPWA | AMOUNT | PERCENT |
|------------------------------------------------------------|--------------------|---------|
| Operating Costs | \$1,780,000 | 18.7% |
| Supportive Services | \$2,300,000 | 24.1% |
| Project or Tenant-based Rental Assistance | \$3,500,000 | 36.7% |
| Short-term Rent, Mortgage, and Utility Assistance | \$908,790 | 9.5% |
| Resource Identification/Technical Assistance/Housing Info. | \$100,000 | 1.0% |
| Sponsor Administration | \$668,017 | 7.0% |
| Grantee Administration | \$286,293 | 3.0% |
| TOTAL | \$9,543,100 | |

Estimated 2017 HUD Entitlement Grants Allocations

| ESG | AMOUNT | PERCENT |
|------------------------------------------------|--------------------|---------|
| Homeless Management Information Service (HMIS) | \$80,000 | 4.0% |
| Emergency Shelter | \$662,600 | 33.3% |
| Homeless Prevention | \$400,000 | 20.1% |
| Rapid Rehousing | \$700,000 | 35.1% |
| Administration | \$149,400 | 7.5% |
| TOTAL | \$1,992,000 | |

2017 Annual Action Plan

Four Public Hearings to Solicit Citizen Comments



2017 Annual Action Plan

30-day public comment period for the Draft 2017 Annual Action Plan

- Comment period: March 13, 2017 to April 12, 2017
- Comments may be e-mailed to: Mary.Itz@houstontx.gov
- Comments may be mailed to: HCDD, Attn: Mary Itz, 601 Sawyer, 4th Floor, Houston, TX 77007



FAIR HOUSING




Why Is Fair Housing So Important?



Fair Housing Act

The Fair Housing Act prohibits discrimination against any of the following protected classes:



- Race
- Color
- National Origin
- Religion
- Sex
- Familial Status
- Handicap / Disability

Fair Housing Act Prohibits

Discrimination
in the
rental or sale
of housing

Discrimination
in the terms,
conditions,
privileges,
services or
facilities of
housing

Making,
printing or
publishing
discriminatory
advertisements

Representing
that housing is
unavailable to a
protected class
when housing
is actually
available

Affirmatively Furthering Fair Housing (AFFH)

Municipalities receiving federal financial assistance must take **meaningful actions** to:

- Promote fair housing choice
- Foster inclusive communities free from discrimination
- Overcome historic patterns of segregation



Affirmatively Furthering Fair Housing (AFFH)

AFFH includes **all** actions of the City that directly or indirectly connect to:

- Real estate
- Housing-related advertising
- Home insurance
- Lending
- Land-use



Assessment of Fair Housing (AFH)

HUD's Rule on Affirmatively Furthering Fair Housing was published on July 16, 2015

AFH replaces the Analysis of Impediments to Fair Housing Choice (AI) and identifies four fair housing issues to assess

- Patterns of integration and segregation
- Racially or ethnically concentrated areas of poverty
- Disparities in access to opportunity
- Disproportionate housing needs



THANK YOU



CITY OF HOUSTON
HOUSING AND
COMMUNITY
DEVELOPMENT

HOUSTONHOUSING.ORG